



ATTACHMENTS

Ordinary Council Meeting

Tuesday, 27 June 2023

Table of Contents

12.1.2	Proposed Shire of Coolgardie Meeting Procedures	
Attachment 1	Meeting Procedures Amendment Local Law.....	4
12.2.3	Evolution Mining Paradigm Project - Ora Banda/Carbine Road upgrade and maintenance works	
Attachment 1	Ora Banda/Carbine road upgrade design	5
Attachment 2	Ora Banda/Cardine Road design	6
12.2.6	Oversized Outbuilding	
Attachment 1	Floor and Elevation Plans	9
Attachment 2	Site Plans	24
12.2.7	Proposed Food Van Cafe - No 67 Bayley Street, Coolgardie	
Attachment 1	Applicants Supporting Letter	25
Attachment 2	Site Plans	26
Attachment 3	Floor Plans	27
Attachment 4	Van Details	32
12.2.9	Coolgardie Outback Rodeo 2023	
Attachment 1	Letter of Support	34
12.2.10	List of Payments - May 2023	
Attachment 1	List of Payments - May 2023.....	36
12.2.11	Monthly Financial Statements for the month ended 31 May 2023	
Attachment 1	Monthly Financial Report - May 2023.....	48
Attachment 2	Management Report - May 2023.....	73
12.2.12	Purchasing of SEA EV Hino Truck	
Attachment 1	Hino Truck - Specification Sheet	79
Attachment 2	Hino Truck - Chassis Dimensions	81
12.2.13	Focus Mining Lease - Bonnie Vale Townsite - Small Scale Surface Mining	
Attachment 1	Applicants Submission	84
12.2.14	Mount Burgess Road & Coolgardie North Road - Bonnie Vale	
Attachment 1	Email Trail - Focus Minerals	86
Attachment 2	Bonnie Vale Haulage Detail - Map	88
Attachment 3	Bonnie Vale Haulage Overview - Map	89

LOCAL GOVERNMENT ACT 1995*Shire of Coolgardie*
Meeting Procedures Amendment Local Law 2023

Under the powers conferred by the *Local Government Act 1995*, and all other powers enabling it, the Council of the Shire of Coolgardie resolved on dd mm 2023 to make the following local law:

1. Citation

This local law is cited as the *Shire of Coolgardie Meeting Procedures Local Law 2023*.

2. Commencement

This local law comes into operation 14 days after its publication in the *Government Gazette*.

3. Principal Local Law

This local law amends the *Shire of Coolgardie Meeting Procedures Local Law 2019* published in the *Government Gazette* on 12 March 2020.

4. Clause 8.5 replaced

Clause 8.5 is deleted and replaced with:

8.5 Members to indicate their intention to speak

A member who wishes to speak at a Council meeting –



- (i) Must indicate his or her intention to speak by raising his or her hand, or by any other method determined by the Council; and
- (ii) When invited by the Presiding Member to speak, and unless otherwise determined by the Council, must address the meeting through the Presiding Member.

Dated dd mm 2023

The Common Seal of the Shire of Coolgardie was affixed by authority of a resolution of the Council in the presence of –

.....
Cr Malcolm Cullen, President

.....
James Trail, Chief Executive Officer



PRELIMINARY DRAWING

NOT TO BE USED FOR CONSTRUCTION PURPOSES

	REVISIONS	DESIGNED	A.D. CHISHOLM	DATE	MAY 2023	CLIENT	EVOLUTION MINING	DRAWING TITLE	TYPICAL CROSS SECTIONS	THIS DRAWING SHALL BE TREATED AS PRELIMINARY AND IS NOT TO BE USED FOR CONSTRUCTION PURPOSES UNLESS SIGNED AS APPROVED.

Table 4.1: Clear zone distances from edge of through travelled way on straights⁽⁵⁾

Batter slopes are described as x:1, being (Horizontal):(Vertical)

Design speed (km/h)	Design ADT ⁽⁴⁾	Clear zone width (m)						
		Fill batter			Cut batter			
		6:1 to flat	4:1 to < 6:1	Steeper than 4:1 ⁽²⁾	6:1 to flat	4:1 to < 6:1	4:1 to 3:1	Steeper than 3:1 ⁽³⁾
≤ 60	< 750	3.0	3.0	⁽²⁾	3.0	3.0	3.0	⁽³⁾
	750 – 1500	3.5	4.5	⁽²⁾	3.5	3.5	3.5	⁽³⁾
	1501 – 6000	4.5	5.0	⁽²⁾	4.5	4.5	4.5	⁽³⁾
	> 6000	5.0	5.5	⁽²⁾	5.0	5.0	5.0	⁽³⁾
70 – 80	< 750	3.5	4.5	⁽²⁾	3.5	3.0	3.0	⁽³⁾
	750 – 1500	5.0	6.0	⁽²⁾	5.0	4.5	3.5	⁽³⁾
	1501 – 6000	5.5	8.0	⁽²⁾	5.5	5.0	4.5	⁽³⁾
	> 6000	6.5	8.5	⁽²⁾	6.5	6.0	5.0	⁽³⁾
90	< 750	4.5	5.5	⁽²⁾	3.5	3.5	3.0	⁽³⁾
	750 – 1500	5.5	7.5	⁽²⁾	5.5	5.0	3.5	⁽³⁾
	1501 – 6000	6.5	9.0	⁽²⁾	6.5	5.5	5.0	⁽³⁾
	> 6000	7.5	10.0 ⁽¹⁾	⁽²⁾	7.5	6.5	5.5	⁽³⁾
100	< 750	5.5	7.5	⁽²⁾	5.0	4.5	3.5	⁽³⁾
	750 – 1500	7.5	10.0 ⁽¹⁾	⁽²⁾	6.5	5.5	4.5	⁽³⁾
	1501 – 6000	9.0	12.0 ⁽¹⁾	⁽²⁾	8.0	6.5	5.5	⁽³⁾
	> 6000	10.0 ⁽¹⁾	13.5 ⁽¹⁾	⁽²⁾	8.5	8.0	6.5	⁽³⁾
110	< 750	6.0	8.0	⁽²⁾	5.0	5.0	3.5	⁽³⁾
	750 – 1500	8.0	11.0 ⁽¹⁾	⁽²⁾	6.5	6.0	5.0	⁽³⁾
	1501 – 6000	10.0 ⁽¹⁾	13.0 ⁽¹⁾	⁽²⁾	8.5	7.5	6.0	⁽³⁾
	> 6000	10.5 ⁽¹⁾	14.0 ⁽¹⁾	⁽²⁾	9.0	9.0	7.5	⁽³⁾

1. Where a site specific investigation indicates a high probability of continuing crashes, or such occurrences are indicated by crash history, the designer may provide clear zone distances greater than the clear zone shown in Table 4.1. A jurisdiction may limit clear zones to 9 m for practicality and to provide a consistent roadway template if previous experience with similar projects or designs indicates satisfactory performance.

2. For fill batters steeper than 4:1 the batter width shall be treated as non-recoverable and not be considered as part of the clear zone. If a clear zone is to be provided then:

- Providing that the embankment is not considered hazardous (refer to Sections 4.3.3 – 4.3.4) then the clear zone can be provided by the recoverable area at the top and bottom of the embankment. If this summation is equal to or greater than the required clear zone for the appropriate slopes of these areas then the clear zone is satisfied.
- If the embankment is hazardous, then unless the embankment is offset a distance equal to the clear zone for the appropriate slope from the edge of the travelled way to the embankment it is within the clear zone.

3. No clear zone widths are provided for cut batters steeper than 3:1. Therefore unless an appropriate clear zone is provided prior to the cut batter it shall be treated as being within the clear zone. The cut batter and any objects contained on it shall be assessed in accordance with Section 4.5.5.

4. The design ADT in the table is the average daily traffic volume in both directions and in all lanes, other than for divided roads where it is the total traffic in all lanes in one direction. In selecting the traffic to be used for the assessment of the clear zone a 20 year timeframe and allowance for growth over this period shall be considered.

5. Where the road is curved the values in Table 4.1 should be adjusted by the curve correction factors in Table 4.2.

Source: Adapted from AASHTO (2006).

d. Specifications

Relevant technical Specifications 300 series are available below:

- [specification 301 Clearing.](#)
- [specification 302 Earthworks.](#)
- [specification 304 Revegetation and Landscaping.](#)

e. Design briefs

Specific requirements for a project location are defined using Main Roads design briefs as templates.

For a typical road project the [Standard Design Brief](#) is customised to define the requirements including revegetation and landscaping.

For major projects the standard Scope of Works & Technical Criteria (SWTC) document is customised to define the specific requirements, given the project scope, commitments and location.

The [Landscape Design brief](#) defines the landscape design and documentation requirements for standard projects.

The [Visual Impact Assessment brief](#) defines the requirements to assess and report on visual impacts associated with road work projects.

The [Project Revegetation Plan brief](#) defines the requirements to prepare a revegetation plan report, for standard projects, using a [Project Revegetation Plan template](#).

D. Design Considerations

Revegetation and landscaping treatments must support the safety and function of the road infrastructure. Restrictions apply on treatments permitted close to road infrastructure to assist in road safety, to help protect the integrity of the infrastructure assets and minimise the need for on-going maintenance and to achieve a suitable level of amenity.

a. Typical Design Treatment Zones

Typical design treatment zones for revegetation and landscaping across the road verge and median areas are illustrated below in figure 2.

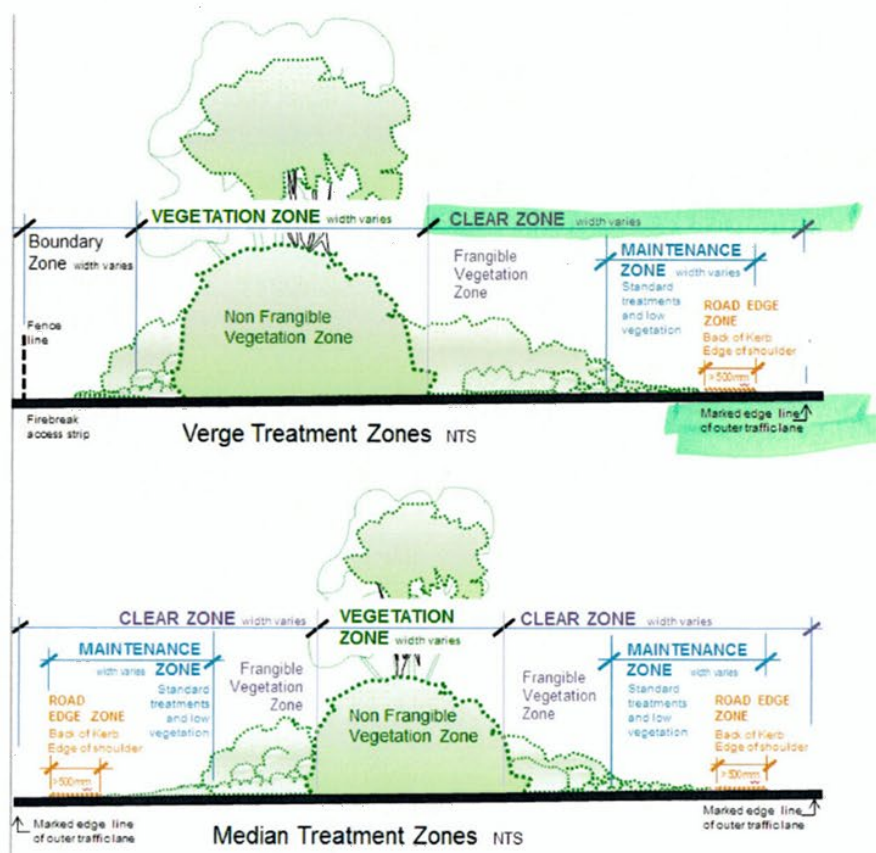


Figure 2 Typical treatment zones across the verge and median

By convention the roadside includes all verge, median and interchange surface land areas, excluding all built road infrastructure.

Restrictions apply within the safety clear zone (refer figure 2), nominated for the road location, on the placement of non-frangible objects (trees and large shrubs with a trunk diameter >100mm): *

Standard landscaping treatments should be used within the roadway maintenance zone (refer figure 2) and restrictions apply on the height of vegetation to retain sightlines and minimise maintenance needs.

The road edge zone (minimum 500mm) along the roadway (back of kerb and edge of shoulder) requires standard landscaping treatments to stabilise the soil surface and minimise on-going maintenance.

Typical treatments zones for revegetation and landscaping are summarised below in table 1.

ZONE	DESCRIPTION	DESIGN NOTES	MANAGEMENT OBJECTIVE
Roadway (the portion of road reserve for use of vehicles)	Width as necessary to meet operational needs.	The roadway is kept clear of all revegetation and landscaping. Maintain and enhance visual quality of pavement and structures.	Pavement stability. Off road surface drainage. Road structures. Road safety and driver visibility. Maintain surfaces free of debris and rubbish.
Road edge	Minimum width of 500mm along the back of kerb or edge of shoulder. Along all roadside verges and medians (where these exist).	Surface treatments to provide stable edge and be simple, decorative and low maintenance.	Vehicle recovery area. Provide stable edge to pavements Prevent erosion of roadsides.
Maintenance zone	Zone of variable width from marked edge line of outer traffic lane, includes road edge zone. Width varies by location and	Road safety barriers occur in some locations. Treatments height generally < 200mm to limit the potential for screening of hidden objects that may reduce the capacity of drains and cause damage to the underside of vehicles leaving the roadway. For example road intersections or entry to roundabouts are paved (in part), maintained clear of vegetation, or planted with grass or low ground covers.	Vehicle recovery area. Maintain clear sight distances and setbacks. Height of vegetation is controlled to meet operational needs. Ensure effective surface drainage. Maintained free of debris and rubbish. Prevent erosion. Control weeds. Control fires. Maintain clearances to utilities. Maintain and enhance visual quality
Clear zone	A 'recovery zone' or safety 'clear	Setbacks apply to the placement of tree trunks and	Vehicle recovery area.

**JOB DETAILS**

DESIGN NUMBER: SQ279375
DATE: 14/03/2023
SALES PERSON: Ms Tracy Anderson

CUSTOMER DETAILS

CLIENT NAME: Brendon Craig
CONTACT NO: 0418254181
SITE ADDRESS: 87 Saltbush Road
 Kambalda West
POSTCODE: 6442
EMAIL: brendon.craig@bigpond.com

QUOTATION**QUOTE VALID FOR 30 DAYS**

Thank you for the opportunity to prepare a quotation for your next exciting home improvement project. Stratco has a proud history within the steel manufacturing industry, dating back over 70 years. Our commitment to supplying superior products and relentless innovation gives all of our customers the confidence that they are buying from a true industry leader who stand by their products.

Stratco customised sheds are of the highest quality using pre-punched galvanised C-section frames for ease of assembly as well as added strength. Our entire shed range has also been independently tested to meet all current Australian Building Standards giving you the peace of mind that a Stratco shed will stand the test of time.

From our recent consultation, we have prepared the following quotation and attached all relevant details for your design which we believe will suit your needs.

STRATCO GABLE ROOF SHED

LARGE SPAN TYPE 1	
Length (mm)	12,000
Width (mm)	7,000
Height (mm)	4,200
Wind Category	Region A Cat 2
Roof Sheet	CGI 0.42 BMT Single Sided
Wall Sheet	Superdek Premium Double Sided
Footing Type	Pinned (On Concrete)
Roller Doors	2
Single PA Doors	1

ADDITIONAL ITEMS INCLUDED

Engineering Certificate for Domestic (1)

TOTAL QUOTE INCLUDING 10% GST**\$28,970.26**

This quotation is for supply of a Stratco Shed Kit.

Once again, thank you for this opportunity and please give me a call if you would like any additional information.

Kind Regards,

Ms Tracy Anderson

Note: Steel Prices are rising globally and we expect to see prices continue to increase significantly over the coming months. Should agreement be made on this quote/contract, the subsequent purchase price may be subject to change should any notified or scheduled price increase occur.

CHOOSE THE PERFECT ACCESSORY! UP TO \$1200 EXTRA BONUS accessories
 OFFER VALID UNTIL 30th APRIL 2023



Stratco have developed a versatile range of garages to suit every situation. Stratco garages give you more space for storage, extra room for a workshop, provide the ideal space for a boat or caravan, and give you the opportunity to entertain all year round. Stratco has a proud history within the steel manufacturing industry, dating back over 70 years. Our commitment to supplying superior products and relentless innovation gives all of our customers the confidence that they are buying from a true industry leader who stand by their products.

**PLEASE CHECK THAT ALL ORDER DETAILS ARE CORRECT.
YOUR ORDER IS NOW BEING PROCESSED BASED ON THE FOLLOWING DETAILS.**

JOB DETAILS

DESIGN NUMBER: SQZ79375
SALES PERSON: Ms Tracy Anderson

CUSTOMER DETAILS

CLIENT NAME: Brendon Craig
PHONE NUMBER: 0418254181
ACCOUNT CODE: *PRKAL

DELIVERY DETAILS

DELIVERY INSTRUCTIONS: 87 Saltbush Road
Kambalda West

ADDITIONAL INSTRUCTIONS: 6442
TOTAL WEIGHT: 3454.056 KG

Opening Details

Roller Doors: 2
Single PA Door Std: 1

Site Details

Wind Speed: Region A Cat 2

Wall Details

Bottom Sheet Extra 25mm: No
Wall Sheet: Superdek Premium Double Sided

Wall Girts

End Wall Girt Section: GHS Purlin/Girt 1.9 100
Side Wall Girt Section: GHS Purlin/Girt 1.9 100

Portal Frames

End Portal Column Reinforcing Section: N/A: Not Applicable
End Portal Column Section: GHS Portal Column 1.9 250
End Portal Rafters Section: GHS Rafters 1.9 250
Mid Portal Column Reinforcing Section: N/A: Not Applicable
Mid Portal Column Section: GHS Portal Column 2.4 300
Mid Portal Rafters Section: GHS Rafters 2.4 300
Side Wall Girt Section: C Section 150 X 2.4mm

Colours

Barge Cap: Dark Stone™
Corner Flashing: Dark Stone™
Downpipe: Dark Stone™
Gutter: Dark Stone™
PA Door: Dark Stone™
Ridge Cap: Dark Stone™
Roller Door: Off White
Roller Door Flashings: Dark Stone™
Roof Sheet: Off White
Skylight Sheet: Opal
Wall Sheet: Dark Stone™

Dimensions (Outside Frames)

Height: 4200mm
Length: 12000mm
Width: 7000mm

Roof Details

Roof Pitch: 10.0°
Roof Sheet: CGI 0.42 BMT Single Sided

Roof Purlins

Eave Purlin Section: GHS Purlin/Girt 1.9 100
Roof Purlin Section: GHS Purlin/Girt 1.9 100

Gable End Columns

Gable End Column Reinforcing Section: N/A: Not Applicable
Gable End Column Section: GHS End Column 1.5 200

Footing Details

Concrete Slab: Yes
End Pinned Footing Type: 250 C-Section Stirrup (Large Span)
Footing Type: Pinned (On Concrete)
Middle Pinned Footing Type: 300 C-Section Stirrup (Large Span)

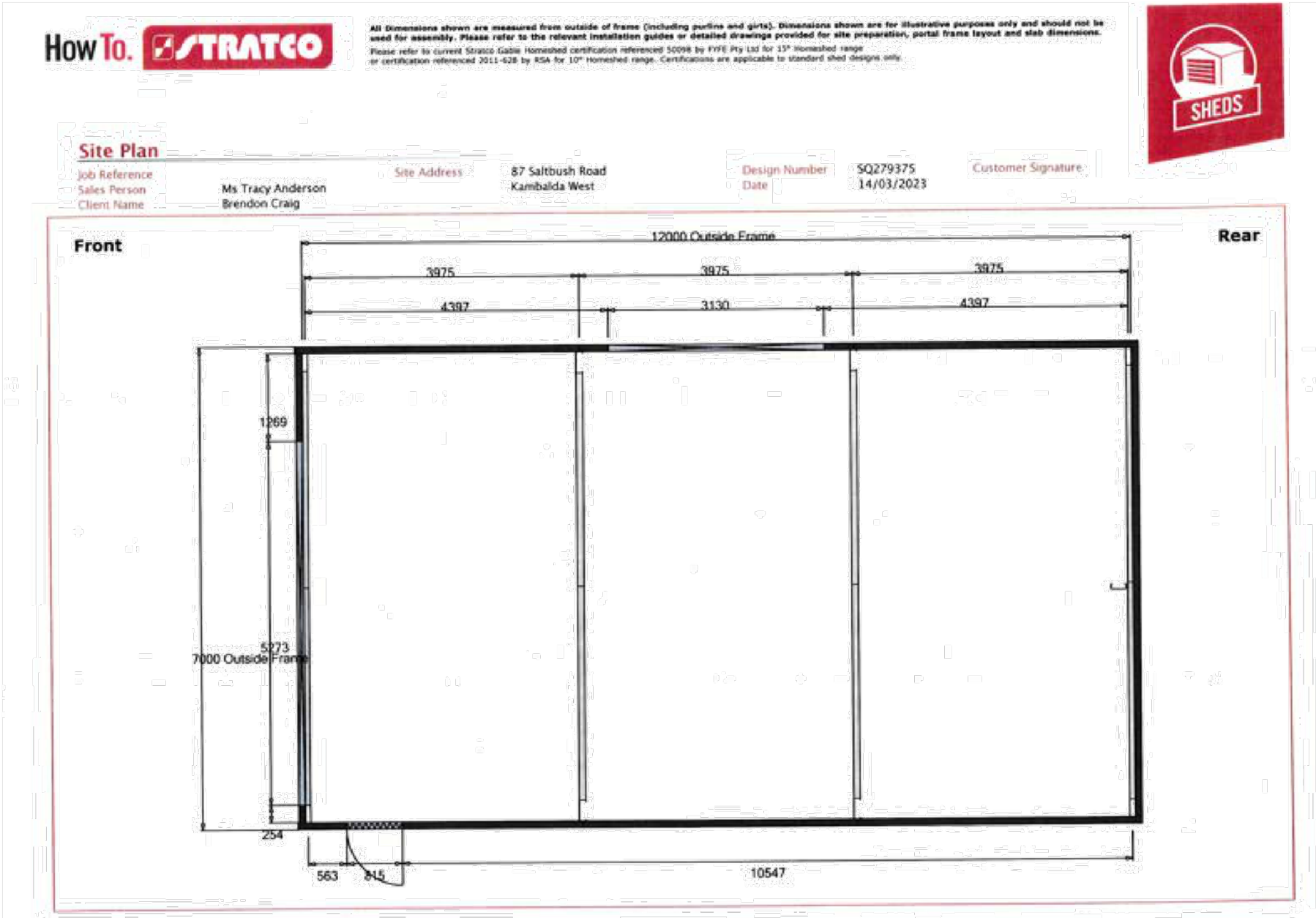
Drainage Details

Box Gutter: None
Downpipe Type: Downpipe 100x50
Gutter Type: Smoothline Gutter 150

All Dimensions shown are measured from outside of frame (including purlins and girts). Dimensions shown are for illustrative purposes only and should not be used for assembly. Please refer to the relevant installation guides or detailed drawings provided for site preparation, portal frame layout and slab dimensions. Please refer to current Stratco Gable Homeshed certification referenced 50098 by FYFE Pty Ltd for 15° Homeshed range or certification referenced 2011-628 by RSA for 10° Homeshed range. Certifications are applicable to standard shed designs only.

CUSTOMER SIGNATURE: _____

DATE: 14/03/2023





All Dimensions shown are measured from outside of frame (including purlins and girts). Dimensions shown are for illustrative purposes only and should not be used for assembly. Please refer to the relevant installation guides or detailed drawings provided for site preparation, portal frame layout and slab dimensions. Please refer to current Stratco Gable Homesheal certification referenced 50098 by FYFE Pty Ltd for 15° Homesheal range or certification referenced 2011-628 by RSA for 10° Homesheal range. Certifications are applicable to standard shed designs only.



Elevations

Job Reference
Sales Person
Client Name

Ms Tracy Anderson
Brendon Craig

Site Address

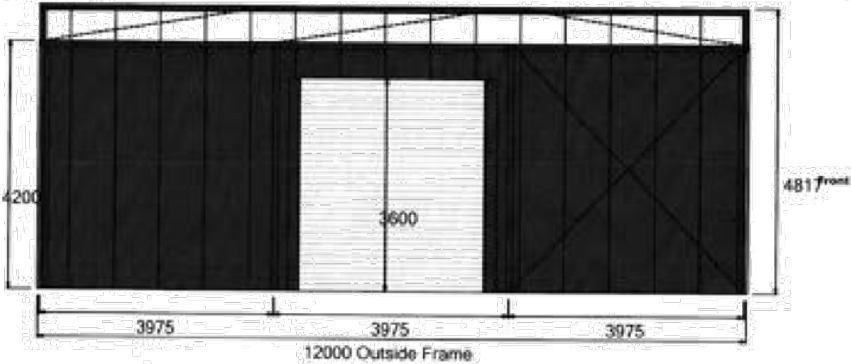
87 Saltbush Road
Kambalda West

Design Number
Date

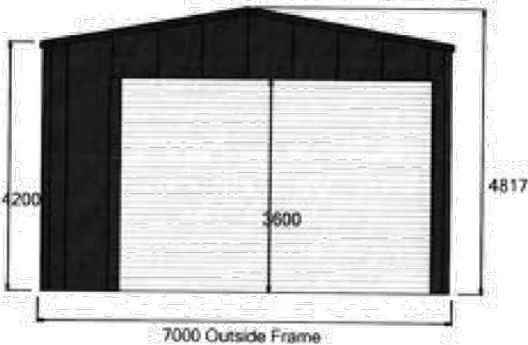
SQ279375
14/03/2023

Customer Signature

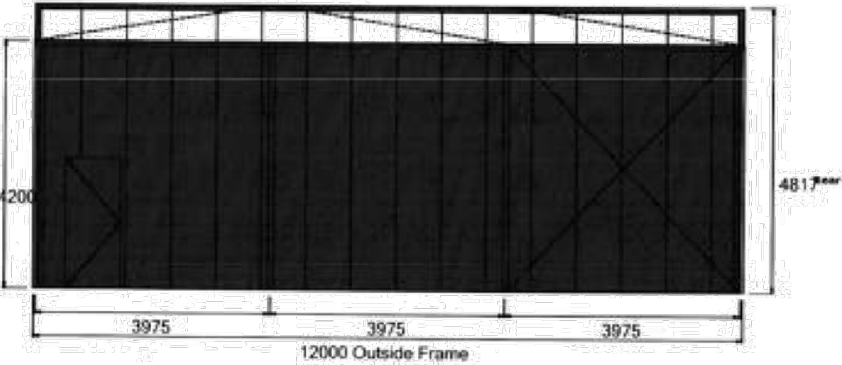
Left Elevation



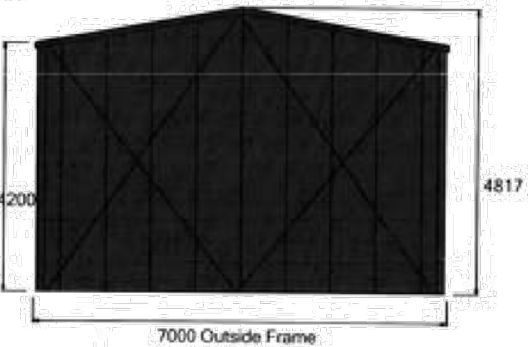
Front External Elevation



Right Elevation



Rear External Elevation





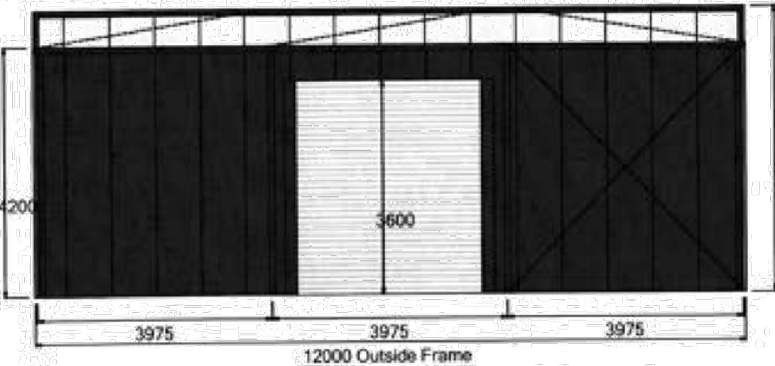
All Dimensions shown are measured from outside of frame (including purlins and girts). Dimensions shown are for illustrative purposes only and should not be used for assembly. Please refer to the relevant installation guides or detailed drawings provided for site preparation, portal frame layout and slab dimensions.
Please refer to current Stratco Gable Homeshed certification referenced 50098 by FYFE Pty Ltd for 15° Homeshed range.
or certification referenced 2021-628 by RSA for 10° Homeshed range. Certifications are applicable to standard shed designs only.



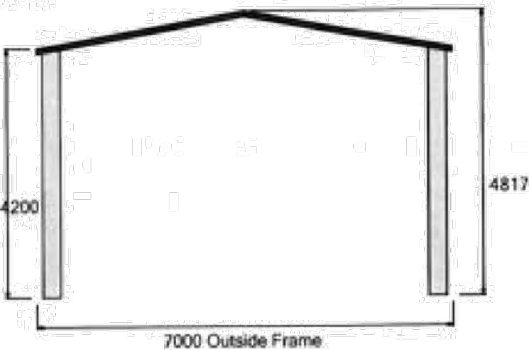
Elevations

Job Reference	Ms Tracy Anderson	Site Address	87 Saltbush Road	Design Number	SQ279375	Customer Signature
Sales Person	Ms Tracy Anderson		Kambalda West	Date	14/03/2023	
Client Name	Brendon Craig					

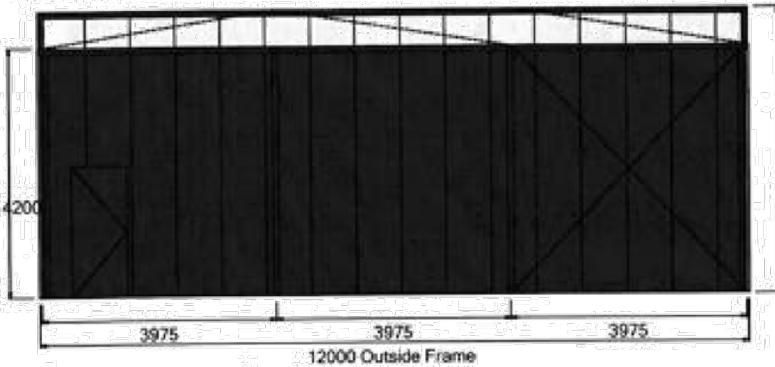
Left Elevation



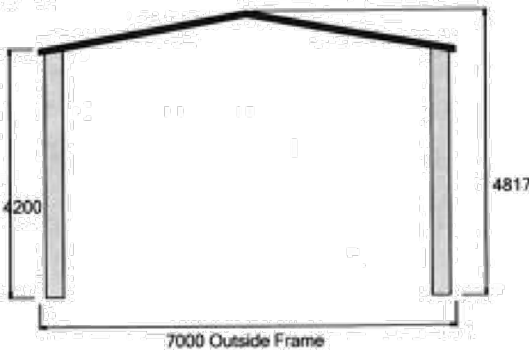
Front Internal Elevation - 1



Right Elevation



Rear Internal Elevation - 1





All Dimensions shown are measured from outside of frame (including purlins and girts). Dimensions shown are for illustrative purposes only and should not be used for assembly. Please refer to the relevant installation guides or detailed drawings provided for site preparation, portal frame layout and slab dimensions. Please refer to current Stratco Gable Horneshed certification referenced 50098 by FIFE Pty Ltd for 15° Horneshed range, or certification referenced 2011-628 by RSA for 10° Horneshed range. Certifications are applicable to standard shed designs only.



Elevations

Job Reference
Sales Person
Client Name

Ms Tracy Anderson
Brendon Craig

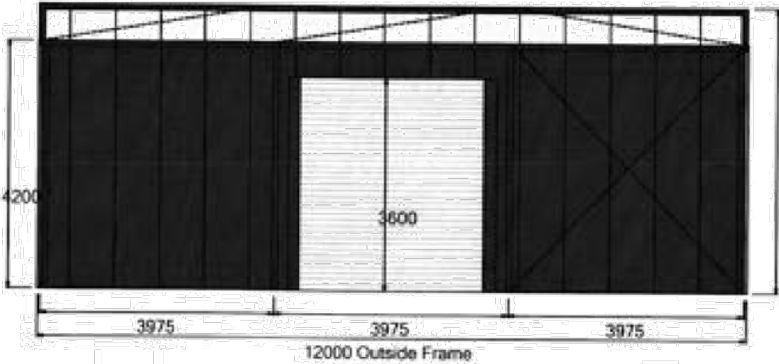
Site Address
87 Saltbush Road
Kambalda West

Design Number
Date

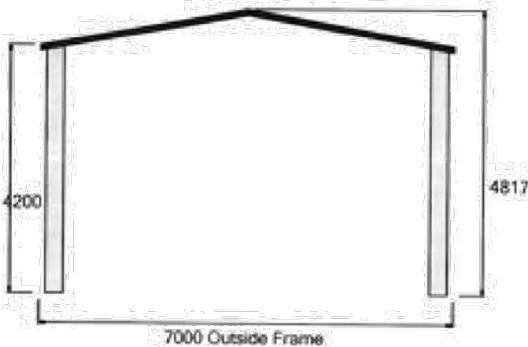
SQ279375
14/03/2023

Customer Signature

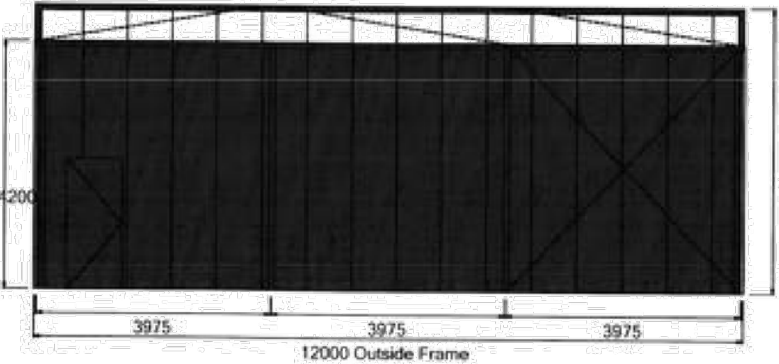
Left Elevation



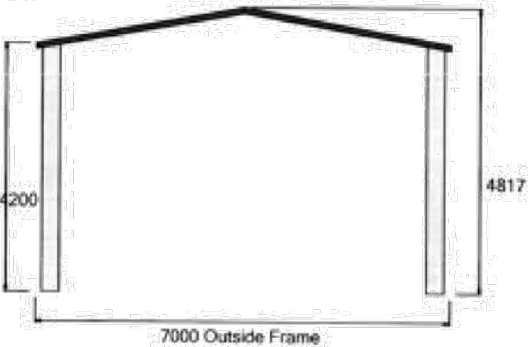
Front Internal Elevation - 2




Right Elevation



Rear Internal Elevation - 2



How To.





Left Elevation

Job Reference

Sales Person

Client Name

Ms Tracy Anderson

Brendon Craig

Site Address

87 Saltbush Road

Kambalda West

Design Number


SQ279375


Date

14/03/2023

Customer Signature



How To. 



Right Elevation

Job Reference

Sales Person

Client Name

Ms Tracy Anderson

Brendon Craig

Site Address

87 Saltbush Road

Kambalda West


Design Number

SQ279375

Date

14/03/2023

Customer Signature











Front/Right Isometric View

Job Reference
Sales Person
Client Name

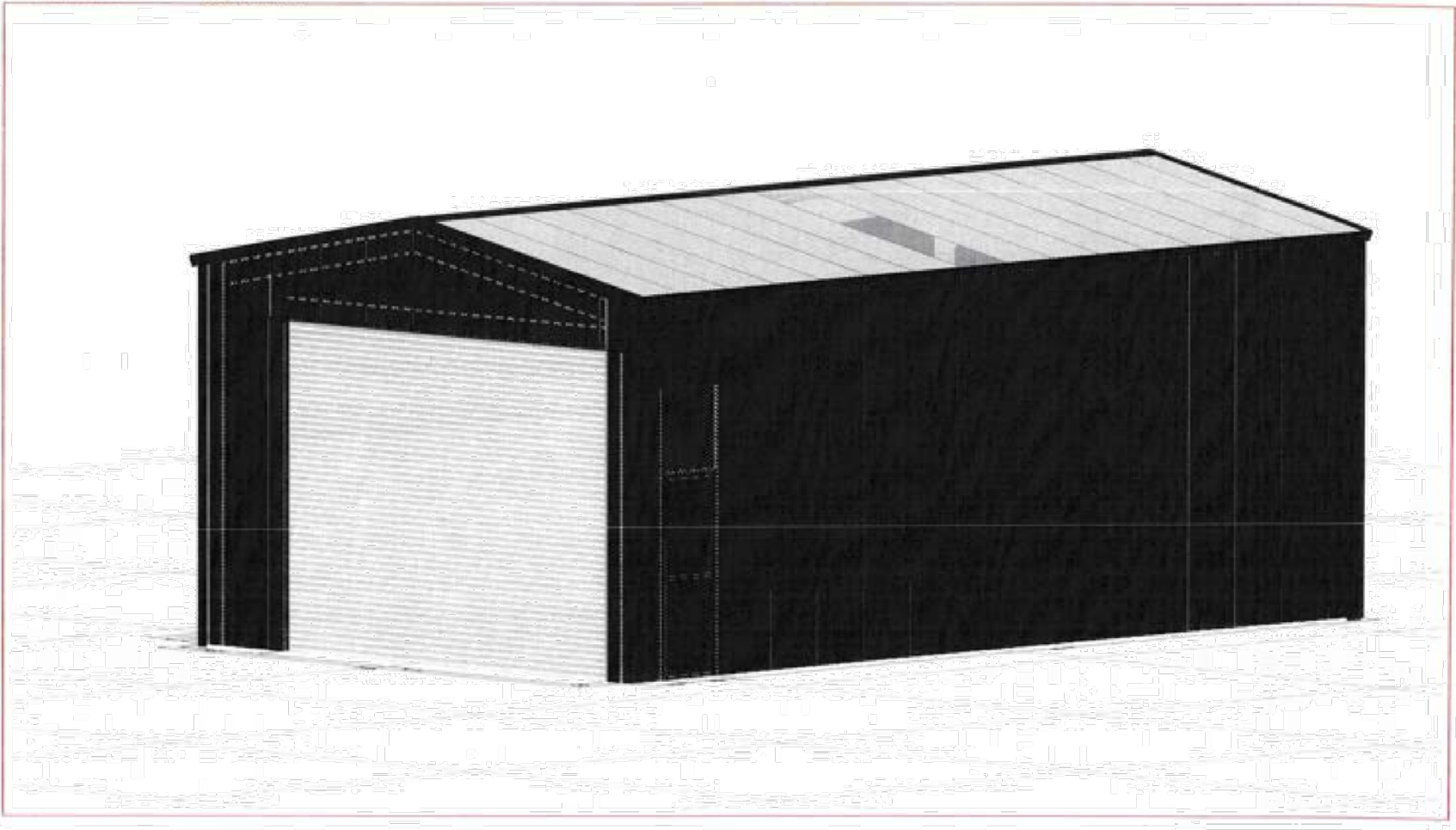
Ms Tracy Anderson
Brendon Craig

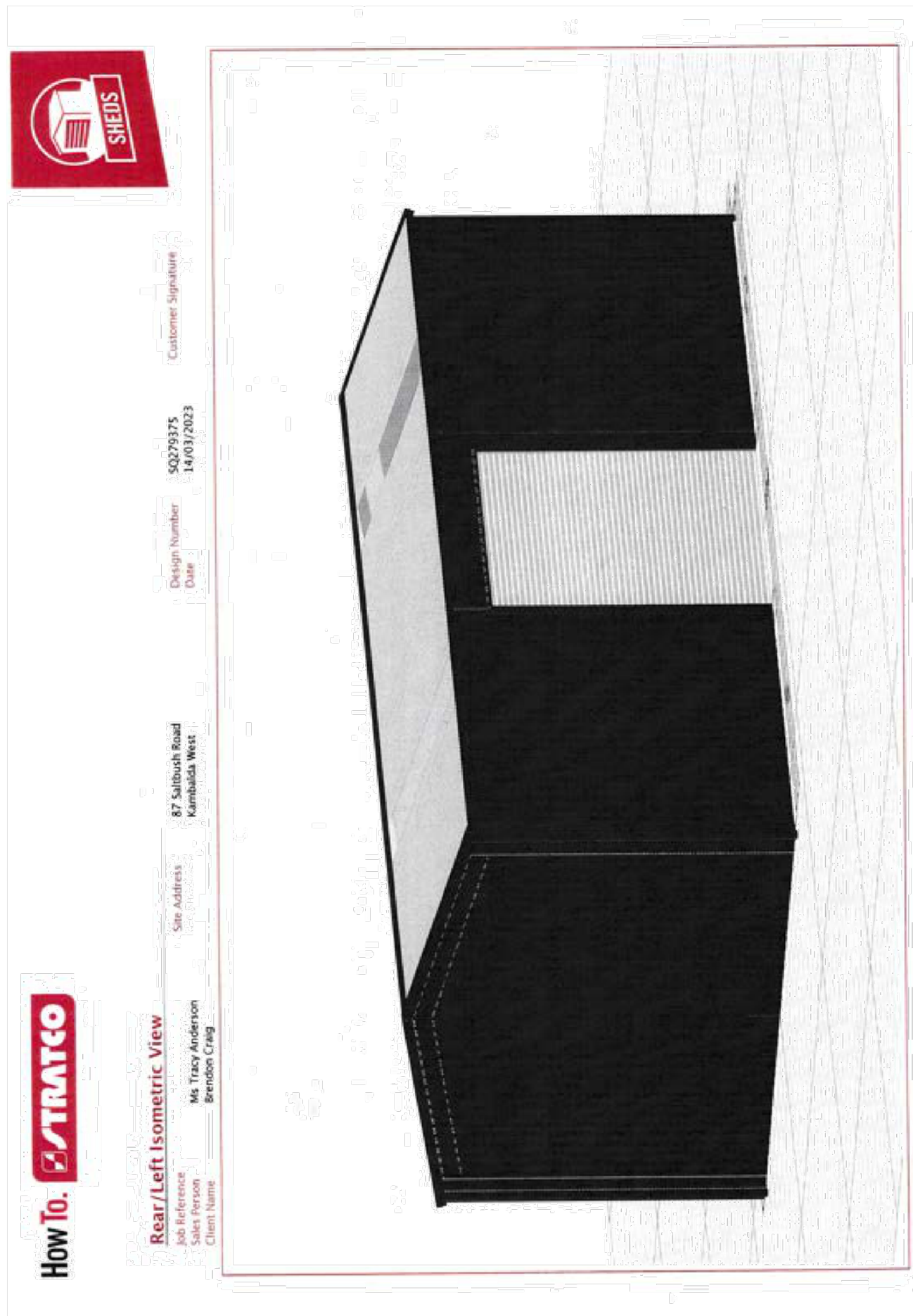
Site Address
87 Saltbush Road
Kambalda West


Design Number
Date

SQ279375
14/03/2023

Customer Signature







HowTo.STRATCO

SHEDS

Current View

Job Reference

Sales Person

Client Name

Ms Tracy Anderson

Brendon Craig

Site Address

87 Saltbush Road

Kambalda West


Design Number

SQ279375

Date

14/03/2023

Customer Signature



87 SALTBUSS ROAD, KAMBALDA WEST



To whom it may concern

My name is Kim Bailey. I'm very excited of the prospect and opportunity of re-opening

The food van in Bayley St Coolgardie.

Coolgardie is a great little town in which I would love to provide the service and hospitality

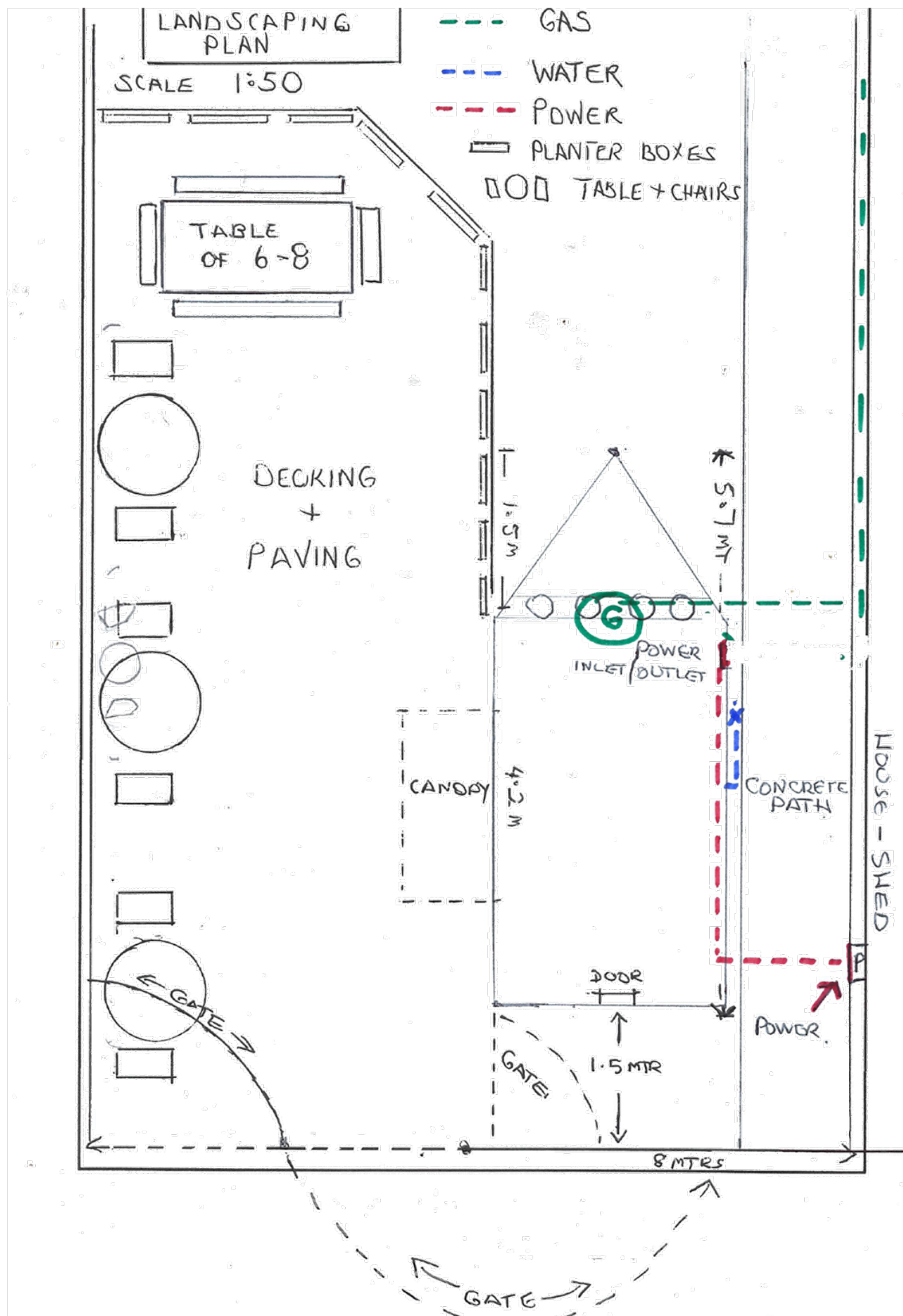
To locals and tourists alike.

I have no problem of working with you to address the grease trap and toilet facilities. Due to pricing of permanent grease trap as well as the fact I'm currently the leasee, would you be open to the discussion regarding a period of exemption? By using the existing plans. I am looking to lease for a period of 12 months with option of purchase. Regarding toilet facilities, to my knowledge many places don't allow public use of their facilities. In this case there are public toilets across the road at Talbot park.

I look forward to hearing from you

Kind regards

Kim Bailey





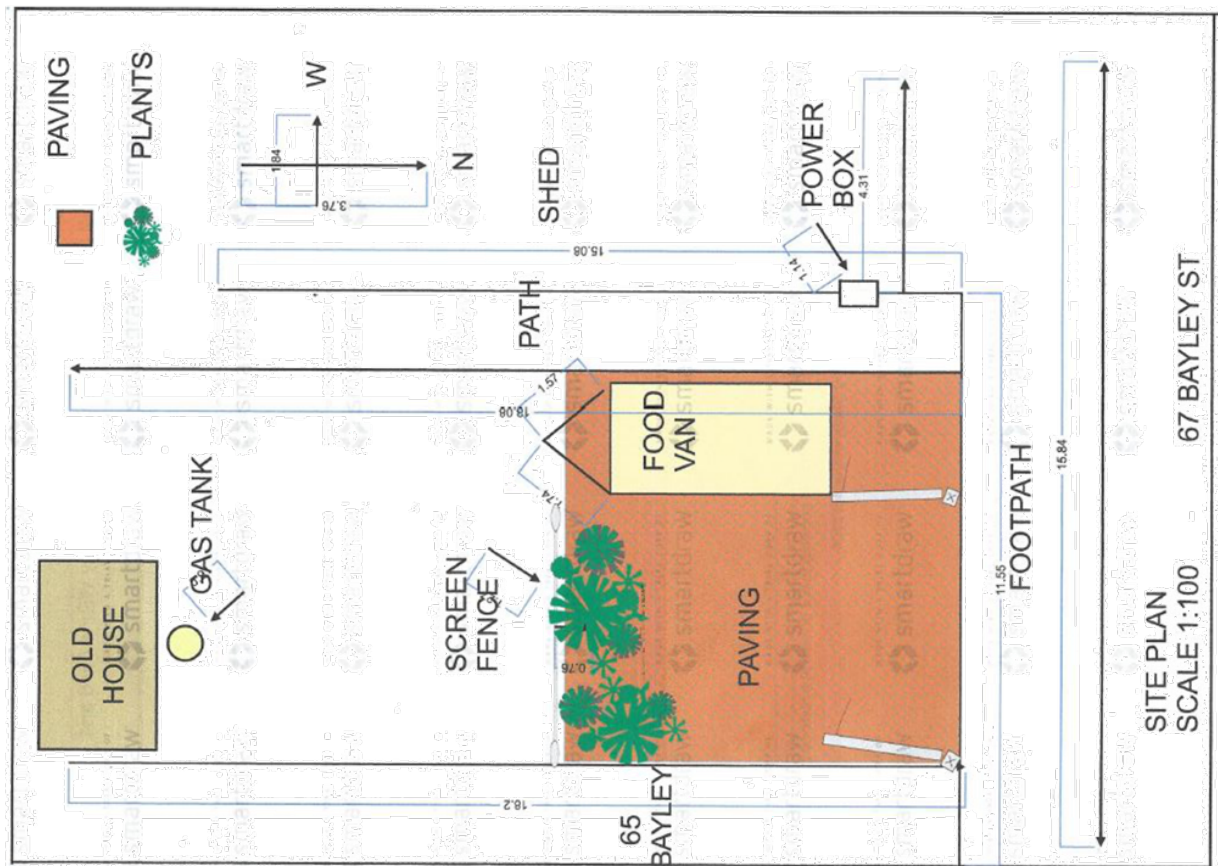
FROM FRONT FOOT PATH TO

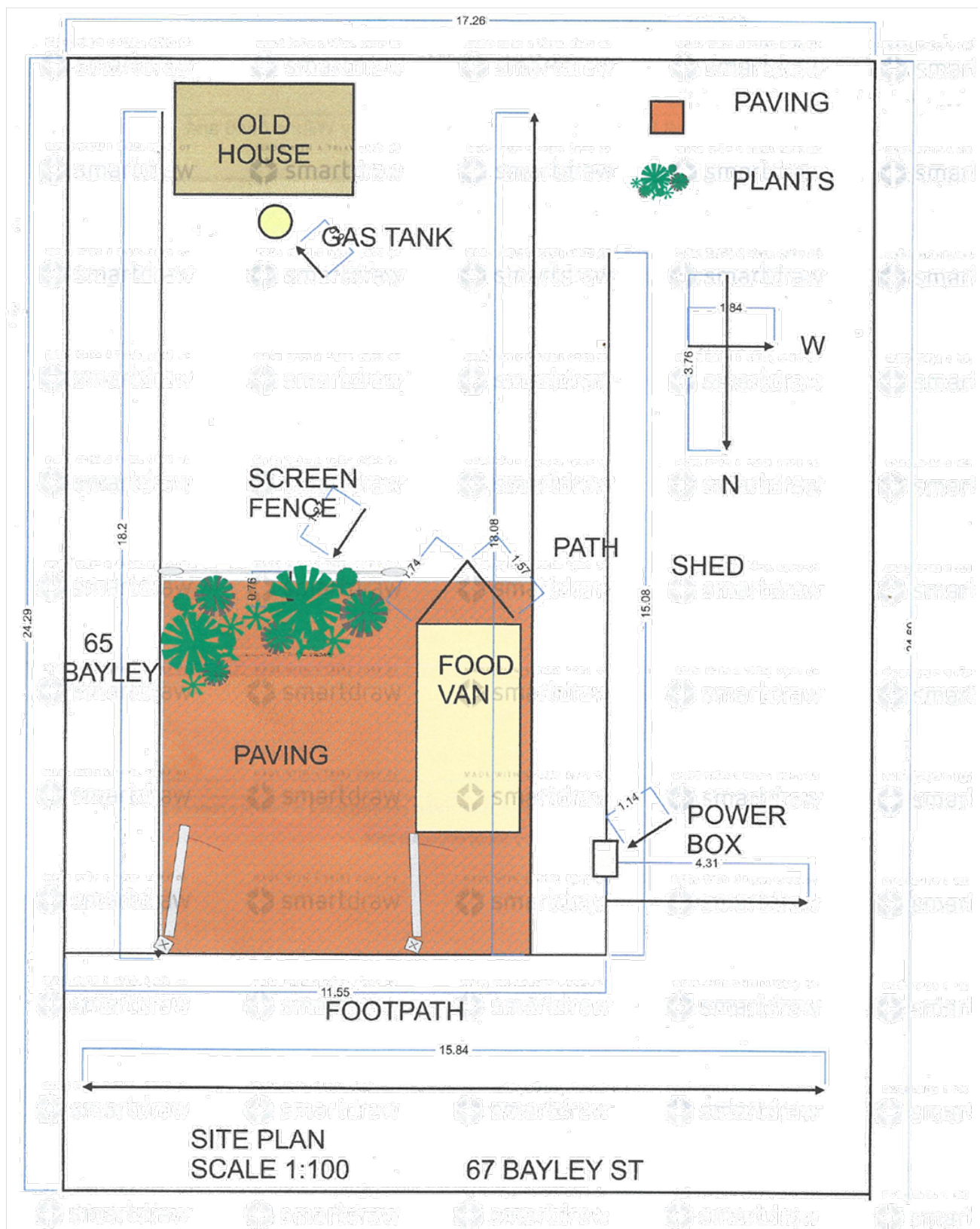
END OF VAN WILL BE PAVED AND LATER
EXTEND AREA WITH TIMBER DECKING IF
COUNCIL PERMITS.

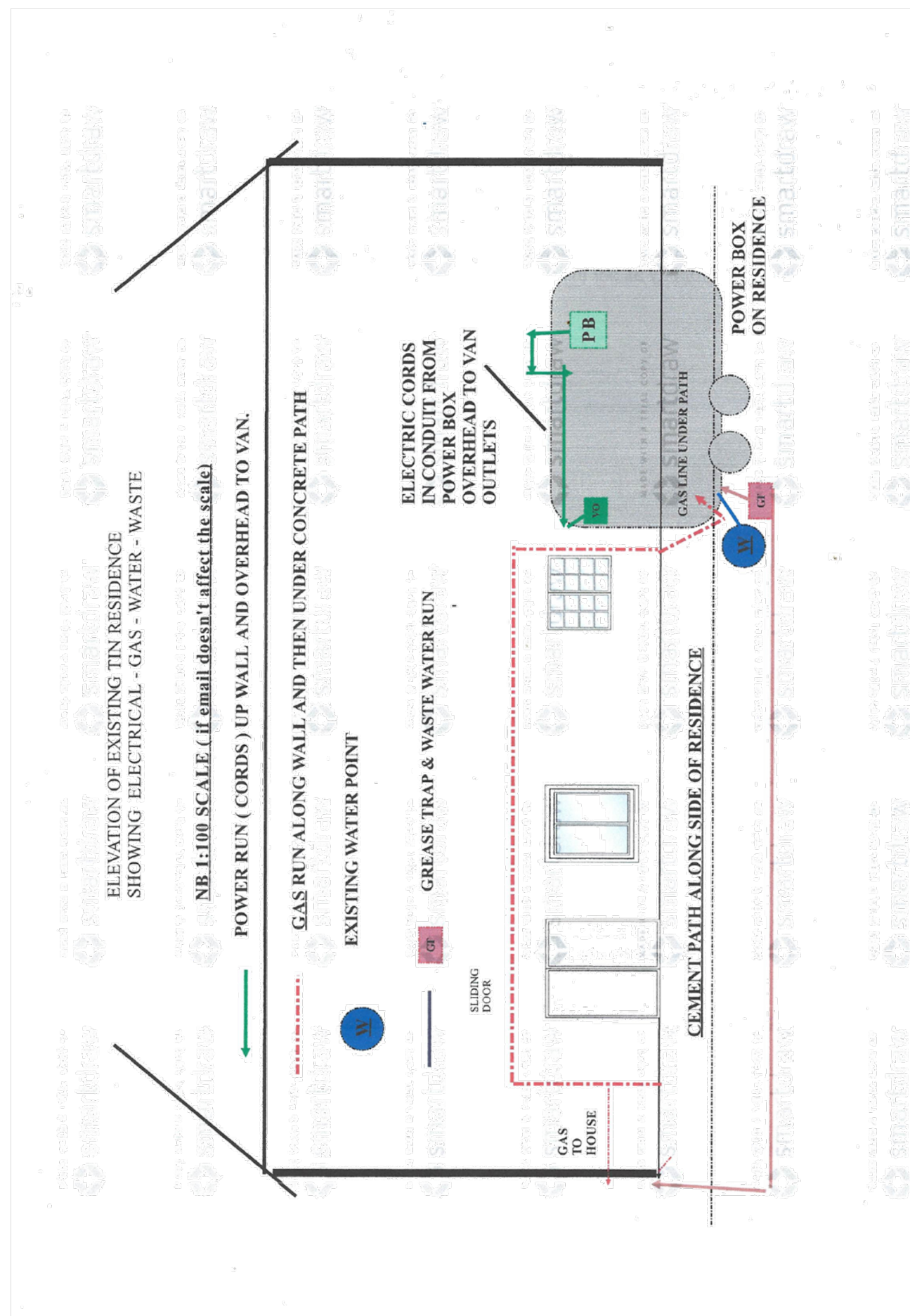


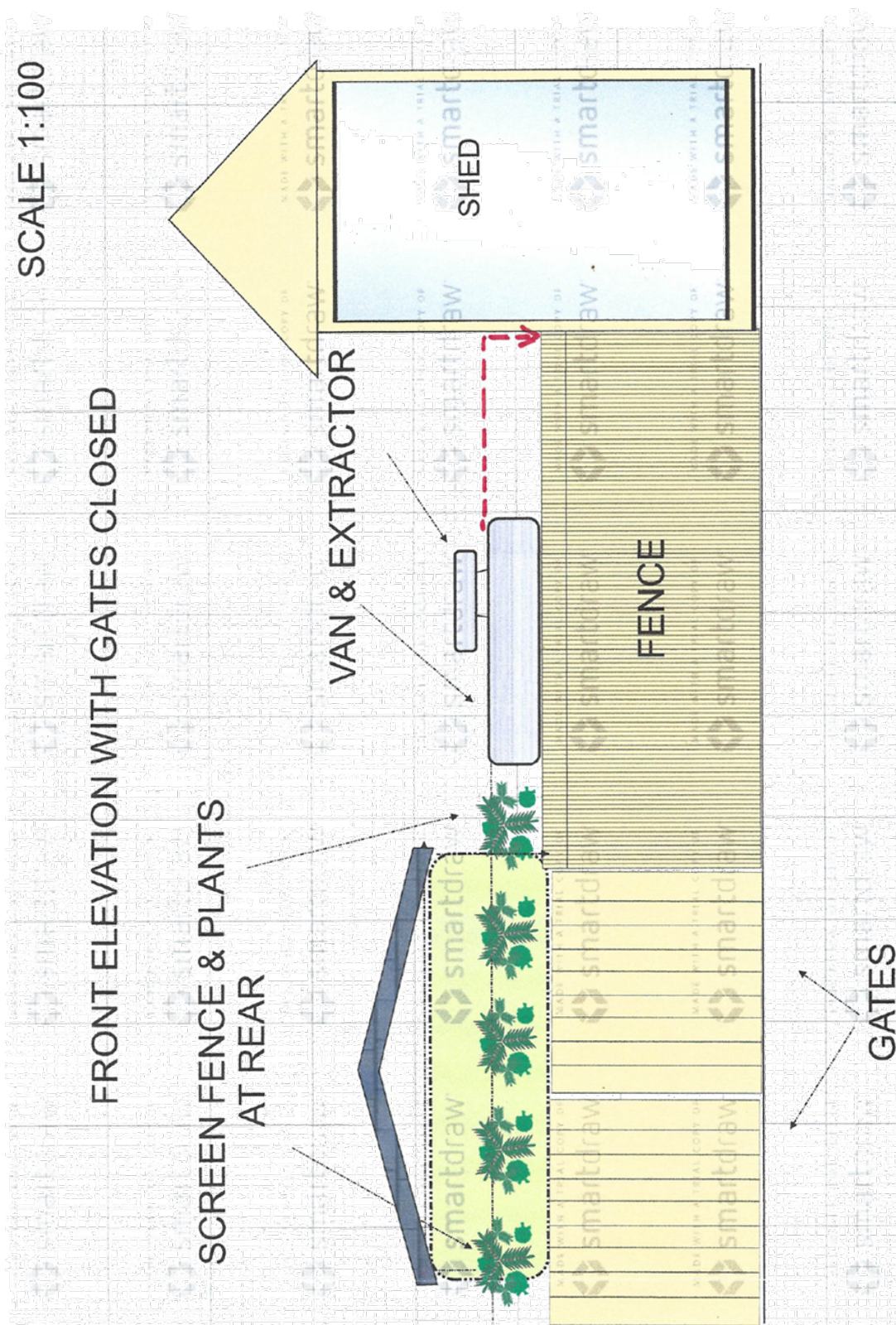
THIS IS WHAT THE SIDE AND FRONT FENCE WILL
LOOK LIKE.

2 X PANELS TURNED INTO GATES, BUT ARE CLOSED
AFTER TRADE.









SCALE 1:100

FRONT ELEVATION WITH GATES OPEN

SCREEN FENCE & PLANTS
AT REAR

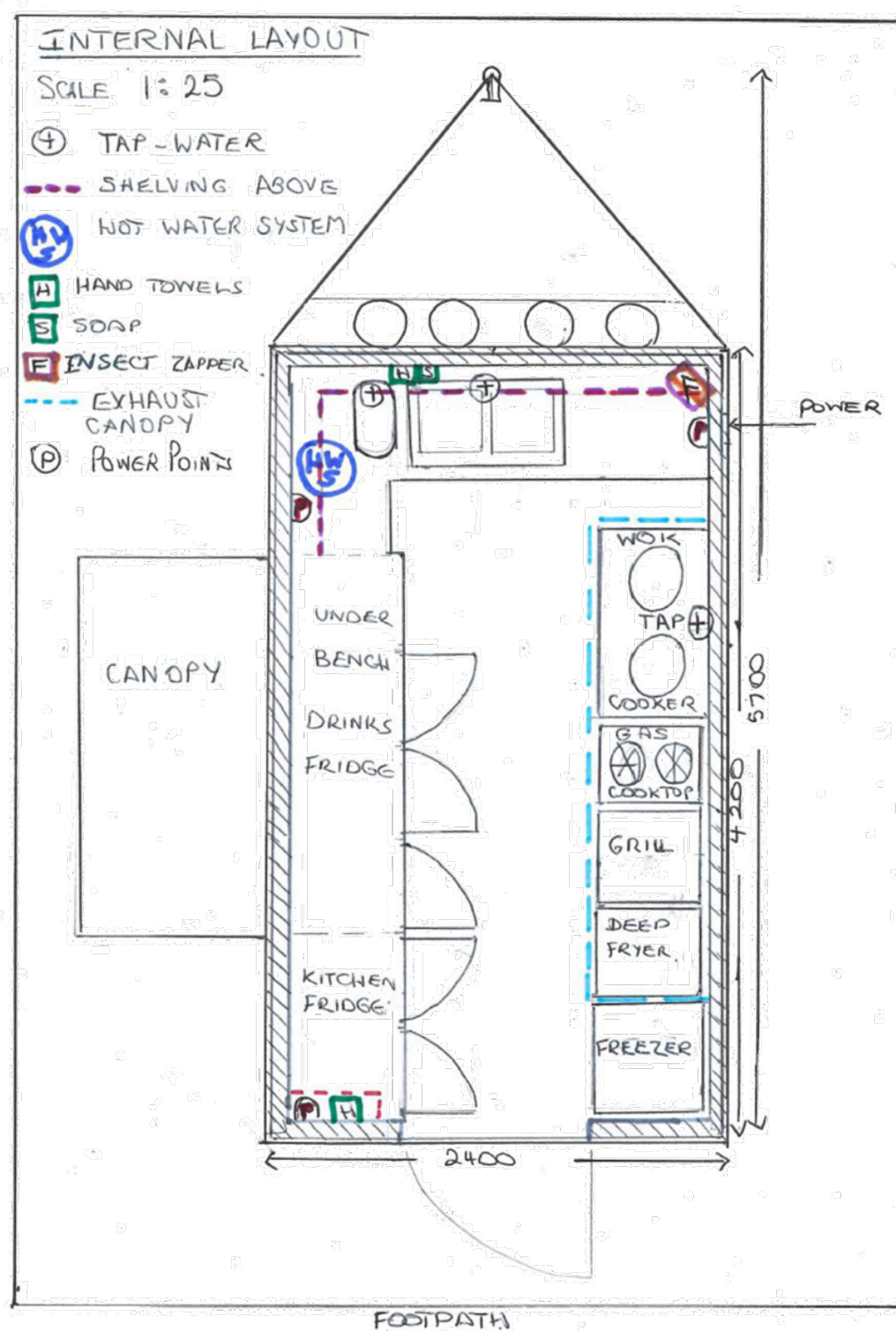
VAN & EXTRACTOR

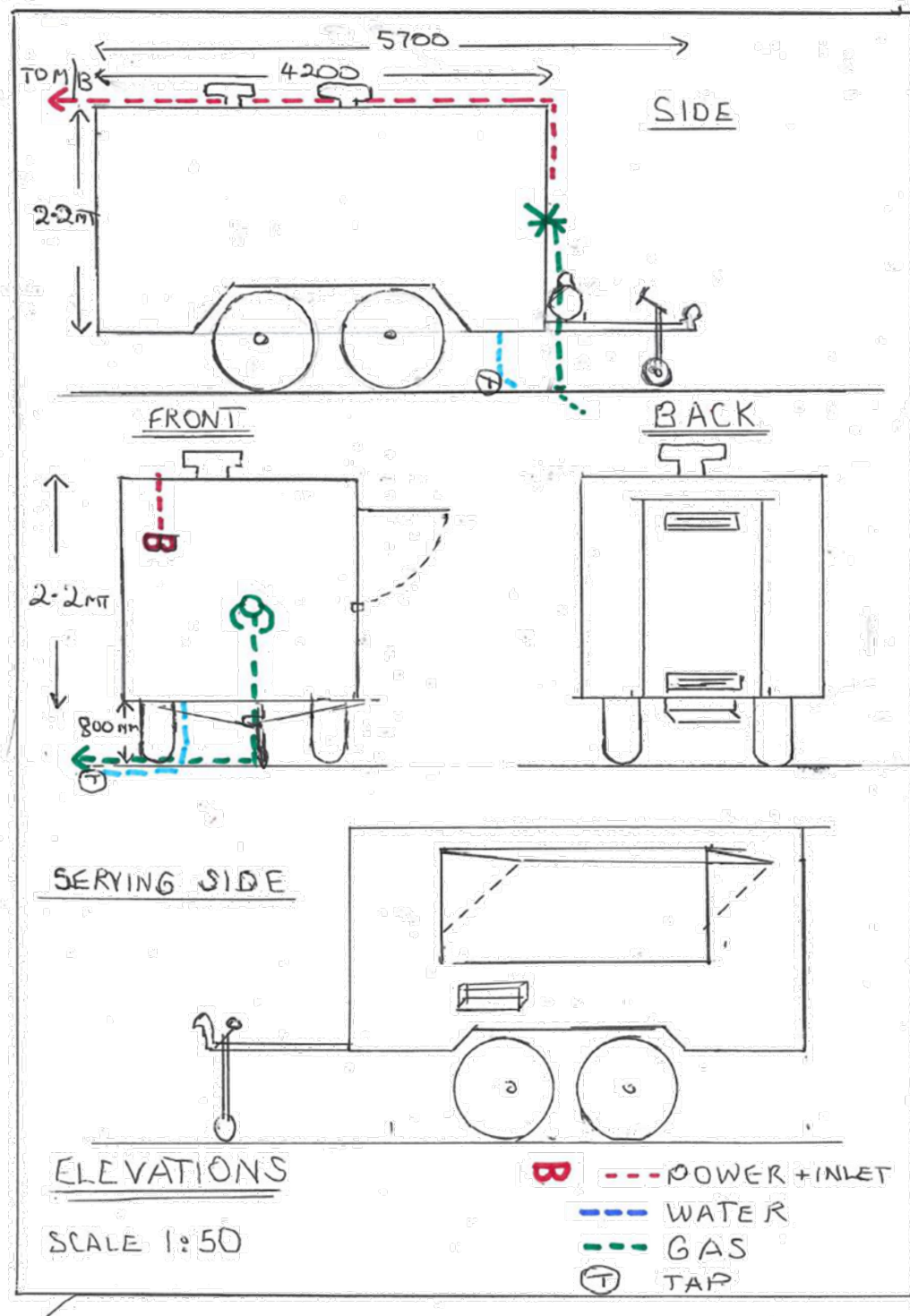
old house

SHED
NOT
TO
SCALEBRUNCH LUNCH & MUNCH
OPEN DAILY 10 AM - 2PM
HOT & COLD
FOOD & DRINKSBANNER ON GATE AND FENCE TAKEN
DOWN NIGHTLY SO GATE CAN CLOSE.

GATES

--- POWER





Malcolm Cullen
Shire President
Shire of Coolgardie
Irish Mulga Drive
Kambalda, WA, 6442



Via email – shire.president@coolgardie.wa.gov.au

Dear Malcolm,

RE: Outback Rodeo – 2023 Outback Rodeos INC Coolgardie Event

On the 20th of August 2022, the Outback Rodeo's Inc. held its inaugural Rodeo in Coolgardie which attracted over 3,000 people and \$180,000 in sponsorship funding and over \$150,000 of in-kind services.

As you are aware, Outback Rodeo's INC met with Shire of Coolgardie representatives in November 2022 to discuss the opportunity to hold the event again in Coolgardie. A Debrief was given regarding last years event and the success it was given the weather event, thankfully due to great planning and teamwork the event went ahead as planned, however this did affect our numbers. Outback Rodeo's INC greatly appreciate the support offered this year and previous years and wish to back it up with the Shire of Coolgardie this year.

Off the back of our success in 2022 we are planning to be larger and more entertaining than 2022 in our event this year. We are again looking to secure another big-ticket name singer/band or have several high-profile bands from all over to frontline our 3 days in Coolgardie show commencing on the 18th of August 2023.

We are all about making our event sustainable and ongoing, a lot of planning and foresight is required to see continuation. All these things we believe Outback Rodeo's Inc is capable of. But in order to start somewhere we need some support from the Shire of Coolgardie.

The Outback Rodeos requires Shire of Coolgardie support to host this event in August 2023 in Coolgardie and is therefore requesting the following:

Cash Component: \$100,000

In-kind component for creation of rodeo grounds and maintenance.

- | | |
|---|----------|
| 1. Shire Buses Hire (Event Weekend) | x 4 Days |
| 2. Access to Water for Water Cart | x 8 Days |
| 3. Waste Removal Truck | x 4 Days |
| 4. Tip access and Fees Waiver | x 4 Days |
| 5. Approval for land clearing | |
| 6. Welcome To Country Assistance | |
| 7. Access to Coolgardie Oval / Truck Stop | |
| 8. Support Letters for Emergency Services | |
| 9. Peppercorn lease of Land | |

We request that the Shire of Coolgardie consider offering us a peppercorn lease for 50/80 hectares of land in close proximity of Coolgardie in previous years we have utilised to full extent the Golf courses in both towns Menzies and Coolgardie with a break down of land being as such.

Menzies: 51 Hectares of Land

Coolgardie: 40 Hectares of Land

We want to take this event to the next level and that involves investment and commitment from both parties. We want to build a permanent facility that can be utilised all year round by multiple parties for various events with events in mind such as:

1. Campdraft training
2. Campdraft events
3. Dog Trails and Show Days
4. Western Australian Bush Poets Competition.
5. Goldfields Country Music Festival
6. Western Australian Camp Oven Championships
7. Goldfields Equestrian Club Events
8. Coolgardie Show Grounds
9. Vintage motor vehicle show & Mack Muster Location (truck show).
10. Overflow Caravan Park

Whilst I acknowledge this is all pipeline dreams, they all start somewhere and to utilise the pipeline analogy to its fullest, we wouldn't be anywhere without the pipeline that brings our precious water to the Goldfields – this all started as a dream that came to fruition, with a huge amount of scepticism, bullying and finally costing Charles Yelverton O'Connor his life before his dream could be realised. Let's not let it get to that point and dream big together. Let's help put Coolgardie on the Map as more than Mother of Goldfields. Let's cement it as an ideal tourism location for inter and intrastate travel for Western Australia's greatest Camping Weekend.

I encourage you to look at Mt Isa Rodeo ([Mount Isa Mines Rodeo - 11-14 August 2022](https://www.isarodeo.com.au) [isarodeo.com.au](https://www.isarodeo.com.au))

I encourage you to look at the Millmerran Australian Camp Oven Festival [Home - Australian Camp Oven Festival \(acof.com.au\)](https://www.acof.com.au)

I encourage you to look at [White Park – Scone NSW](https://www.whitepark.com.au). This is our dream for Coolgardie.

These are both held in similar regions and towns sizes to the Goldfields with similar industries and support networks. They attract people from all over Australia and we believe we can do it too.

I request that the Shire of Coolgardie considers supporting this event to its fullest as it will bring immediate benefits to the township including tourism, promotion, and significant economic and community development outcomes.

Please find attached for your reference the 2022 Event Program

Kind Regards,

Bodean Buckingham

Shire of Coolgardie
Payments by Delegated Authority
1st May to 31st May 2023
EFT's

EFT	Date	Name	Description	Amount
EFT25233	02/05/2023	Air Liquide	Cylinder Rental Fee 01/03-31/03/2023	\$ 73.13
EFT25234	02/05/2023	Australian Communications And Media Authority	Licence Renewal	\$ 225.00
EFT25235	02/05/2023	Australian Taxation Office	Payg For Period 1 Dec 2022 To 08 Feb 2023 (1 invoice)	\$ 205,287.56
EFT25236	02/05/2023	Australian Venture Consultants Pty Ltd	Strategic Oversight Of Coolgardie Waste Facility Licensing, Works And Renewal (3 invoices)	\$ 27,350.08
EFT25237	02/05/2023	Beyond The Boardroom - Pinnacle Team Events Pty Ltd	Team Building Session - Kambalda	\$ 4,750.00
EFT25238	02/05/2023	Bmc Plumbing & Gas	Krcf - Repairs To Kitchen Dishwasher, Replace Faulty Solenoid. Test And Commission.	\$ 544.60
EFT25239	02/05/2023	Boc Limited	Oxygen, Acetylene, Argoshield, And Medical Oxygen Bottles Supplied To The Shire Of Coolgardie 26/02/2023-28/03/2023	\$ 451.89
EFT25240	02/05/2023	Card Access Service Pty Ltd	Set-Up Fee'S For Merchant Eft Service For Coolgardie Standpipe	\$ 1,622.50
EFT25241	02/05/2023	Coopers Carpet Cleaning	Cleaning Of Krcf Carpets And Tiles	\$ 4,800.00
EFT25242	02/05/2023	Coxdon Pty Ltd	Coolgardie Post Office Tenancy 5 - Fire Remediation As Per Tender 06/2022 (3 invoices)	\$ 221,368.60
EFT25243	02/05/2023	Coyles Mower & Chainsaw Centre	Coyles - Supply 1 X Fs131 Stihl Whipper Snipper	\$ 949.00
EFT25244	02/05/2023	E Fire And Safety	Routine Maintenance - Fire Detection Systems At 2 Marianthus Road Kambalda	\$ 463.10
EFT25245	02/05/2023	Eastern Metropolitan Regional Council	Emrc Consultancy Fees For Kambalda Remediation Action Plan 27/02/2023-26/03/2023	\$ 6,517.83
EFT25246	02/05/2023	Fiesta Canvas - Bj Dowell And Si Flynn-Dowell Pty Ltd	Coolpool Shade Sail Repairs	\$ 822.80
EFT25247	02/05/2023	Goldfields Locksmiths - Tns Access & Security Solutions Pty Ltd	Mk-Ma Keys For Coolgardie Outdoor Staff	\$ 55.51
EFT25248	02/05/2023	Goldfields Mining Supplies - Trustee For Foale Family Trust	Valve & Fittings	\$ 60.52
EFT25249	02/05/2023	Goldfields Printing Co - Jemo Pty Ltd	X1000 A3 Letterhead Envelopes	\$ 1,512.50
EFT25250	02/05/2023	Goldfields Womens Health Care Association Inc	Hosting International Womens Day 07/03/2023	\$ 1,500.00
EFT25251	02/05/2023	Ground Masters-Wakefield Enterprises Pty Ltd	Digging Of Burial Plot Coolgardie Cemetery - Methodist - Section D - Plot #80	\$ 865.29
EFT25252	02/05/2023	Integrated Ict - Market Creations Technology Pty Ltd	Temporary Internet For Bluebush Village	\$ 165.00
EFT25253	02/05/2023	Jb Auto Electrics Pty Ltd	P342 (Holden Colorado) Supply & Installation Mini Light Bar Amber/Red Including Beacon Bracket Universal	\$ 3,235.94
EFT25254	02/05/2023	Jbs & G Australia Pty Ltd	Kambalda Landfill Fee For Time, Strategic Advice April 2023	\$ 9,625.00
EFT25255	02/05/2023	Judumul Advisory Aboriginal Corporation	One On One Support For Ariel Black - Cdc Client	\$ 1,188.00
EFT25256	02/05/2023	Kalgoorlie Boulder Basketball Association	Kambalda U14 Basketball Team Registration 2022-2023 Season	\$ 1,200.00
EFT25257	02/05/2023	Kmart Australia	International Womens Day Items	\$ 97.00
EFT25258	02/05/2023	Landgate	Mining Tenements 08/02/2023-09/03/2023	\$ 59.50

Shire of Coolgardie
Payments by Delegated Authority
1st May to 31st May 2023
EFT's

EFT	Date	Name	Description	Amount
EFT25259	02/05/2023	Lg Corporate Solutions Pty Ltd	Provision Of Ongoing Financials, Budgets, Reports As Per Rft 01/2022 And Council Resolution #43/2022 (10 invoices)	\$ 48,520.44
EFT25260	02/05/2023	Little Industries	Quote #3665 - Supply Of Semi Water Cart	\$ 893.75
EFT25261	02/05/2023	Logic Enterprises Pty Ltd T/A	Pre-Employment Medicals (10 invoices)	\$ 3,338.50
EFT25262	02/05/2023	M & A Tree Lopping	Trim 2 Trees, Remove 3 Trees And Stump Grind Outside Caps Coolgardie	\$ 14,520.00
EFT25263	02/05/2023	Marketforce	Advertising Kalgoorlie Miner - Notice Of Special Meeting	\$ 416.83
EFT25264	02/05/2023	Mister Signs	No Illegal Dumping Sign	\$ 694.10
EFT25265	02/05/2023	Mitre 10 Kalgoorlie - Cardajam Pty Ltd	Mitre 10 - Solinoid Coils 24Vac With Connectors X 6	\$ 467.61
EFT25266	02/05/2023	Modular Wa	2 X Gascoyne Modules (8 Executive Style Rooms) For Bluebush Village And Quote Js669 Plus Upgrades Including Grey Glazing In Lieu Of Clear On Sliding Doors, Removal Of Gutters, Upgrade Of Ensuit Windows And Entry Sliding Door Frames To A Colourbond Colour (2 invoices)	\$ 29,000.00
EFT25267	02/05/2023	Milbridge Services - The Trustee For The Mx Mav Trust	Strategic, Projects & Land Jan 2023	\$ 7,276.50
EFT25268	02/05/2023	Oclc	Amliib Maintenance Library Subscription 23/08/2022 - 22/08/2023	\$ 1,842.69
EFT25269	02/05/2023	Office National Kalgoorlie	Cleaning Supplies For Shire Admin Building	\$ 4,377.68
EFT25270	02/05/2023	Plumbing Gas And Electrical Services	Sewer Extension To The Coolgardie Village Site (3 invoices)	\$ 150,925.15
EFT25271	02/05/2023	Precise Projects Wa Pty Ltd	Stage 2 Expansion - Fencing For Bluebush Accommodation Village (Front And Side Fence) (4 invoices)	\$ 93,572.76
EFT25272	02/05/2023	Public Transport Authority Of Western Australia	Transwa Tickets 02/03/2023-03/04/2023	\$ 270.20
EFT25273	02/05/2023	Ravim Rbc	Provision Of Organisation Development, Performance Management, Policy Development And Process Improvement, Service Level Reviews (1 invoice)	\$ 29,139.33
EFT25274	02/05/2023	Receptive Security	Repairs To Visitors Centre Alarm System Fault	\$ 319.00
EFT25275	02/05/2023	Red Dot	Pingo Prizes For April - Coolgardie Recreation Centre	\$ 320.45
EFT25276	02/05/2023	Resources Trading Hub	Risk Management Materials For Chemicals And Oils In Bluebush Village Kitchen	\$ 8,332.12
EFT25277	02/05/2023	Rhino Commercial Domestic Cleaning Services - The	Cleaning Visitors Centre, Coolgardie Rec Centre, Truck Stop And Public Spaces Relief Cleaning 1, 2 & 3 April 2023	\$ 2,871.00
EFT25278	02/05/2023	Riklan Emergency Management Services	Licence To Operate A Forklift - 16/17 March 2023 For Job Support Hub Client	\$ 1,884.50
EFT25279	02/05/2023	Rocweld Australia Pipeline Specialist Pty Ltd	Repair Gate Satellite Television & Radio - Toorak Hill	\$ 1,496.00
EFT25280	02/05/2023	Ryan Kippin Mechanical Pty Ltd	Repair Hydraulic Leaks & Supply O-Rings Only (P228 - Rego	\$ 1,138.50
EFT25281	02/05/2023	Signs Plus - Av Electronics Pty Ltd	Staff Name Badge For New Finance Officer	\$ 23.00
EFT25282	02/05/2023	Spectrum Surveys Pty Ltd	Surveying Of Blue Bush Village Site	\$ 4,235.00

Shire of Coolgardie
Payments by Delegated Authority
1st May to 31st May 2023
EFT's

EFT	Date	Name	Description	Amount
EFT25283	02/05/2023	State Library Of Western Australia	Delivery Costs Of Inter-Library Loan Charges For The Second Half Of The 2022-2023 Financial Year Your 6-Month Invoice Amount For 1 January To 30 June 2023	\$ 177.38
EFT25284	02/05/2023	Sunny Sign Company Pty Ltd	No Through Road No Turn Around For Heavy Vehicles	\$ 267.85
EFT25285	02/05/2023	Sykes Transport Wa - Matchbury Enterprises Pty Ltd	Delivery Charge & Fuel Levy From Delnorth Depot To The Shire	\$ 493.98
EFT25286	02/05/2023	Team Global Express Pty Ltd- Toll Transport	Freight Charge 23/03/2023 Carine Wa	\$ 38.80
EFT25287	02/05/2023	Telstra Limited	Group Mobile Charges 12/03/2023 - 11/4/2023 Equipment Billing 12/04/2023 - 11/05/2023	\$ 1,265.43
EFT25288	02/05/2023	The Animal Hospital	Euthanasia, Sedation And Burial Of A 10-25Kg Dog	\$ 186.95
EFT25289	02/05/2023	Tj Depiazzi & Sons - The Trustee For The Silverspring Trust	Supply & Deliver 400M3 Of Red Kimberly Mulch For Kambalda Village Accommodation	\$ 9,737.20
EFT25290	02/05/2023	Tyrepower Kalgoorlie - D&T S	Please Wheel Align Vehicle	\$ 140.00
EFT25291	02/05/2023	Uniqco International Pty Ltd	Ad Hoc Contract Management Support Services, Fleet Management Services, Procurement And Contract Management Support As Per The Rft 11-12/2022	\$ 1,870.00
EFT25292	02/05/2023	Wa Naturally Publications	Landscape 2023 Calendar	\$ 89.70
EFT25293	02/05/2023	Western Diagnostics - Healius	Random Alcohol And Drug Testing 31/11/2022	\$ 1,473.34
EFT25294	02/05/2023	Westrac Pty Ltd	Plant #277 - Caterpillar Grader Rego 1Drw 996 Repair Windshield Wiper & Repair Articulation Fault	\$ 7,939.94
EFT25295	02/05/2023	Winc Australia Pty Ltd	Stationary Order For CDC Coordinator	\$ 1,602.52
EFT25296	02/05/2023	Woolworths Ltd	Coolpool Kiosk Supplies	\$ 1,468.37
EFT25297	02/05/2023	Wormald Fire Systems	Kcrf - Fire Alarm Monitoring 1 January 2023 - 1 February 2023	\$ 781.28
EFT25298	05/05/2023	Ray White Kambalda	Rent 13/8 Myoporom St, Kambalda West	\$ 1,402.86
EFT25299	08/05/2023	Shire Of Coolgardie	Permit Number Ba23 10 Lot 562 Bluebush Road, Kambalda A 16539	\$ 13,407.00
EFT25300	08/05/2023	Synergy	Grouped Electricity Charges 7 Dec 2022 To 21 Feb 2023	\$ 22,222.51
EFT25301	11/05/2023	123 Drive With Me	Automatic Driving Lessons 18 April 2023 - 19 April 2023	\$ 1,320.00
EFT25302	11/05/2023	Air Liquide	Cylinder Rental Fee	\$ 66.05
EFT25303	11/05/2023	Ampol (Formally Caltex Australia)	Fleet Fuel Charges 1/4 To 30/4 2023	\$ 12,008.85
EFT25304	11/05/2023	Aquatic Services Wa	Aquatic Facility Quarterley Service X3	\$ 2,722.50
EFT25305	11/05/2023	Australian Post	Postage Charges March 2023	\$ 127.74
EFT25306	11/05/2023	Auto Care Detaling - Ryan Lee	Detaling Of Vehicle P367 And Wheel Compound	\$ 300.00
EFT25307	11/05/2023	Awd Pty Ltd	Quote #56 - Supply And Fit Kevrek System Onsite With Technician To P373	\$ 4,400.00
EFT25308	11/05/2023	Blackwoods - J. Blackwood & Son Limited	4 Cartons Sqwincher Frozen Squeeze Pops (Part # 0842 3932)	\$ 390.06
EFT25309	11/05/2023	Blaze Minerals Limited	Rates Refund For Assessment A17944 Lot E15/01751 Exploration Lease/Licence Coolgardie Wa 6429	\$ 5,000.59
EFT25310	11/05/2023	Boyes Equipment Service -	Repair Compactor Aircon P383	\$ 1,861.75

Shire of Coolgardie
Payments by Delegated Authority
1st May to 31st May 2023
EFT's

EFT	Date	Name	Description	Amount
EFT25311	11/05/2023	Bp Australia Limited	Fleet Fuel 1/4 To 30/04 2023	\$ 6,496.10
EFT25312	11/05/2023	Building And Construction Industry Training Fund Construction Training Fund	Project No Ba2310 Lot 562 Bluebush Road Kambalda West	\$ 8,200.00
EFT25313	11/05/2023	Bunnings Buildings Supplies	Bunnings - Gripper Tube, Garden Shovels Etc	\$ 2,647.65
EFT25314	11/05/2023	Cannon Hygiene Australia Pty Ltd - Division Of Rentokil Initial	Aquatic Facilities Sanitary Bins Kampool X1	\$ 99.00
EFT25315	11/05/2023	Central Regional Tafe	Enrolment Estimate For Job Support Hub Client - Tafe Course	\$ 138.02
EFT25316	11/05/2023	Cloud Payment Group	February 2023 Debt Recovery	\$ 5,058.30
EFT25317	11/05/2023	Container Refrigeration Pty Ltd	20' Refrigerated Container 3 Phase Unit With Full Shelving (Dry Store) Hire For 142 Days Until End Of June 2023	\$ 11,808.50
EFT25318	11/05/2023	Coolgardie Gold Rush Motels - Too Perfect Two Gift Pty Ltd	Catering For Briefing Session 11 April 2023	\$ 200.00
EFT25319	11/05/2023	Coxdon Pty Ltd	Work Carried Out In G18 Judicial Building At Coolgardie Post Office	\$ 11,781.00
EFT25320	11/05/2023	Coyles Mower & Chainsaw Centre	1137 140 1002 , Air Filter Cover With Twist Lock	\$ 405.60
EFT25321	11/05/2023	Creating Communities Australia Pty Ltd	Grant Writing To Assist With Application -Creative And Cultural Planning	\$ 1,650.00
EFT25322	11/05/2023	Chris Hicks Pty Ltd	Supply/Lay Underlay Foam Shock Pads (Softfall) & Artificial Grass At Lions Park, Kambalda (1 invoice)	\$ 46,200.00
EFT25323	11/05/2023	Cleanaway Pty Ltd	Kurrawang Annual Waste Collection March 2023	\$ 29,490.21
EFT25324	11/05/2023	Davric Australia	Coolgardie Embroidered Patched	\$ 407.99
EFT25325	11/05/2023	Delnorth Pty Ltd	Steel Flex Guideposts X 150 And (Item Code Pr-Jt) Post Remover Jaw Type Road Maintenance	\$ 6,314.55
EFT25326	11/05/2023	Elite Compliance Pty Ltd	Final Inspection On Stage 1 Of Bluebush Village Project	\$ 13,252.80
EFT25327	11/05/2023	Ess Kambalda Village	Meals On Wheels -April 2023 Estimated Meals	\$ 1,307.46
EFT25328	11/05/2023	Eurofins Arl Pty Ltd	Analysis Of Waste Water Samples - Coolgardie February 2023	\$ 657.25
EFT25329	11/05/2023	Evolution Mining (Mungari) Pty Ltd	Rates Refund For Assessment A16125 Lot P16/02607 Prospecting Lease/Licence Coolgardie 6429	\$ 996.17
EFT25330	11/05/2023	Fiesta Canvas - Bj Dowell And Si Flynn-Dowell Pty Ltd	Coolgardie Pool Shade Sail Repair	\$ 450.00
EFT25331	11/05/2023	Future Security Solutions Pty Ltd	Korf Installation Of Cctv Cameras X 5	\$ 5,219.50
EFT25332	11/05/2023	Gencon Civil Pty Ltd	Maintenance At The Kambalda Airport For December 2022 And January 2023 (8 invoices)	\$ 117,981.84
EFT25333	11/05/2023	Geoffrey Harcombe	Environmental Health Consultancy Services. Offsite hours 23rd March to 1st May 2023. Site visit 2nd-3rd May 2023	\$ 6,226.66
EFT25334	11/05/2023	Golden City Motors	Ranger Dual Pu Xls 2L Bi Turbo 4X4 Includes Upgrade To Cell Phone Booster And Adding A Tow Pack	\$ 62,404.52
EFT25335	11/05/2023	Goldfields Linemarking - Goldline Wa Pty Ltd	Linemarking Of Ganriline Road	\$ 4,378.00

Shire of Coolgardie
Payments by Delegated Authority
1st May to 31st May 2023
EFT's

EFT	Date	Name	Description	Amount
EFT25336	11/05/2023	Goldfields Records Storage	Storage Of Archive Boxes For The Shire Of Coolgardie For January 2023	\$ 419.88
EFT25337	11/05/2023	Goldfields Truck Power - Major Motors Unit Trust	Af25539 , Air Filter	\$ 186.15
EFT25338	11/05/2023	Goldfields Womens Health Care Association Inc	Womens Counselling Service, Kambalda 11 Jan, 25 Jan & 08 Feb 2023	\$ 1,122.00
EFT25339	11/05/2023	Goldrush Tours - Ore Investments Pty Ltd	F/Rhs Door Replacement/Repairs To P340 - Holden Colorado Rego #Cg5967	\$ 3,263.70
EFT25340	11/05/2023	Goodnews Newsagency	Newspapers For Kambalda Office April 2023	\$ 143.00
EFT25341	11/05/2023	Goldfields Pest Control	Repairs To Roof Of Railway Station To Stop Pigeon Access And Removal Of Pigeons.	\$ 1,760.00
EFT25342	11/05/2023	Heatley Industrial,Safety&Packaging - Heatley Sales Pty Ltd	Ppe Shirts With Soc Logo And No Names	\$ 2,092.53
EFT25343	11/05/2023	Herseys Safety Ptd Ltd	Cgl41Nm , Riggers Gloves Medium	\$ 1,533.29
EFT25344	11/05/2023	Holiday Inn West Perth - Australian Development Capital Pty Ltd - The Trustee For 1309 Hay Street Unit Trust	Accommodation And Meals For Senior Finance Officer 26Th Feb to 2Nd March 2023	\$ 1,812.00
EFT25345	11/05/2023	Hse Collective	Whs April - May Services 2023	\$ 5,280.00
EFT25346	11/05/2023	Kalaire Pty Ltd	Old Post Office Building - pump down and disconnect 8 units. (2 invoices)	\$ 8,866.00
EFT25347	11/05/2023	Aluglass Kalgoorlie	Repair To Broken Glass Window In Rec Centre	\$ 440.00
EFT25348	11/05/2023	Kalgoorlie Paint Centre	Paint, Rollers & Trays	\$ 416.34
EFT25349	11/05/2023	Kalgoorlie Refrigeration And Airconditioning - The Trustee For Beil And Dowdle Family Trust	Maintenance To Kfc Coolroom	\$ 1,160.50
EFT25350	11/05/2023	Kalgoorlie-Boulder Cemetery Board	9/9 2022 - Assistance With Preparation Of Gravesite & Burial Of The Late Mr Denis Sambo - Methodist/Section G/Plot #49	\$ 1,122.00
EFT25351	11/05/2023	Kmart Australia	Korf Pingo Prizes For The Easter Pingo 29 March 2023	\$ 165.50
EFT25352	11/05/2023	Leanne Shilton	Reimbursement For Pingo & Raffle	\$ 52.99
EFT25353	11/05/2023	M & A Tree Lopping	Quote To Remove Large Tree At 120 Sylvester Street, Coolgardie	\$ 6,900.00
EFT25354	11/05/2023	Malcolm Raymond Cullen	Reim Milage Claim 21/10/2022, 02/11/2022 & 25/11/2022	\$ 3,224.90
EFT25355	11/05/2023	Mammoth-Threat Protect	Alarm Monitoring - Coolgardie Offices Quarterly In Advance	\$ 480.32
EFT25356	11/05/2023	Marketforce	Advertising Tender Rft 01/2023 West Australian	\$ 1,986.64
EFT25357	11/05/2023	Mastec Australia Pty Ltd-The Trustee For Wrs Trust	50 Green Bins With Green Lid For Commercial Customers	\$ 6,750.70
EFT25358	11/05/2023	Mcleods Barristers And Solicitors	Disruptive Behaviour	\$ 8,393.20
EFT25359	11/05/2023	Mitre 10 Kalgoorlie - Cardajam Pty Ltd	Solnoid coils with 24VAC with connectors x6	\$ 5,090.33
EFT25360	11/05/2023	Mobile Pressure Cleaning Services - Nathan Earl	Pressure Water Cleaning The Main Southern Wall And Concrete Areas Along The Width Of The Basketball Courts Due To Graffiti And Spillage	\$ 794.75

Shire of Coolgardie
Payments by Delegated Authority
1st May to 31st May 2023
EFT's

EFT	Date	Name	Description	Amount
EFT25361	11/05/2023	Moco Investments Pty Ltd Ta Connectiv	Palo Alto Pa-440, License And Equipment For Kambalda Bluebush Village	\$ 12,456.53
EFT25362	11/05/2023	Office National Kalgoorlie	Retractable Bollards For Coolgardie And Kambalda Community Recreation Centre And Coolgardie Council Chambers	\$ 1,254.77
EFT25363	11/05/2023	Parker Black & Forrest	Supply, Install And Commissioning Of Salto And Mechanical Hardware, Software	\$ 11,198.00
EFT25364	11/05/2023	Parker'S Turf And Garden Care - Nicholas Tyler Parker	Repairs To Existing Reticulation At 4 Eucalypt Court And Additional 9 Sprinklers	\$ 4,060.98
EFT25365	11/05/2023	Plumbing Gas And Electrical Services	Rft 01/2023 - Bluebush Village Expansion - Plumbing And Electrical Installation (2 invoices)	\$ 226,103.90
EFT25366	11/05/2023	Polyweld Tech Academy	Combined Butt And Electrofusion Course For Job Support Hub Client Russel Tonks - 27 April 2023	\$ 1,790.00
EFT25367	11/05/2023	Poolshop Online Pty Ltd	Kampool Chemical Supplies	\$ 5,243.70
EFT25368	11/05/2023	Pryce Mining Services Pty Ltd	Hire Of 500Kva Genset At Bluebush Village - March To June 2023 @ \$390.50 Per Day For 122 Days	\$ 29,829.25
EFT25369	11/05/2023	Ray White Kambalda	42 Silver Gimlet Rent To 04/06/2023 (Monthly)	\$ 1,234.29
EFT25370	11/05/2023	Seak Fitness	Group Finess Classes	\$ 455.00
EFT25371	11/05/2023	Shire Of Coolgardie	Seniors Staying Connected Program - Warden Finnerty'S Visit And Tour	\$ 203.68
EFT25372	11/05/2023	Spectrum Surveys Pty Ltd	Survey Of New Camps Sewer/Ps And Standpipe Area	\$ 10,835.00
EFT25373	11/05/2023	Sports Power Kalgoorlie	Gift Vouchers	\$ 110.00
EFT25374	11/05/2023	Steve Packer	Short & Curly'S Gig Warden Finnerty'S Residence 18/3 2023	\$ 700.00
EFT25375	11/05/2023	Sykes Transport Wa - Matchbury Enterprises Pty Ltd	Delivery Charge & Fuel Levy From Poolshop Online To Kambalda Pool	\$ 273.04
EFT25376	11/05/2023	Synergy	9 Bayley Street, Coolgardie 10/2 To 13/4 2023	\$ 4,500.53
EFT25377	11/05/2023	Tania Phelps	Reimbursement - Wwcc 11/04/2023	\$ 87.00
EFT25378	11/05/2023	The Animal Hospital	Euthanasia, Sedation And Burial For 1 Feral Cat - Coolgardie	\$ 141.75
EFT25379	11/05/2023	Tourism Council Wa	Registrations for staff To Attend The Wa Tourism Conference May 2023	\$ 2,430.00
EFT25380	11/05/2023	Tradelink Pty Limited	Kaf Replace Shower Heads Anti Vandal Style Galvins X6	\$ 2,132.70
EFT25381	11/05/2023	Talis Consultants	Provision Of Consultancy Service For Jan 2023	\$ 22,476.30
EFT25382	11/05/2023	Tyrepower Kalgoorlie - D&T S Pty Ltd	4 X Item 200533 & Light Truck Tyre Disposal Hino Tip Truck Rego #1Gsw022	\$ 3,764.00
EFT25383	11/05/2023	Uniqco International Pty Ltd	Uniqco - March 2023 Managed Fleet Services (5 invoices)	\$ 33,815.85
EFT25384	11/05/2023	Wa Local Government Association - Walga	Terri Angel - Introduction To Local Government Course	\$ 242.00
EFT25385	11/05/2023	William John Campbell	Rates Refund For Assessment A182844 Lot Pensioner - Refunds Only	\$ 418.00
EFT25386	11/05/2023	Wml Consultants	Minor Works And Services For Bonnievale And Coolgardie North Road	\$ 7,312.25
EFT25387	11/05/2023	Northern Rise Village Services Pty Ltd	Management Of Bluebush Village Accommodation For March 2023 (1 invoice)	\$ 355,643.50
EFT25388	12/05/2023	Atf Services Pty Ltd	Fencing For Kambalda Blue Bush Village	\$ 13,362.11
EFT25389	12/05/2023	Dyynamic Sublimation Wa Pty Ltd	Shire Of Coolgardie Polo Shirts	\$ 2,541.00

Shire of Coolgardie
Payments by Delegated Authority
1st May to 31st May 2023
EFT's

EFT	Date	Name	Description	Amount
EFT25390	12/05/2023	Synergy	Grouped Electricity 13 to 16 March 2023	\$ 15,841.15
EFT25391	12/05/2023	Technology One Limited	Ams Program March 2023	\$ 5,720.00
EFT25392	15/05/2023	Mora Main	Refund Of Charges To Erect A Memorial At Coolgardie Cemetery - Lancel Victor De Hamel	\$ 103.10
EFT25393	18/05/2023	Department Of Planning, Lands And Heritage	Lease Of Reserve 47229 - Lot 501 Workers Accommodation	\$ 25,694.60
EFT25394	22/05/2023	Rangecon Pty Ltd	Bluebush Village - Rent For The Period 23Rd May To 22Nd June 2023 (1 invoice)	\$ 275,000.00
EFT25395	25/05/2023	3E Advantage Pty Ltd	Printer Services For Shire Of Coolgardie - March 2023	\$ 5,869.80
EFT25396	25/05/2023	Aapl Kalgoorlie	Aapl Quote #231199 - Repair Of 1 X Reticulation Pump For Coolgardie Oval/Skate Park	\$ 1,705.00
EFT25397	25/05/2023	Australian Venture Consultants Pty Ltd	General Consultancy On Critical Minerals, Waste, Esg, Circular Economy And Renewables	\$ 51,425.00
EFT25398	25/05/2023	Built By Geoff Fencing	Quote #Qu0680 - 120 Sylvester St, Coolgardie - Repair Of Section Of Fence	\$ 1,540.00
EFT25399	25/05/2023	Bunnings Buildings Supplies	Pingo Prizes For April - Coolgardie Recreation Centre	\$ 459.64
EFT25400	25/05/2023	Burnz Fitness & Pt Burnz Fitness & Pt	Fitness Classes And Junior Gym Clases In The Month Of March And April	\$ 286.00
EFT25401	25/05/2023	Buswest	Kcrf - Seniors Staying Connected Bus Trip To Coolgardie For Warden Finnerly And Museum Visit Thursday 23 March 2023	\$ 1,298.00
EFT25402	25/05/2023	Caps Australia Pty Ltd	Repair Mosa Ge33Vsx Genset P371 As Per Quote Ref763942	\$ 6,566.14
EFT25403	25/05/2023	Coolgardie Gold Rush Motels - Too Perfect Two Gift Pty Ltd	Catering For International Women'S Day Event	\$ 250.00
EFT25404	25/05/2023	Coolgardie Primary School P&C Association	Tea And Coffee Station - Australia Day 2023	\$ 200.00
EFT25405	25/05/2023	E Fire And Safety	Coolgaide Visitors Centre Fire Extinguishers And Signage Updated For Compliance	\$ 1,219.90
EFT25406	25/05/2023	Eagle Petroleum (Wa) Pty Ltd	Diesel 5000 Litres	\$ 23,862.51
EFT25407	25/05/2023	Ess Kambalda Village	Meals On Wheels -April 2023 Estimated Meals	\$ 2,808.30
EFT25408	25/05/2023	Fairies And Other Mischief- Angela Jayne Sutherland	Toddler Time Angie The Fairy	\$ 250.00
EFT25409	25/05/2023	Foxtel Management Ptt Ltd	Foxtel Charges April 2023	\$ 210.00
EFT25410	25/05/2023	Future Security Solutions Pty Ltd	Kaf Security Camera Repairs	\$ 748.00
EFT25411	25/05/2023	Goldfields Toyota	Toyota Rav 4 Service 100,00Kms Cg6159	\$ 1,057.05
EFT25412	25/05/2023	Goldrush Tours - Ore Investments Pty Ltd	Service For Quote #0633 - (P338) Holden Colorado Ute, Rego #Cg5971	\$ 2,866.73
EFT25413	25/05/2023	Grb Resources Pty Ltd T/As Emyjor Services	Kcrf Commercial Kitchen Annual Service March 2023	\$ 4,202.00
EFT25414	25/05/2023	Guardian First Aid And Fire - Harris Family Trust	Kam Admin, Kam Rec Centre, Kam Pool	\$ 2,579.46
EFT25415	25/05/2023	Gwa Automotive	150,000 Service For Rego Cg6190 P#367 Vw Amarok Ute	\$ 587.55
EFT25416	25/05/2023	Goldfields Pest Control	Visual Timber Pest Inspection And Report - Coolgardie Bowling Club - 75 Sylvester Street	\$ 330.00

Shire of Coolgardie
Payments by Delegated Authority
1st May to 31st May 2023
EFT's

EFT	Date	Name	Description	Amount
EFT25417	25/05/2023	Hawker Britton Group Pty Ltd	Government Relations Support	\$ 13,200.00
EFT25418	25/05/2023	Heatley Industrial, Safety & Packaging - Heatley Sales Pty Ltd	Ppe Shirts With Soc Logo And No Names As Per Quote Qg40605	\$ 287.03
EFT25419	25/05/2023	Kambalda Household Maintenance - Bibby Willow Trust	Repair (Small Hole) In Back Fence At 18 Everlasting Crescent, Kambalda	\$ 275.00
EFT25420	25/05/2023	Kambalda Primary School Parents & Citizens Association Inc	Successful Community Assistance Fund Basketball Hoops And Netball Ring	\$ 1,547.00
EFT25421	25/05/2023	Kambalda West District High School	Reimbursement Kambalda Waste Facility Use Oncharged From Building Contractor. Council Resolution # 38/2023	\$ 1,145.00
EFT25422	25/05/2023	Kambalda West Playgroup Inc	Popcorn Bags For Movie Night Australia Day 2023	\$ 240.00
EFT25423	25/05/2023	Katherine Fox	Reimbursement Purchase Of Bags For Tourism Conference Tour	\$ 70.00
EFT25424	25/05/2023	Landgate	Online Shop	\$ 84.60
EFT25425	25/05/2023	Leanne Shilton	Reimbursement Bunnings Purchases Coolgardie Rec Centre	\$ 95.00
EFT25426	25/05/2023	Northern Rise Village Services Pty Ltd	Management Of Bluebush Village Accommodation For April 2023 (1 invoice)	\$ 336,307.32
EFT25427	25/05/2023	Office National Kalgoorlie	Office Furniture For Blue Bush Village	\$ 2,003.32
EFT25428	25/05/2023	Paydirt Media Pty Ltd	Australian Nickel Conference 2023 - Afternoon Sponsorship And Speaking Slot	\$ 11,836.00
EFT25429	25/05/2023	Penns Cartage Contractors	Load Out Office Container At Bluebush Camp Kambalda	\$ 814.88
EFT25430	25/05/2023	Resources Trading Hub	K5044 , Tamper Proof Key Wrench Set	\$ 142.34
EFT25431	25/05/2023	Roo-Tea Pty Ltd T/A Roogenic	Native Thyme Carton	\$ 644.02
EFT25432	25/05/2023	Sports Power Kalgoorlie	Sports Equipment Replacing Old Balls Kambalda	\$ 1,420.00
EFT25433	25/05/2023	Steven Tweedie	Provision Of General Governance Advice As Per Council Resolution #43/2022 - July 2022/ June 2023	\$ 1,650.00
EFT25434	25/05/2023	Sykes Transport Wa - Matchbury Enterprises Pty Ltd	Delivery Charges, Fuel/Dangerous Goods Levy Poolshop Online - Kambalda Swimming Pool	\$ 298.08
EFT25435	25/05/2023	Synergy	Electricity Supply Jobson Street Coolgardie 11/2 To 14/4 2023	\$ 904.21
EFT25436	25/05/2023	Tania Francis Higgins	Candles For Coolgardie Visitors Centre	\$ 240.00
EFT25437	25/05/2023	The Animal Hospital	05/04/2023 - Euthanise And Dispose Of 1 Feral Cat - Coolgardie - Service Provided 6/4 2023	\$ 58.35
EFT25438	25/05/2023	Tquip	Maintenance And Repairs For Pg280	\$ 1,794.60
EFT25439	25/05/2023	Westrac Pty Ltd	Cutting Edges, Bolts, Nuts For Plant (P382 - Cat 962M Wheel Loader, Chassis #Cat0962Mf2T00592)	\$ 176.88
EFT25440	25/05/2023	Woolworths Ltd	Devonshire Tea Supplies	\$ 487.55
EFT25441	31/05/2023	Catherine Brooking	Catering 26May2023 St John First Aid Course For Staff	\$ 135.40
EFT25442	31/05/2023	Ray White Kambalda	Unit 13 8 Myoporum Street Kambalda West Rent 5/6 To 4/7 2023	\$ 1,122.86
EFT25443	31/05/2023	Rose Mitchell	Mileage Allowance Claim 9- 23 May 2023	\$ 301.92
EFT25444	31/05/2023	Telstra Limited	Group Mobile Charges 12/04/2023 To 11/05/2023	\$ 1,902.18

Shire of Coolgardie
Payments by Delegated Authority
1st May to 31st May 2023
EFT's

EFT	Date	Name	Description	Amount
				<u>\$ 2,967,134.55</u>

Shire of Coolgardie
Payments by Delegated Authority
1st May to 31st May 2023
Cheques

Chq	Date	Name	Description	Amount
53540	11/05/2023	Shire Of Coolgardie - Petty	Petty Cash Feb 2023	\$ 274.52
53541	11/05/2023	Water Corporation	Water Use And Service Charges Sports Complex At Irish Mulga	\$ 31,180.89
				<u>\$ 31,455.41</u>

Shire of Coolgardie
Payments by Delegated Authority
1st May to 31st May 2023
Direct Debits

Chq/EFT	Date	Name	Description	Amount
DD8371.1	02/05/2023	Australian Taxation	Payg For Period 19 Apr To 02	\$ 43,924.00
DD8373.1	02/05/2023	Fleetcare	Payroll Deductions/Contributions	\$ 1,610.86
DD8399.1	16/05/2023	Fleetcare	Payroll Deductions/Contributions	\$ 1,610.86
DD8399.2	17/05/2023	Australian Taxation Office	Payg For Period 03/05/2023 To 16/05/2023	\$ 47,172.00
DD8401.1	17/05/2023	Beam Clearing House	Superannuation For Pay Run #155	\$ 23,236.67
DD8403.1	03/05/2023	Beam Clearing House	Superannuation For Pay Run # 156	\$ 21,007.60
DD8403.2	02/05/2023	Beam Clearing House	Superannuation For Pay Run # 157	\$ 20,643.26
DD8423.1	30/05/2023	Fleetcare	Payroll Deductions/Contributions	\$ 1,610.86
DD8423.2	31/05/2023	Australian Taxation Office	Payg For Period 17-30 May 2023	\$ 45,250.00
DD8423.3	18/05/2023	Beam Clearing House	Superannuation For Pay Run # 158 We 16.05.2023	\$ 20,826.07
				\$ 226,892.18

Shire of Coolgardie
Payments by Delegated Authority
1st May to 31st May 2023
Credit Cards

Reference	Date	Description	Value	Card
	3/05/2023	TENDERLINK COM MELBOURNE	\$ 389.40	59
	3/05/2023	VIRGIN AUSTR7952185807559 BRISBANE	\$ 309.00	3994
	4/05/2023	Skippers Aviation Subiaco	\$ 368.45	59
	4/05/2023	WANEWSDTI Osborne Park	\$ 84.00	3994
	5/05/2023	VIRGIN AUSTR7954404806067 BRISBANE	\$ 2.71	59
	5/05/2023	VIRGIN AUSTR7952186499433 BRISBANE	\$ 279.01	59
	5/05/2023	QANTAS AIR 081HQAYJ6VW3E NSW	\$ 274.79	3994
	5/05/2023	QANTAS AIR 081HQAK7RX6GW NSW	\$ 274.79	3994
	8/05/2023	BWS LIQUOR/KAMBALDA S/C B KAMBALDA WEST	\$ 53.00	59
	8/05/2023	VIRGIN AUSTR7954404836977 BRISBANE	\$ 3.86	3994
	8/05/2023	VIRGIN AUSTR7952186554932 BRISBANE	\$ 398.00	3994
	8/05/2023	VIRGIN AUSTR7952186565904 BRISBANE	\$ 562.01	3994
	8/05/2023	VIRGIN AUSTR7954404843789 BRISBANE	\$ 5.45	3994
	8/05/2023	QANTAS AIRWAYS LTD (EC Mascot	\$ 762.07	3994
	8/05/2023	QANTAS AIRWAYS LTD (EC Mascot	\$ 15.00	3994
	10/05/2023	Live Payments Barangaroo	\$ 32.92	3994
	11/05/2023	DYNAMICGIFT TUNCURRY	\$ 306.90	59
	11/05/2023	QANTAS AIRWAYS LTD (EC Mascot	\$ 1,089.02	59
	11/05/2023	ACT CABS 0261030882 FYSHWICK	\$ 22.94	3994
	11/05/2023	ACT CABS 0261030882 FYSHWICK	\$ 20.63	3994
	11/05/2023	IBIS STYLES CANBERRA NARRABUNDAH	\$ 705.00	3994
	12/05/2023	GOLDFIELDS ABORIGIN BC BOULDER	\$ 80.00	3994
	12/05/2023	ACT CABS 0261030882 FYSHWICK	\$ 30.61	3994
	15/05/2023	VIRGIN AUSTR7952186823029 BRISBANE	\$ 562.01	59
	15/05/2023	VIRGIN AUSTR7954405007196 BRISBANE	\$ 5.45	59
	15/05/2023	CROWN PERTH PARKING BURSWOOD	\$ 25.21	3994
	15/05/2023	VIRGIN AUSTR7954404994831 BRISBANE	\$ 14.98	3994
	15/05/2023	VIRGIN AUSTR7952186805261 BRISBANE	\$ 1,544.48	3994
	15/05/2023	VIRGIN AUSTR7954404994995 BRISBANE	\$ 11.58	3994
	15/05/2023	VIRGIN AUSTR7952186805534 BRISBANE	\$ 1,194.00	3994
	15/05/2023	BAYSWATERCARRENTALWA BAYSWATER	\$ 583.50	3994
	15/05/2023	XERO AU INV-28062054 HAWTHORN	\$ 55.19	3994
	16/05/2023	QANTAS AIRWAYS LTD (EC Mascot	\$ 1,022.86	59
	16/05/2023	QANTAS AIRWAYS LTD (EC Mascot	\$ 15.00	59
	18/05/2023	BATTERIES N MORE KAL KALGOORLIE	\$ 732.00	715
	18/05/2023	BAYSWATERCARRENTALWA BAYSWATER	\$ 267.30	3994
	22/05/2023	FLEX FITNESS EQUIPMENT SYDNEY	\$ 1,689.20	59
	22/05/2023	DROPBOX*JQV3W1KHMBMD D02FD79	\$ 19.25	59
	22/05/2023	SPOTLIGHT PTY LTD STH MELBOURNE	\$ 2,352.21	59
	22/05/2023	WOOLWORTHS/KAMBALDA S/C B KAMBALDA WEST	\$ 10.50	715
	22/05/2023	Cafe 312 Kambalda West	\$ 31.00	3994
	24/05/2023	SEEK AU 55193804 MELBOURNE	\$ 335.50	59
	24/05/2023	PROUDS 315 KALGOORLIE	\$ 699.00	3994
	25/05/2023	FAIRFAX SUBSCRIPTIONS PYRMONT	\$ 29.50	3994
	26/05/2023	Mailchimp 678-9990141	\$ 20.37	59
	26/05/2023	CATCH BENTLEIGH EAS	\$ 898.47	59
	26/05/2023	SPOTTO WA DARLINGHURST	\$ 41.90	3994
	29/05/2023	LEONORA MOTOR INN LEONORA	\$ 455.23	59
	29/05/2023	GOLDFIELDS MNNG SUPPL WEST KALGOORL	\$ 159.25	715
	29/05/2023	BUNNINGS 435000 KALGOORLIE	\$ 98.70	715
	29/05/2023	SPOTTO WA DARLINGHURST	\$ 113.93	3994
	29/05/2023	SPOTTO WA DARLINGHURST	\$ 49.77	3994
	29/05/2023	Crown Promenade Perth Burswood	\$ 10.09	3994
	31/05/2023	ACMA BELCONNEN	\$ 45.00	59
	31/05/2023	ADOBE ACROPRO SUBS ADOBE.LY/ENAU	\$ 547.52	3994
			\$ 19,709.51	

SHIRE OF COOLGARDIE
MONTHLY FINANCIAL REPORT
(Containing the Statement of Financial Activity)
For the period ending 31 May 2023

LOCAL GOVERNMENT ACT 1995
LOCAL GOVERNMENT (FINANCIAL MANAGEMENT) REGULATIONS 1996

TABLE OF CONTENTS

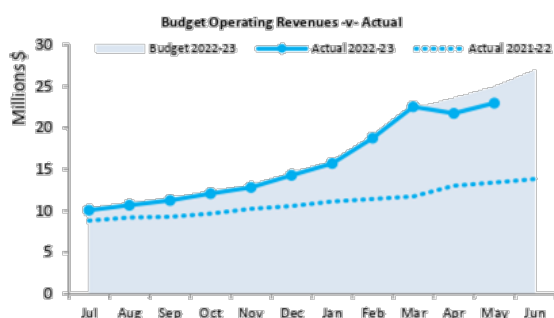
Statement of Financial Activity by Nature or Type	5
Basis of Preparation	6
Note 1 Statement of Financial Activity Information	7
Note 2 Cash and Financial Assets	8
Note 3 Receivables	9
Note 4 Other Current Assets	10
Note 5 Payables	11
Note 6 Disposal of Assets	12
Note 7 Capital Acquisitions	13
Note 8 Borrowings	16
Note 9 Lease Liabilities	17
Note 10 Reserve Accounts	18
Note 11 Other Current Liabilities	19
Note 12 Operating grants and contributions	20
Note 13 Non operating grants and contributions	21
Note 14 Budget Amendments	22-24
Note 15 Explanation of Material Variances	25

**MONTHLY FINANCIAL REPORT
FOR THE PERIOD ENDED 31 MAY 2023**

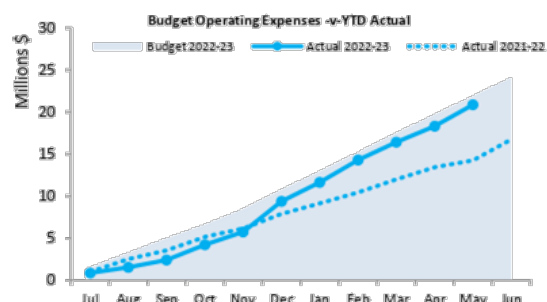
SUMMARY INFORMATION - GRAPHS

OPERATING ACTIVITIES

OPERATING REVENUE

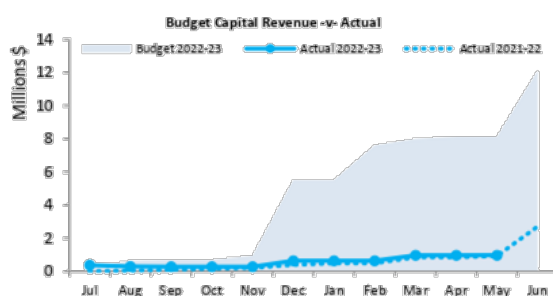


OPERATING EXPENSES

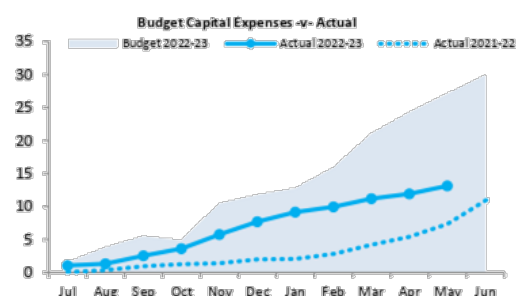


INVESTING ACTIVITIES

CAPITAL REVENUE

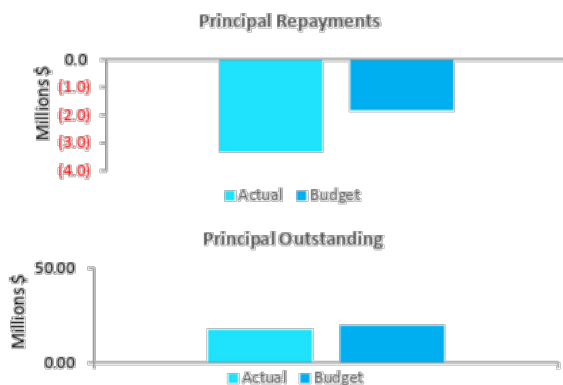


CAPITAL EXPENSES

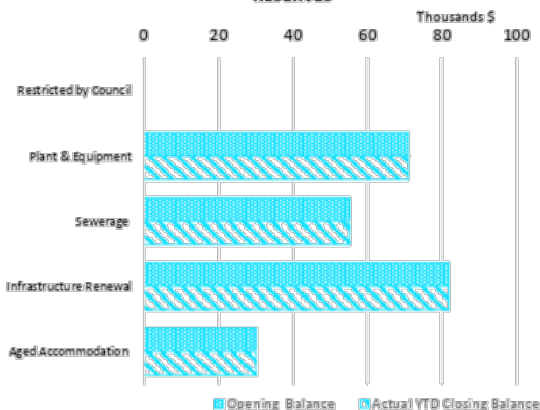


FINANCING ACTIVITIES

BORROWINGS



RESERVES



Closing funding surplus / (deficit)



This information is to be read in conjunction with the accompanying Financial Statements and Notes.

**MONTHLY FINANCIAL REPORT
FOR THE PERIOD ENDED 31 MAY 2023**

EXECUTIVE SUMMARY

Funding surplus / (deficit) Components

Funding surplus / (deficit)				
	Amended Budget	YTD Budget (a)	YTD Actual (b)	Var. \$ (b)-(a)
Opening	(\$1.26 M)	(\$1.26 M)	(\$1.26 M)	\$0.00 M
Closing	(\$0.60 M)	(\$4.18 M)	(\$0.28 M)	\$3.89 M
Refer to Statement of Financial Activity				

Cash and cash equivalents		
	\$0.80 M	% of total
Unrestricted Cash	(\$0.84 M)	(105.9%)
Restricted Cash	\$1.64 M	205.9%
Refer to Note 2 - Cash and Financial Assets		

Payables		
	\$2.25 M	% Outstanding
Trade Payables	\$1.88 M	
0 to 30 Days		56.8%
Over 30 Days		43.3%
Over 90 Days		8%
Refer to Note 5 - Payables		

Receivables		
	\$0.90 M	% Collected
Rates Receivable	\$1.16 M	88.6%
Trade Receivable	\$0.90 M	% Outstanding
Over 30 Days		36.3%
Over 90 Days		20.4%
Refer to Note 3 - Receivables		

Key Operating Activities

Amount attributable to operating activities			
Amended Budget	YTD Budget (a)	YTD Actual (b)	Var. \$ (b)-(a)
\$6.72 M	\$6.59 M	\$3.52 M	(\$3.07 M)
Refer to Statement of Financial Activity			

Rates Revenue		
YTD Actual	\$9.45 M	% Variance
YTD Budget	\$9.47 M	(0.2%)
Refer to Statement of Financial Activity		

Operating Grants and Contributions		
YTD Actual	\$1.98 M	% Variance
YTD Budget	\$2.66 M	(25.7%)
Refer to Note 12 - Operating Grants and Contributions		

Fees and Charges		
YTD Actual	\$7.00 M	% Variance
YTD Budget	\$8.64 M	(18.9%)
Refer to Statement of Financial Activity		

Key Investing Activities

Amount attributable to investing activities			
Amended Budget	YTD Budget (a)	YTD Actual (b)	Var. \$ (b)-(a)
(\$17.28 M)	(\$16.34 M)	(\$12.05 M)	\$4.29 M
Refer to Statement of Financial Activity			

Proceeds on sale		
YTD Actual	\$0.10 M	%
Amended Budget	\$0.04 M	180.5%
Refer to Note 6 - Disposal of Assets		

Asset Acquisition		
YTD Actual	\$13.13 M	% Spent
Amended Budget	\$18.96 M	(30.8%)
Refer to Note 7 - Capital Acquisitions		

Capital Grants		
YTD Actual	\$0.97 M	% Received
Amended Budget	\$1.54 M	(36.8%)
Refer to Note 7 - Capital Acquisitions		

Key Financing Activities

Amount attributable to financing activities			
Amended Budget	YTD Budget (a)	YTD Actual (b)	Var. \$ (b)-(a)
\$11.22 M	\$6.84 M	\$9.50 M	\$2.67 M
Refer to Statement of Financial Activity			

Borrowings	
Principal repayments	\$3.32 M
Interest expense	\$0.48 M
Principal due	\$17.51 M
Refer to Note 8 - Borrowings	

Reserves	
Reserves balance	\$0.24 M
Interest earned	\$0.00 M
Refer to Note 10 - Cash Reserves	

Lease Liability	
Principal repayments	\$0.29 M
Interest expense	\$0.09 M
Principal due	\$1.47 M
Refer to Note 9 - Lease Liabilities	

This information is to be read in conjunction with the accompanying Financial Statements and notes.

KEY TERMS AND DESCRIPTIONS**FOR THE PERIOD ENDED 31 MAY 2023****NATURE OR TYPE DESCRIPTION****REVENUE****RATES**

All rates levied under the *Local Government Act 1995*. Includes general, differential, specified area rates, minimum rates, interim rates, back rates, ex-gratia rates, less discounts and concessions offered. Excludes administration fees, interest on instalments, interest on arrears, service charges and sewerage rates.

OPERATING GRANTS, SUBSIDIES AND CONTRIBUTIONS

Refers to all amounts received as grants, subsidies and contributions that are not non-operating grants.

NON-OPERATING GRANTS, SUBSIDIES AND CONTRIBUTIONS

Amounts received specifically for the acquisition, construction of new or the upgrading of identifiable non financial assets paid to a local government, irrespective of whether these amounts are received as capital grants, subsidies, contributions or donations.

REVENUE FROM CONTRACTS WITH CUSTOMERS

Revenue from contracts with customers is recognised when the local government satisfies its performance obligations under the contract.

FEES AND CHARGES

Revenues (other than service charges) from the use of facilities and charges made for local government services, sewerage rates, rentals, hire charges, fee for service, photocopying charges, licences, sale of goods or information, fines, penalties and administration fees. Local governments may wish to disclose more detail such as rubbish collection fees, rental of property, fines and penalties, and other fees and charges.

SERVICE CHARGES

Service charges imposed under *Division 6 of Part 6 of the Local Government Act 1995*. *Regulation 54 of the Local Government (Financial Management) Regulations 1996* identifies these as television and radio broadcasting, underground electricity and neighbourhood surveillance services. Exclude rubbish removal charges.

INTEREST EARNINGS

Interest and other items of a similar nature received from bank and investment accounts, interest on rate instalments, interest on rate arrears and interest on debtors.

OTHER REVENUE / INCOME

Other revenue, which can not be classified under the above headings, includes dividends, discounts, rebates, reimbursements etc.

PROFIT ON ASSET DISPOSAL

Excess of assets received over the net book value for assets on their disposal.

EXPENSES**EMPLOYEE COSTS**

All costs associated with the employment of person such as salaries, wages, allowances, benefits such as vehicle and housing, superannuation, employment expenses, removal expenses, relocation expenses, worker's compensation insurance, training costs, conferences, safety expenses, medical examinations, fringe benefit tax, etc.

MATERIALS AND CONTRACTS

All expenditures on materials, supplies and contracts not classified under other headings. These include supply of goods and materials, legal expenses, maintenance agreements, communication expenses, advertising expenses, membership, periodicals, publications, hire expenses, rental, postage and freight etc. Local governments may wish to disclose more detail such as contract services, consultancy, information technology, rental or lease expenditures.

UTILITIES (GAS, ELECTRICITY, WATER)

Expenditures made to the respective agencies for the provision of power, gas or water. Exclude expenditures incurred for the reinstatement of roadwork on behalf of these agencies.

INSURANCE

All insurance other than worker's compensation and health benefit insurance included as a cost of employment.

LOSS ON ASSET DISPOSAL

Shortfall between the value of assets received over the net book value for assets on their disposal.

DEPRECIATION ON NON-CURRENT ASSETS

Depreciation expense raised on all classes of assets. Excluding Land.

INTEREST EXPENSES

Interest and other costs of finance paid, including costs of finance for loan debentures, overdraft accommodation and refinancing expenses.

OTHER EXPENDITURE

Statutory fees, taxes, allowance for impairment of assets, member's fees or State taxes. Donations and subsidies made to community groups.

STATEMENT OF FINANCIAL ACTIVITY
FOR THE PERIOD ENDED 31 MAY 2023

BY NATURE OR TYPE

	Ref	Amended Budget	YTD Budget	YTD Actual	Variance \$	Variance %	Var
	Note	(a)	(b)	(c)	(c) - (b)	((c) - (b))/(b)	
		\$	\$	\$	\$	%	
Opening funding surplus / (deficit)	1(c)	(1,257,027)	(1,257,027)	(1,257,026)	1	(0.00%)	
Revenue from operating activities							
Rates		9,471,017	9,471,017	9,448,651	(22,366)	(0.24%)	
Operating grants, subsidies and contributions	12	3,290,503	2,662,581	1,979,027	(683,554)	(25.67%)	▼
Fees and charges		9,868,307	8,635,205	6,999,001	(1,636,204)	(18.95%)	▼
Interest earnings		52,375	49,283	29,258	(20,025)	(40.63%)	▼
Other revenue		2,186,712	2,153,279	1,384,708	(768,571)	(35.69%)	▼
Profit on disposal of assets	6	12,800	12,800	51,857	39,057	305.13%	▲
		24,881,714	22,984,165	19,892,502	(3,091,663)	(13.45%)	
Expenditure from operating activities							
Employee costs		(6,000,177)	(5,542,290)	(5,105,948)	436,342	7.87%	
Materials and contracts		(8,027,887)	(7,190,796)	(6,891,353)	299,443	4.16%	
Utility charges		(892,370)	(783,818)	(841,123)	(57,305)	(7.31%)	
Depreciation on non-current assets		(4,980,534)	(4,565,490)	(4,537,390)	28,100	0.62%	
Interest expenses		(463,662)	(420,646)	(573,468)	(152,822)	(36.33%)	▼
Insurance expenses		(438,848)	(438,848)	(408,848)	30,000	6.84%	
Other expenditure		(2,329,038)	(2,007,724)	(2,500,428)	(492,704)	(24.54%)	▼
		(23,132,516)	(20,949,612)	(20,858,558)	91,054	(0.43%)	
Non-cash amounts excluded from operating activities	1(a)	4,967,734	4,552,690	4,485,533	(67,157)	(1.48%)	
Amount attributable to operating activities		6,716,932	6,587,243	3,519,477	(3,067,766)	(46.57%)	
Investing activities							
Proceeds from non-operating grants, subsidies and contributions	13	1,542,043	1,542,043	974,843	(567,200)	(36.78%)	▼
Proceeds from disposal of assets	6	135,800	0	100,405	100,405	0.00%	▲
Payments for property, plant and equipment and infrastructure	7	(18,961,349)	(17,883,849)	(13,125,836)	4,758,013	26.61%	▲
Amount attributable to investing activities		(17,283,506)	(16,341,806)	(12,050,588)	4,291,218	(26.26%)	
Financing Activities							
Proceeds from new debentures	8	15,450,000	9,850,000	13,100,000	3,250,000	32.99%	▲
Proceeds from self supporting loans	4	3,000	0	9,000	9,000	0.00%	
Transfer from reserves	10	120,000	0	0	0	0.00%	
Payments for principal portion of lease liabilities	9	(293,058)	(115,000)	(287,230)	(172,230)	(149.76%)	▼
Repayment of debentures	8	(4,014,951)	(2,900,000)	(3,317,136)	(417,136)	(14.38%)	▼
Transfer to reserves	10	(40,626)	0	0	0	0.00%	
Amount attributable to financing activities		11,224,365	6,835,000	9,504,634	2,669,634	39.06%	
Closing funding surplus / (deficit)	1(c)	(599,236)	(4,176,590)	(283,503)	3,893,087	93.21%	

KEY INFORMATION

▲▼ Indicates a variance between Year to Date (YTD) Budget and YTD Actual data as per the adopted materiality threshold.

Refer to Note 15 for an explanation of the reasons for the variance.

This statement is to be read in conjunction with the accompanying Financial Statements and Notes.

**MONTHLY FINANCIAL REPORT
FOR THE PERIOD ENDED 31 MAY 2023**

BASIS OF PREPARATION

BASIS OF PREPARATION

The financial report has been prepared in accordance with Australian Accounting Standards (as they apply to local governments and not-for-profit entities) and interpretations of the Australian Accounting Standards Board, and the *Local Government Act 1995* and accompanying Regulations.

The *Local Government Act 1995* and accompanying Regulations take precedence over Australian Accounting Standards where they are inconsistent.

The *Local Government (Financial Management) Regulations 1996* specify that vested land is a right-of-use asset to be measured at cost, and is considered a zero cost concessionary lease. All right-of-use assets under zero cost concessionary leases are measured at zero cost rather than at fair value, except for vested improvements on concessionary land leases such as roads, buildings or other infrastructure which continue to be reported at fair value, as opposed to the vested land which is measured at zero cost. The measurement of vested improvements at fair value is a departure from AASB 16 which would have required the Shire to measure any vested improvements at zero cost.

Accounting policies which have been adopted in the preparation of this financial report have been consistently applied unless stated otherwise. Except for cash flow and rate setting information, the financial report has been prepared on the accrual basis and is based on historical costs, modified, where applicable, by the measurement at fair value of selected non-current assets, financial assets and liabilities.

THE LOCAL GOVERNMENT REPORTING ENTITY

All funds through which the Shire controls resources to carry on its functions have been included in the financial statements forming part of this financial report.

All monies held in the Trust Fund are excluded from the financial statements.

SIGNIFICANT ACCOUNTING POLICES

CRITICAL ACCOUNTING ESTIMATES

The preparation of a financial report in conformity with Australian Accounting Standards requires management to make judgements, estimates and assumptions that effect the application of policies and reported amounts of assets and liabilities, income and expenses.

The estimates and associated assumptions are based on historical experience and various other factors believed to be reasonable under the circumstances; the results of which form the basis of making the judgements about carrying values of assets and liabilities not readily apparent from other sources. Actual results may differ from these estimates.

The balances, transactions and disclosures impacted by accounting estimates are as follows:

- estimation of fair values of certain financial assets
- estimation of fair values of fixed assets shown at fair value
- impairment of financial assets

GOODS AND SERVICES TAX

Revenues, expenses and assets are recognised net of the amount of GST, except where the amount of GST incurred is not recoverable from the Australian Taxation Office (ATO). Receivables and payables are stated inclusive of GST receivable or payable. The net amount of GST recoverable from, or payable to, the ATO is included with receivables or payables in the statement of financial position. Cash flows are presented on a gross basis. The GST components of cash flows arising from investing or financing activities which are recoverable from, or payable to, the ATO are presented as operating cash flows.

ROUNDING OFF FIGURES

All figures shown in this statement are rounded to the nearest dollar.

PREPARATION TIMING AND REVIEW

Date prepared: All known transactions up to 20 June 2023

**NOTES TO THE STATEMENT OF FINANCIAL ACTIVITY
FOR THE PERIOD ENDED 31 MAY 2023**

(a) Non-cash items excluded from operating activities

The following non-cash revenue and expenditure has been excluded from operating activities within the Statement of Financial Activity in accordance with *Financial Management Regulation 32*.

	Notes	Amended Budget	YTD Budget (a)	YTD Actual (b)
Non-cash items excluded from operating activities		\$	\$	\$
Adjustments to operating activities				
Less: Profit on asset disposals	6	(12,800)	(12,800)	(51,850)
Add: Depreciation on assets		4,980,534	4,565,490	4,537,350
Total non-cash items excluded from operating activities		4,967,734	4,552,690	4,485,500

(b) Adjustments to net current assets in the Statement of Financial Activity

The following current assets and liabilities have been excluded from the net current assets used in the Statement of Financial Activity in accordance with *Financial Management Regulation 32* to agree to the surplus/(deficit) after imposition of general rates.

		Amended Budget Opening 30 June 2022	Last Year Closing 30 June 2022	Year to Date 31 May 2023
Adjustments to net current assets				
Less: Reserves - restricted cash	10	(237,873)	(237,873)	(237,873)
Add: Accrued Interest on Borrowings		0	23,740	
Add: Borrowings	8	1,553,605	1,349,605	556,200
Add: Provisions employee related provisions	11	358,021	357,353	357,353
Add: Lease liabilities	9	262,374	263,357	41,190
Total adjustments to net current assets		1,936,127	1,756,182	725,880

(c) Net current assets used in the Statement of Financial Activity

Current assets				
Cash and cash equivalents	2	1,182,330	1,904,874	795,400
Rates receivables	3	1,187,654	1,186,478	1,160,600
Receivables	3	512,330	796,675	904,000
Other current assets	4	249,490	11,033	2,000
Less: Current liabilities				
Payables	5	(3,095,406)	(4,150,455)	(2,247,580)
Borrowings	8	(1,553,605)	(1,349,605)	(532,460)
Contract liabilities	11	(691,498)	(791,498)	(692,920)
Lease liabilities	9	(262,374)	(263,357)	(41,190)
Provisions	11	(358,021)	(357,353)	(357,353)
Less: Total adjustments to net current assets	1(b)	1,936,127	1,756,182	725,880
Closing funding surplus / (deficit)		(892,973)	(1,257,026)	(283,500)

CURRENT AND NON-CURRENT CLASSIFICATION

In the determination of whether an asset or liability is current or non-current, consideration is given to the time when each asset or liability is expected to be settled. Unless otherwise stated assets or liabilities are classified as current if expected to be settled within the next 12 months, being the Council's operational cycle.

NOTES TO THE STATEMENT OF FINANCIAL ACTIVITY
FOR THE PERIOD ENDED 31 MAY 2023

OPERATING ACTIVITIES
NOTE
CASH AND FINANCIAL ASSETS

Description	Classification	Unrestricted	Restricted	Total Cash	Trust	Institution	Interest Rate	Maturity Date
		\$	\$	\$	\$			
MUNICIPAL CASH AT BANK	Cash and cash equivalents	(943,624)	1,500,000	556,376		ANZ	0.01%	N/A
CASH ON HAND	Cash and cash equivalents	1,212	0	1,212		ANZ	0.00%	N/A
NAB TERM DEPOSIT	Cash and cash equivalents	8	0	8		NAB	0.01%	N/A
CBA TERM DEPOSIT	Cash and cash equivalents	100,000	137,873	237,873		CBA	1.50%	On Call
Total		(842,404)	1,637,873	795,469	0			
Comprising								
Cash and cash equivalents		(842,404)	1,637,873	795,469	0			
		(842,404)	1,637,873	795,469	0			

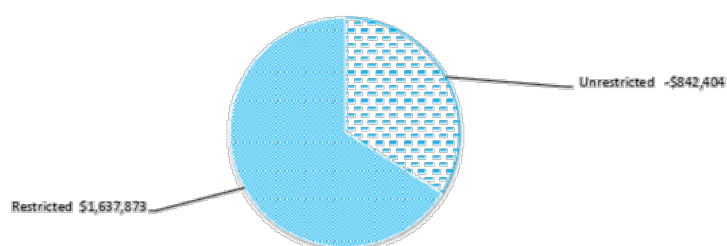
KEY INFORMATION

Cash and cash equivalents include cash on hand, cash at bank, deposits available on demand with banks and other short term highly liquid investments with original maturities of three months or less that are readily convertible to known amounts of cash and which are subject to an insignificant risk of changes in value. Bank overdrafts are reported as short term borrowings in current liabilities in the statement of net current assets.

The local government classifies financial assets at amortised cost if both of the following criteria are met:

- the asset is held within a business model whose objective is to collect the contractual cashflows, and
- the contractual terms give rise to cash flows that are solely payments of principal and interest.

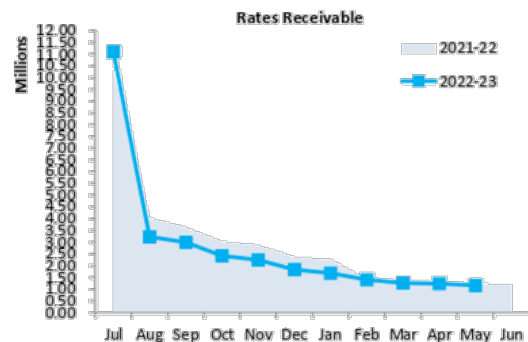
Financial assets at amortised cost held with registered financial institutions are listed in this note other financial assets at amortised cost are provided in Note 4 - Other assets.



NOTES TO THE STATEMENT OF FINANCIAL ACTIVITY
FOR THE PERIOD ENDED 31 MAY 2023

OPERATING ACTIVITIES
NOTE 1
RECEIVABLE

Rates receivable	30 June 2022	31 May 2023
	\$	\$
Opening arrears previous years	1,231,250	1,140,835
Levied this year	8,424,662	9,448,651
Less - collections to date	(8,469,434)	(9,383,212)
Gross rates collectable	1,186,478	1,206,274
Allowance for impairment of rates receivable	(45,643)	(45,643)
Net rates collectable	1,140,835	1,160,631
% Collected	87.7%	88.6%



Receivables - general	Credit	Current	30 Days	60 Days	90+ Days	Total
	\$	\$	\$	\$	\$	\$
Receivables - general	(2,196)	498,883	121,379	3,336	159,266	780,668
Percentage	(0.3%)	63.9%	15.5%	0.4%	20.4%	
Balance per trial balance						780,668
Sundry receivable						253,231
GST receivable						(40,691)
Allowance for impairment of receivables from contracts with customers						(102,181)
Emergency Services Levy						12,981
Pensioner Rebates						
Total receivables general outstanding						904,018

Amounts shown above include GST (where applicable)

KEY INFORMATION

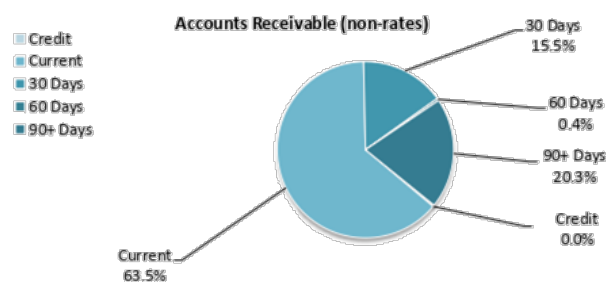
Trade and other receivables include amounts due from ratepayers for unpaid rates and service charges and other amounts due from third parties for goods sold and services performed in the ordinary course of business.

Trade receivables are recognised at original invoice amount less any allowances for uncollectable amounts (i.e. impairment). The carrying amount of net trade receivables is equivalent to fair value as it is due for settlement within 30 days.

Classification and subsequent measurement

Receivables which are generally due for settlement within 30 days except rates receivables which are expected to be collected within 12 months are classified as current assets. All other receivables such as, deferred pensioner rates receivable after the end of the reporting period are classified as non-current assets.

Trade and other receivables are held with the objective to collect the contractual cashflows and therefore the Shire measures them subsequently at amortised cost using the effective interest rate method.



NOTES TO THE STATEMENT OF FINANCIAL ACTIVITY
FOR THE PERIOD ENDED 31 MAY 2023

OPERATING ACTIVITIES
NOTE 4
OTHER CURRENT ASSETS

	Opening Balance 1 July 2022	Asset Increase	Asset Reduction	Closing Balance 31 May 2023
Other current assets	\$	\$	\$	\$
Other financial assets at amortised cost				
Financial assets at amortised cost - self supporting loans	0	0	(9,000)	(9,000)
Inventory				
Museum Memorabilia & Giftware	11,033	0	0	11,033
Total other current assets	11,033	0	(9,000)	2,033
Amounts shown above include GST (where applicable)				

KEY INFORMATION

Inventory

Inventories are measured at the lower of cost and net realisable value.

Net realisable value is the estimated selling price in the ordinary course of business less the estimated costs of completion and the estimated costs necessary to make the sale.

NOTES TO THE STATEMENT OF FINANCIAL ACTIVITY
FOR THE PERIOD ENDED 31 MAY 2023

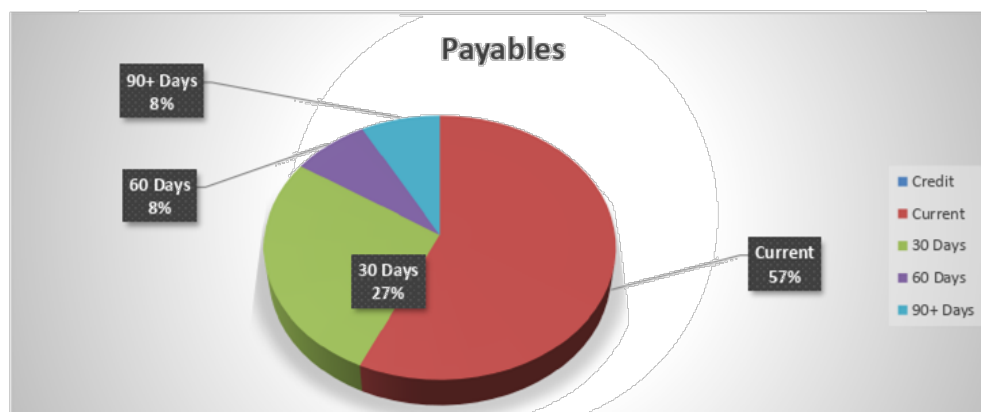
OPERATING ACTIVITIES
NOTE 5
PAYABLES

Payables - general	Credit	Current	30 Days	60 Days	90+ Days	Total
	\$	\$	\$	\$	\$	\$
Payables - general	0	1,076,766	520,274	147,075	150,887	1,895,002
Percentage	0%	56.8%	27.5%	7.8%	8%	
Balance per trial balance						
Sundry creditors						1,883,821
Accrued salaries and wages						(71,886)
ATO liabilities						82,043
Receipts in advance						109,594
Prepaid Rates						244,015
Total payables general outstanding						2,247,587

Amounts shown above include GST (where applicable)

KEY INFORMATION

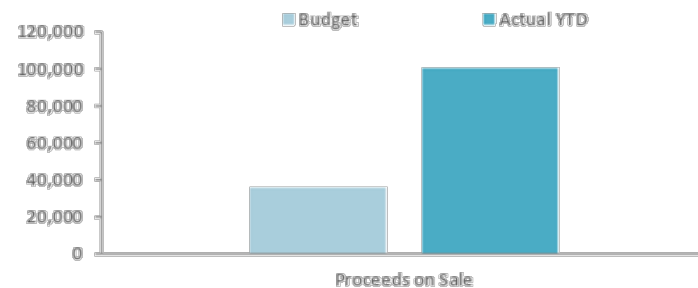
Trade and other payables represent liabilities for goods and services provided to the Shire prior to the end of the period that are unpaid and arise when the Shire becomes obliged to make future payments in respect of the purchase of these goods and services. The amounts are unsecured, are recognised as a current liability and are normally paid within 30 days of recognition. The carrying amounts of trade and other payables are considered to be the same as their fair values, due to their short-term nature.



NOTES TO THE STATEMENT OF FINANCIAL ACTIVITY
FOR THE PERIOD ENDED 31 MAY 2023

OPERATING ACTIVITIES
NOTE 6
DISPOSAL OF ASSETS

Asset Ref.	Asset description	Budget				YTD Actual			
		Net Book Value	Proceeds	Profit	(Loss)	Net Book Value	Proceeds	Profit	(Loss)
		\$	\$	\$	\$	\$	\$	\$	\$
	Plant and equipment								
	Transport								
	Holden Captiva	0	12,800	12,800	0	0	0	0	0
	Volkswagen Amarok	23,000	23,000	0	0	0	0	0	0
	Holden Colorado	0	0	0	0	0	13,630	13,630	0
	Ford Ranger	0	0	0	0	0	13,650	13,650	0
	GTE Semi Side Tipper	0	0	0	0	40,697	48,750	8,053	0
	Mitsubishi Prime Mover	0	0	0	0	7,851	24,375	16,524	0
		23,000	35,800	12,800	0	48,548	100,405	51,857	0



**NOTES TO THE STATEMENT OF FINANCIAL ACTIVITY
FOR THE PERIOD ENDED 31 MAY 2023**

**INVESTING ACTIVITIES
NOTE 7
CAPITAL ACQUISITIONS**

Capital acquisitions	Amended		YTD Actual	Forecast 30 June Closing	YTD Actual Variance
	Budget	YTD Budget			
	\$	\$	\$	\$	\$
Buildings	12,483,068	11,733,068	9,802,096	10,552,096	(1,930,972)
Furniture and equipment	110,000	107,500	71,550	74,050	(35,950)
Plant and equipment	1,203,094	1,203,094	155,976	155,976	(1,047,118)
Infrastructure - roads	1,994,638	1,994,638	1,989,979	1,989,979	(4,659)
Infrastructure - footpaths	100,000	100,000	0	0	(100,000)
Infrastructure - drainage	100,000	100,000	30,551	30,551	(69,449)
Infrastructure - parks & ovals	380,000	380,000	167,797	167,797	(212,203)
Infrastructure - sewerage	1,600,000	1,333,333	189,870	456,537	(1,143,463)
Infrastructure - other	990,549	932,216	718,017	776,350	(214,199)
Payments for Capital Acquisitions	18,961,349	17,883,849	13,125,836	14,203,336	(4,758,013)
Capital Acquisitions Funded By:					
	\$	\$	\$		\$
Capital grants and contributions	1,542,043	1,542,043	974,843	974,843	(567,200)
Borrowings	15,450,000	9,850,000	13,100,000	18,700,000	3,250,000
Other (disposals & C/Fwd)	135,800	0	100,405	236,205	100,405
Cash backed reserves					
Sewerage	(40,000)	0	0	(40,000)	0
Contribution - operations	1,953,506	6,178,179	(1,363,039)	(5,901,339)	(7,541,218)
Capital funding total	18,961,349	17,883,849	13,125,836	14,203,336	(4,758,013)

SIGNIFICANT ACCOUNTING POLICIES

Each class of fixed assets within either plant and equipment or infrastructure, is carried at cost or fair value as indicated less, where applicable, any accumulated depreciation and impairment losses.

Assets for which the fair value as at the date of acquisition is under \$5,000 are not recognised as an asset in accordance with *Financial Management Regulation 17A (5)*. These assets are expensed immediately.

Where multiple individual low value assets are purchased together as part of a larger asset or collectively forming a larger asset exceeding the threshold, the individual assets are recognised as one asset and capitalised.

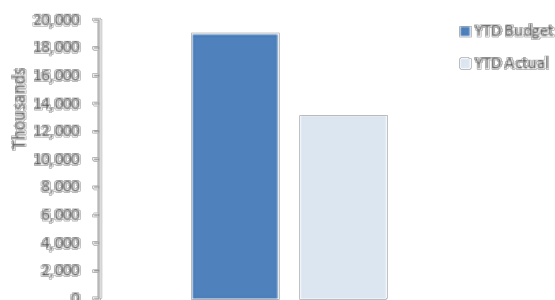
Initial recognition and measurement for assets held at cost

Plant and equipment including furniture and equipment is recognised at cost on acquisition in accordance with *Financial Management Regulation 17A*. Where acquired at no cost the asset is initially recognise at fair value. Assets held at cost are depreciated and assessed for impairment annually.

Initial recognition and measurement between mandatory revaluation dates for assets held at fair value





















































In relation to this initial measurement, cost is determined as the fair value of the assets given as consideration plus costs incidental to the acquisition. For assets acquired at zero cost or otherwise significantly less than fair value, cost is determined as fair value at the date of acquisition. The cost of non-current assets constructed by the Shire includes the cost of all materials used in construction, direct labour on the project and an appropriate proportion of variable and fixed overheads.





















Payments for Capital Acquisitions



NOTES TO THE STATEMENT OF FINANCIAL ACTIVITY
FOR THE PERIOD ENDED 31 MAY 2023

INVESTING ACTIVITIES
NOTE 7
CAPITAL ACQUISITIONS (CONTINUED)

			Amended		Variance (Under)/Over
Account Description			Budget	YTD Budget	
			\$	\$	\$
Land & Buildings					
	C09005	Renewal 11 Wildflower Court	25,000	25,000	23,240
	C09007	Renewal Kambalda Pool Flat	40,000	40,000	0
	C13097	Housing & Workers Accommodation	7,935,185	7,935,185	7,426,035
	C13103	5 Dundas Street, Kambalda - Capital Improvements	0	0	0
	C11153	Ccrf - Kitchen	15,000	15,000	24,862
	C13091	Coolgardie Recreation Centre - Stadium Entrance Shelters	0	0	0
	C13015	Lifestyle Blocks - Horse Blocks	60,000	60,000	0
	C13039	Coolgardie Cultural & Community Hub	320,000	320,000	287,407
	C13051	Industrial Subdivision	20,000	20,000	6,750
	C13113	Kurrawang Administration Office	0	0	0
	C13114	Coolgardie Post Office - Paving At Rear Of Building	0	0	7,002
	C13117	Coolgardie Cultural Hub - Fit Out	150,000	150,000	116,976
	C13120	Lot 2435 On Deposited Plan 107089 (Gnarlbine Road)	72,883	72,883	72,883
	C13121	Kamablada Workers Accommodation - Additional Units	500,000	500,000	27,414
	C13122	11 Goodenia Court - Construction Of 3 Units	75,000	75,000	0
	C13126	Kambalda Workers Accommodation - 100 Person Camp	1,750,000	1,000,000	953,287
	INS349	Coolgardie Storm Damage - Stage 3	0	0	17,434
	INS356	Coolgardie Post Office Roof - Stage 2 Storm Damage Claim	320,000	320,000	50,000
	INS357	Coolgardie Post Office - Fire Damage	1,200,000	1,200,000	788,806
	Total Land & Buildings		12,483,068	11,733,068	9,802,096
Furniture & Equipment					
	C04003	It Upgrades And Replacements	30,000	27,500	39,150
	C13115	Risk, Performance Management, Compliance & Esg Module	80,000	80,000	32,400
	Total Furniture & Equipment		110,000	107,500	71,550
Plant & Equipment					
	C12013	Works Utility	55,000	55,000	57,664
	C12026	Works Supervisor Vehicle	63,094	63,094	63,483
	C13104	Holden Captiva	44,000	44,000	34,829
	C13106	Trailer	15,000	15,000	0
	C13116	Metro Counters X 3	26,000	26,000	0
	C13098	Tyre Shredder	1,000,000	1,000,000	0
	Total Plant & Equipment		1,203,094	1,203,094	155,976
Roads					
	R052	Jaurdi Hills Road	0	0	98
	R153	Bayley Street	0	0	0
	R155M	Kingswood And Cavehill Road	50,000	50,000	40,930
	R155	Cave Hill Road	0	0	0
	R156	Carins Road Construct	1,224,638	1,224,638	1,225,951
	RRG052	Regional Road Group - Jaurdi Hills Road	0	0	0
	RRG002	Regional Road Group - Coolgardie North Road	0	0	0
	RTR002	Rtr - Coolgardie North Road	0	0	1,688
	RTR005	Rtr - Victoria Rock Road	0	0	0
	RTR052	Roads To Recovery - Jaurdi Hills Road	0	0	0
	RTR155	Cave Hill Road	0	0	0
	MF002A	Mining Funded - Coolgardie North / Sands Rd Intersection	0	0	0
	MF038	Mining Funded - Gnarlbine Road	700,000	700,000	700,544
	MF156	Mining Funded - Carins Road	0	0	0
	MF53	Ladyloch Road Intersection	20,000	20,000	20,768
	R018	Sharp Road (Kurrawang)	0	0	0
	Total Roads		1,994,638	1,994,638	1,989,979
Footpaths					
	RF002	Footpath Renewal - Coolgardie	50,000	50,000	0
	RF003	Footpath Renewal - Kambalda	50,000	50,000	0
	Total Footpaths		100,000	100,000	0
Drainage					
	RD001	Drainage Construction - Renewal	100,000	100,000	30,551
	RD500	Coolgardie Community Hub Drainage Renewal	0	0	0

		Amended		YTD Actual	Variance (Under)/Over
Account Description		Budget	YTD Budget		
		\$	\$	\$	\$
	Total Drainage	100,000	100,000	30,551	(69,449)
	Sewerage				
	C10007 Coolgardie Sewerage - Water Re-Use System	1,600,000	1,333,333	189,870	(1,143,463)
	Total Sewerage	1,600,000	1,333,333	189,870	(1,143,463)
	Parks & Ovals				
	C13081 Kambalda East Nature Playground	0	0	0	
	C13082 Standpipe	130,000	130,000	97,758	(32,242)
	C13123 Lions Park Upgrade - Soft Fall & 0-6 Year Old Play Space	220,000	220,000	44,912	(175,088)
	C13124 Coolgardie Rsl - Installation Of Synthetic Turf	30,000	30,000	25,127	(4,873)
	Total Parks & Ovals	380,000	380,000	167,797	(212,203)
	Other Infrastructure				
	C13109 Shed At Kambalda Refuse Site	0	0	0	
	C13110 Ups Solar Powered System	44,765	44,765	44,765	
	C12901 Kambalda Airport Development	50,000	50,000	35,064	(14,936)
	C13108 Kambalda Aerodrome Runway Upgrade	0	0	0	
	C13111 Kambalda Aerodrome - Fencing	100,000	100,000	92,931	(7,069)
	C13112 Kambalda Aerodrome - Concrete Pathways	60,784	60,784	67,329	6,545
	C13028 Coolgardie Transit Park	0	0	0	
	C13089 Coolgardie Truck Bay - Toilet	90,000	75,000	87,450	12,450
	C13107 Ev Charging Station	100,000	83,333	0	(83,333)
	C13118 Coolgardie Truck Bay - Walk Bridge & Hand Rails	20,000	16,667	19,600	2,933
	RS004 Kambalda Refuse Site	50,000	41,667	21,000	(20,667)
	RS005 Coolgardie Refuse Site	350,000	350,000	349,878	(122)
	RS006 Coolgardie Waste Facility - Relocate Office & Shed	75,000	60,000	0	(60,000)
	RS008 Waste Sorting Facility	0	0	0	
	C13119 Widgiemooltha Dam	0	0	0	
	C13125 Kambalda West Community Garden	50,000	50,000	0	(50,000)
	Total Other Infrastructure	990,549	932,216	718,017	(214,199)
	Total Capital Expenditure	18,961,349	17,883,849	13,125,836	(4,758,013)

NOTES TO THE STATEMENT OF FINANCIAL ACTIVITY
FOR THE PERIOD ENDED 31 MAY 2023

FINANCING ACTIVITIES

NOTE 8

BORROWINGS

Repayments - borrowings

Information on borrowings			New Loans		Principal Repayments		Principal Outstanding		Interest Repayments	
Particulars	Loan No.	1 July 2022	Actual	Budget	Actual	Budget	Actual	Budget	Actual	Budget
		\$	\$	\$	\$	\$	\$	\$	\$	\$
Housing										
Kambalda Workers Accommodation	000CFBM8GK	2,000,000	5,750,000	5,500,000	0	(351,000)	7,750,000	7,149,000	(219,425)	(160,937)
Kambalda Workers Accom - Additional	000CFBM8GK	0	500,000	500,000	(22,202)	0	477,798	500,000	(6,784)	0
Goodenia Court Units	000CFBM8GK	0	1,000,000	1,000,000	(18,914)	0	981,086	1,000,000	(13,567)	0
Kambalda Workers Accom - 120 Person	000CFBM8GK	0	2,500,000	0	0	0	2,500,000	0	0	0
Community amenities										
Coolgardie Class 3 Waste Facility	0+00F9PQZ1	3,416,000	0	0	(590,000)	(708,000)	2,826,000	2,708,000	(116,454)	(94,008)
Tyre Shredder	TBA	0	0	1,000,000	0	(119,000)	0	881,000	0	(19,437)
Sewerage Facility	TBA	0	0	1,600,000	0	0	0	1,600,000	0	0
Recreation and culture										
Coolgardie Aquatic Facilities	112	87,929	0	0	(88,633)	(32,709)	(704)	55,220	(4,089)	(1,915)
Kambalda Aquatic Facilities	114	1,376,128	0	0	(1,385,953)	(255,275)	(9,825)	1,120,853	(53,943)	(46,617)
Kambalda Aquatic Facilities	116	487,532	0	0	(490,868)	(87,745)	(3,336)	399,787	(17,820)	(16,023)
CBA - WATC Refinanced Loans		0	2,350,000	0	(189,367)	0	2,160,633	0	0	0
Transport										
Kambalda Aerodrome Refurbishment	0Q03FE7C26	0	1,000,000	1,000,000	(170,000)	(204,000)	830,000	796,000	(32,773)	(28,102)
Kambalda Aerodrome Upgrade	TBA	0	0	3,100,000	0	0	0	3,100,000	0	0
Economic services										
Coolgardie Post Office	113	358,188	0	0	(361,199)	(66,445)	(3,011)	291,743	(17,666)	(12,134)
Total		7,725,777	13,100,000	13,700,000	(3,317,136)	(1,824,174)	17,508,641	19,601,603	(482,521)	(379,173)
Current borrowings		1,824,174					532,469			
Non-current borrowings		5,901,603					16,976,172			
		7,725,777					17,508,641			

All debenture repayments were financed by general purpose revenue.

The Shire has no unspent debenture funds as at 30th June 2022, nor is it expected to have unspent funds as at 30th June 2023.

KEY INFORMATION

Borrowing costs are recognised as an expense when incurred except where they are directly attributable to the acquisition, construction or production of a qualifying asset. Where this is the case, they are capitalised as part of the cost of the particular asset until such time as the asset is substantially ready for its intended use or sale.

Fair values of borrowings are not materially different to their carrying amounts, since the interest payable on those borrowings is either close to current market rates or the borrowings are of a short term nature. Non-current borrowings fair values are based on discounted cash flows using a current borrowing rate.

**NOTES TO THE STATEMENT OF FINANCIAL ACTIVITY
FOR THE PERIOD ENDED 31 MAY 2023**

FINANCING ACTIVITIES

NOTE 9

LEASE LIABILITIES

Movement in carrying amounts

Information on leases		1 July 2022	New Leases		Principal Repayments		Principal Outstanding		Interest Repayments	
			Actual	Budget	Actual	Budget	Actual	Budget	Actual	Budget
Particulars	Lease No.	\$	\$	\$	\$	\$	\$	\$	\$	\$
Recreation and culture										
Kambalda Gym Equipment	1234-001	128,934	0	0	(1,854)	(24,873)	127,080	104,061	(7,743)	(7,877)
Transport										
P351 Hino 700 Series	6320171	132,915	0	0	(22,350)	(23,597)	110,565	109,318	(2,884)	(3,068)
P355 Hino 500 Series	6344997	114,540	0	0	(14,653)	(15,723)	99,887	98,817	(2,529)	(2,697)
P358 Hino 500 Series	6374551	106,552	0	0	(15,485)	(18,254)	91,067	88,298	(2,340)	(2,467)
P382 Caterpillar 962M Wheel Loader	01052022-YG	361,545	0	0	(65,868)	(65,599)	295,677	295,946	(21,808)	(22,077)
P383 Caterpillar 826K Compactor	01052022-YG	593,694	0	0	(108,549)	(107,693)	485,145	486,001	(37,285)	(36,254)
P387 Caterpillar D10T Dozer		0	278,804	0	(47,651)	0	231,153	0	(15,027)	0
Other property and services										
BENQ Whiteboards	2073290	6,635	0	0	(6,635)	(6,635)	0	0	(49)	(49)
BENQ Whiteboards		0	34,823	0	(4,185)	0	30,638	0	(1,022)	0
Total		1,444,815	313,627	0	(287,230)	(262,374)	1,471,212	1,182,441	(90,687)	(74,489)
Current lease liabilities		263,357					41,195			
Non-current lease liabilities		1,179,390					1,427,949			
		1,442,747					1,469,144			

All lease repayments were financed by general purpose revenue.

KEY INFORMATION

At inception of a contract, the Shire assesses if the contract contains or is a lease. A contract is or contains a lease, if the contract conveys the right to control the use of an identified asset for a period of time in exchange for consideration. At the commencement date, a right of use asset is recognised at cost and lease liability at the present value of the lease payments that are not paid at that date. The lease payments are discounted using that date. The lease payments are discounted using the interest rate implicit in the lease, if that rate can be readily determined. If that rate cannot be readily determined, the Shire uses its incremental borrowing rate.

All contracts classified as short-term leases (i.e. a lease with a remaining term of 12 months or less) and leases of low value assets are recognised as an operating expense on a straight-line basis over the term of the lease.

NOTES TO THE STATEMENT OF FINANCIAL ACTIVITY
FOR THE PERIOD ENDED 31 MAY 2023

OPERATING ACTIVITIES

NOTE 1

RESERVE ACCOUNT

Reserve accounts

Reserve name	Opening Balance	Budget Interest Earned	Actual Interest Earned	Budget Transfers In (+)	Actual Transfers In (+)	Budget Transfers Out (-)	Actual Transfers Out (-)	Budget Closing Balance	Actual YTD Closing Balance
	\$	\$	\$	\$	\$	\$	\$	\$	\$
Restricted by Council									
Plant & Equipment	70,950	174	0	0	0	0	0	71,124	70,950
Sewerage	55,103	146	0	40,000	0	(40,000)	0	55,249	55,103
Infrastructure Renewal	81,815	227	0	0	0	(80,000)	0	2,042	81,815
Aged Accommodation	30,005	79	0	0	0	0	0	30,084	30,005
	237,873	626	0	40,000	0	(120,000)	0	158,499	237,873

NOTES TO THE STATEMENT OF FINANCIAL ACTIVITY
FOR THE PERIOD ENDED 31 MAY 2023

OPERATING ACTIVITIES
NOTE 11
OTHER CURRENT LIABILITIES

	Note	Opening Balance 1 July 2022	Liability transferred from/(to) non current	Liability Increase	Liability Reduction	Closing Balance 31 May 2023
Other current liabilities		\$		\$	\$	\$
Other liabilities						
- Capital grant/contribution liabilities		791,498	0	0	(98,577)	692,921
Total other liabilities		791,498	0	0	(98,577)	692,921
Employee Related Provisions						
Annual leave		244,509	0	0	0	244,509
Long service leave		112,844	0	0	0	112,844
Total Employee Related Provisions		357,353	0	0	0	357,353
Total other current assets		1,148,851	0	0	(98,577)	1,050,274

Amounts shown above include GST (where applicable)

A breakdown of contract liabilities and associated movements is provided on the following pages at Note 13

KEY INFORMATION

Provisions

Provisions are recognised when the Shire has a present legal or constructive obligation, as a result of past events, for which it is probable that an outflow of economic benefits will result and that outflow can be reliably measured. Provisions are measured using the best estimate of the amounts required to settle the obligation at the end of the reporting period.

Employee Related Provisions

Short-term employee benefits

Provision is made for the Shire's obligations for short-term employee benefits. Short-term employee benefits are benefits (other than termination benefits) that are expected to be settled wholly before 12 months after the end of the annual reporting period in which the employees render the related service, including wages, salaries and sick leave. Short-term employee benefits are measured at the (undiscounted) amounts expected to be paid when the obligation is settled.

The Shire's obligations for short-term employee benefits such as wages, salaries and sick leave are recognised as a part of current trade and other payables in the calculation of net current assets.

Other long-term employee benefits

The Shire's obligations for employees' annual leave and long service leave entitlements are recognised as employee related provisions in the statement of financial position.

Long-term employee benefits are measured at the present value of the expected future payments to be made to employees. Expected future payments incorporate anticipated future wage and salary levels, durations of service and employee departures and are discounted at rates determined by reference to market yields at the end of the reporting period on government bonds that have maturity dates that approximate the terms of the obligations. Any remeasurements for changes in assumptions of obligations for other long-term employee benefits are recognised in profit or loss in the periods in which the changes occur. The Shire's obligations for long-term employee benefits are presented as non-current provisions in its statement of financial position, except where the Shire does not have an unconditional right to defer settlement for at least 12 months after the end of the reporting period, in which case the obligations are presented as current provisions.

Contract liabilities

An entity's obligation to transfer goods or services to a customer for which the entity has received consideration (or the amount is due) from the customer.

Capital grant/contribution liabilities

Grants to acquire or construct recognisable non-financial assets to identified specifications be constructed to be controlled by the Shire are recognised as a liability until such time as the Shire satisfies its obligations under the agreement.

NOTES TO THE STATEMENT OF FINANCIAL ACTIVITY
FOR THE PERIOD ENDED 31 MAY 2023

NOTE 12

OPERATING GRANTS, SUBSIDIES AND CONTRIBUTIONS

Provider	Unspent operating grant, subsidies and contributions liability					Operating grants, subsidies and contributions revenue		
	Liability	Increase in Liability	Decrease in Liability	Liability	Current Liability	Amended Budget Revenue	YTD Budget	YTD Revenue
	1 July 2022		(As revenue)	31 May 2023	31 May 2023			Actual
	\$	\$	\$	\$	\$	\$	\$	\$
Operating grants and subsidies								
General purpose funding								
Financial Assistance Grant - General Purpose	0	0	0	0	0	473,993	198,993	198,993
Law, order, public safety								
DFES Operating	0	0	0	0	0	0	0	1,413
DFES Operating	0	0	0	0	0	14,730	14,730	10,859
Health								
WA Health - Suicide Prevention	100,000	0	0	100,000	0	100,000	100,000	0
Education and welfare								
Kambalda CRC	3,000	0	(3,000)	0	0	110,919	101,676	120,833
Kambalda - Centrelink Access Point	0	0	0	0	0	8,640	8,640	7,920
Coolgadi CRC	3,000	0	(3,000)	0	0	0	0	0
Coolgadi CRC	0	0	0	0	0	106,333	97,472	116,087
Recreation and culture								
Purple Bench	0	0	0	0	0	0	0	273
Good Things Foundation	0	0	0	0	0	0	0	2,000
Transport								
Main Roads - Direct Grant	0	0	0	0	0	145,836	145,836	145,836
Financial Assistance Grant - Roads	0	0	0	0	0	396,535	131,535	131,534
Economic services								
Cashless Card Scheme	0	0	0	0	0	197,599	197,599	327,687
CDC Support Hub	291,496	0	(32,692)	258,804	0	336,414	300,429	254,555
	397,496	0	(38,692)	358,804	0	1,890,999	1,296,910	1,317,990
Operating contributions								
Governance								
Donations	0	0	0	0	0	2,000	1,500	0
Records Facility finalisation	0	0	0	0	0	0	0	3,945
General purpose funding								
Northern Star Lease	0	0	0	0	0	0	0	246,868
Health								
Goldfields - Counselling Services	25,000	0	0	25,000	0	25,000	25,000	22,917
Education and welfare								
Goldfields - Meals on Wheels	75,000	0	0	75,000	0	75,000	62,500	73,295
Transport								
Mining Funded Road Projects	0	0	0	0	0	700,000	700,000	0
Mining Funded Road Projects	0	0	0	0	0	0	0	4,464
Haulage Campaign	196,004	0	(125,469)	70,535	0	596,004	575,171	287,246
Economic services								
Donations	0	0	0	0	0	1,500	1,500	2,302
Other property and services								
Employee Subsidies	0	0	0	0	0	0	0	20,000
	296,004	0	(125,469)	170,535	0	1,399,504	1,365,671	661,037
TOTALS	693,500	0	(164,161)	529,339	0	3,290,503	2,662,581	1,979,027

NOTES TO THE STATEMENT OF FINANCIAL ACTIVITY
FOR THE PERIOD ENDED 31 MAY 2023

NOTE 13
NON-OPERATING GRANTS, SUBSIDIES AND CONTRIBUTIONS

Provider	Capital grant/contribution liabilities					Non operating grants, subsidies and contributions revenue		
	Liability 1 July 2022	Increase in Liability	Decrease in Liability (As revenue)	Liability 31 May 2023	Current Liability 31 May 2023	Amended Budget Revenue	YTD Budget	YTD Revenue Actual
	\$	\$	\$	\$	\$	\$	\$	\$
Non-operating grants and subsidies								
Community amenities								
Waste Sorting Facility	0	0	0	0	0	0	0	0
Transport								
Bayley Street Upgrade (State)	0	0	0	0	0	0	0	0
Bayley Street Upgrade (Commonwealth)	0	0	0	0	0	917,000	0	0
Department of Infrastructure & Communities - 2021/22 Stage 1	0	0	0	0	0	36,400	36,400	36,400
Department of Infrastructure & Communities - 2021/22 Stage 2	0	0	0	0	0	33,215	33,215	0
Department of Infrastructure & Communities - 2021/22 Stage 3	0	0	0	0	0	182,000	182,000	0
Department of Infrastructure & Communities - 2022/23 Stage 3	0	0	0	0	0	364,001	0	0
Kurrawang - Sharpe Road	0	0	0	0	0	300,000	0	0
Regional Road Group	0	0	0	0	0	600,000	600,000	600,000
Roads to Recovery	0	0	0	0	0	327,184	327,184	327,184
Kambalda Aerodrome Upgrade	0	0	0	0	0	0	0	0
Economic services								
Post Office - Lotterywest	0	0	0	0	0	52,976	52,976	0
Post Office - RED	0	0	0	0	0	10,000	10,000	0
Post Office - Heritage Council	0	0	0	0	0	11,259	11,259	11,259
Post Office - Building Better Regions	0	0	0	0	0	289,009	289,009	0
Widgiemooltha Dam	0	0	0	0	0	0	0	0
	0	0	0	0	0	3,123,044	1,542,043	974,843

**NOTES TO THE STATEMENT OF FINANCIAL ACTIVITY
FOR THE PERIOD ENDED 31 MAY 2023**

**NOTE 14
BUDGET AMENDMENTS**

Amendments to original budget since budget adoption. Surplus/(Deficit)

GL Code	Description	Council Resolution	Classification	Non Cash Adjustment	Increase in Available Cash	Decrease in Available Cash	Amended Budget Running Balance
				\$	\$	\$	\$
	Budget adoption						(599,236)
	Actual Opening Surplus per audited financial report	#28/2023			(364,054)		(963,290)
030175	Interim Rates	#28/2023	Operating Income			(300,000)	(1,263,290)
030275	Grants Commission - General Purpose	#28/2023	Operating Income		83,662		(1,179,628)
030279	Other General Purpose Funding	#28/2023	Operating Income			(210,000)	(1,389,628)
030279	Other General Purpose Funding	#28/2023	Operating Income		18,172		(1,371,456)
030279	Other General Purpose Funding	#28/2023	Operating Income		87,788		(1,283,668)
030279	Other General Purpose Funding	#28/2023	Operating Income			(230,033)	(1,513,701)
140780	Fuel Tax Credits	#28/2023	Operating Income			(8,000)	(1,521,701)
040100	Elected Members	#28/2023	Operating Expenditure		20,866		(1,500,835)
050208	Animal Control Coolgardie	#28/2023	Operating Expenditure			(2,000)	(1,502,835)
050209	Animal Control Kambalda	#28/2023	Operating Expenditure			(2,000)	(1,504,835)
050312	EMERGENCY SERVICES	#28/2023	Operating Expenditure		35,000		(1,469,835)
070180	Health & Wellbeing - Grants & Contributions	#28/2023	Operating Expenditure		25,000		(1,444,835)
070509	MOSQUITO & OTHER PEST CONTROL	#28/2023	Operating Expenditure		4,000		(1,440,835)
080474	Seniors Funding	#28/2023	Operating Expenditure		25,000		(1,415,835)
093100	Workers Accommodation Camp Rental	#285/2022	Operating Income		335,185		(1,080,650)
093100	Workers Accommodation Camp Rental	#287/2022	Operating Income		300,000		(780,650)
093100	Workers Accommodation Camp Rental	#28/2023	Operating Income			(656,530)	(1,437,180)
093209	Electricity	#285/2022	Operating Income		60,000		(1,377,180)
093211	Water	#285/2022	Operating Income			(20,000)	(1,397,180)
093220	Leasing Costs	#285/2022	Operating Income		300,000		(1,097,180)
093260	ACCOMMODATION MANAGEMENT	#285/2023	Operating Income		300,000		(797,180)
100175	Kambalda Waste - Other	#28/2023	Operating Income		300,000		(497,180)
100176	Income Coolgardie Tip	#28/2023	Operating Income		150,000		(347,180)
100183	Coolgardie Waste - Tyres	#28/2023	Operating Income		200,000		(147,180)
100184	Coolgardie Waste - Asbestos	#28/2023	Operating Income		100,000		(47,180)
100185	Coolgardie Waste - Contaminated	#28/2023	Operating Income		100,000		52,820
100186	Coolgardie Waste - Class 2	#28/2023	Operating Income		100,000		152,820
100187	Coolgardie Waste - Class 3	#28/2023	Operating Income			(1,350,000)	(1,197,180)
100276	Grant Income - Sanitation	#28/2023	Capital Income			(4,000,000)	(5,197,180)
100108	Refuse Sites	#28/2023	Operating Expenditure		70,000		(5,127,180)
100308	Coolgardie Sewerage	#28/2023	Operating Expenditure		35,000		(5,092,180)
100408	Drainage (Urban)	#28/2023	Operating Expenditure			(20,000)	(5,112,180)
110508	Parks and Gardens Coolgardie	#28/2023	Operating Expenditure			(3,000)	(5,115,180)
110515	Parks and Reserves Kambalda West	#28/2023	Operating Expenditure			(2,500)	(5,117,680)
110516	Parks and Reserves East Kambalda	#28/2023	Operating Expenditure		5,000		(5,112,680)
110612	Skate Parks	#28/2023	Operating Expenditure		10,000		(5,102,680)
110901	INCOME KAMBALDA RECREATION CENTRE	#28/2023	Operating Expenditure		60,000		(5,042,680)

**NOTES TO THE STATEMENT OF FINANCIAL ACTIVITY
FOR THE PERIOD ENDED 31 MAY 2023**

**NOTE 14
BUDGET AMENDMENTS**

Amendments to original budget since budget adoption. Surplus/(Deficit)

GL Code	Description	Council Resolution	Classification	Non Cash Adjustment	Increase in Available Cash	Decrease in Available Cash	Amended Budget Running Balance
				\$	\$	\$	\$
110902	INCOME KAMBALDA GYM	#28/2023	Operating Income		50,000		(4,992,680)
110903	KAMBALDA RECREATION CENTRE - MISC INCOME	#28/2023	Operating Income		35,000		(4,957,680)
120204	Income Roads - Contributions	#28/2023	Operating Income			(700,000)	(5,657,680)
120206	Main Roads Direct Grant	#28/2023	Operating Income		8,836		(5,648,844)
120112	Capital Road Funding - State	#28/2023	Capital Income			(883,000)	(6,531,844)
120113	Capital Road Funding - Commonwealth	#28/2023	Capital Income			(1,581,001)	(8,112,845)
120220	Grants Commission - Roads Component	#28/2023	Operating Income		72,794		(8,040,051)
120210	Routine Road Maintenance	#28/2023	Operating Expenditure			(95,000)	(8,135,051)
120215	Streets Own Resource	#28/2023	Operating Expenditure			(20,000)	(8,155,051)
120221	Streets - not R2R own resources	#28/2023	Operating Expenditure			(12,000)	(8,167,051)
120775	Airport Landing Fees	#28/2023	Capital Income			(450,000)	(8,617,051)
120780	Aerodrome Capital Funding	#28/2023	Capital Income			(3,715,000)	(12,332,051)
120709	Relating to Aerodromes	#28/2023	Capital Income		200,000		(12,132,051)
130210	LOOK OUT AND INFORMATION BAYS	#28/2023	Operating Expenditure		2,500		(12,129,551)
130730	Cashless Card Income	#28/2023	Operating Income		67,599		(12,061,952)
130735	Income - CDC Support Hub	#28/2023	Operating Income			(95,404)	(12,157,356)
130640	CDC Support Hub	#28/2023	Operating Expenditure		95,404		(12,061,952)
130674	INCOME - RELATING TO ECONOMIC SERVICES	#28/2023	Capital Income			(400,000)	(12,461,952)
140174	Private Works Income	#28/2023	Operating Income			(200,000)	(12,661,952)
040200	Finance/Administration and Associated Costs	#28/2023	Operating Expenditure			(68,928)	(12,730,880)
040204	IT and associated costs	#28/2023	Operating Expenditure		70,000		(12,660,880)
140308	FUEL & OILS	#28/2023	Operating Expenditure			(75,000)	(12,735,880)
040271	SALE OF CDO'S (LEHMAN)	#28/2023	Operating Expenditure		114,270		(12,621,610)
C13097	Housing & Workers Accommodation	#285/2022	Capital Expenditure			(635,185)	(13,256,795)
C11153	Ccrf - Kitchen	#28/2023	Capital Expenditure		10,000		(13,246,795)
C13091	Coolgardie Recreation Centre - Stadium Entrance Shelters	#28/2023	Capital Expenditure		25,000		(13,221,795)
C13113	Kurrawang Administration Office	#28/2023	Capital Expenditure		210,000		(13,011,795)
C13120	Lot 2435 On Deposited Plan 107089 (Gnarlbine Road)	#28/2023	Capital Expenditure			(72,833)	(13,084,678)
C13121	Kambalada Workers Accommodation - Additional Units	#268/2022	Capital Expenditure			(500,000)	(13,584,678)
C13122	11 Goodenia Court - Construction Of 3 Units	#267/2022	Capital Expenditure			(75,000)	(13,659,678)
C13126	Kambalada Workers Accommodation - 100 Person Camp	#28/2023	Capital Expenditure			(1,750,000)	(15,409,678)
C12026	Works Supervisor Vehicle	#28/2023	Capital Expenditure			(8,094)	(15,417,772)
R052	Jaurdi Hills Road	#28/2023	Capital Expenditure		80,000		(15,337,772)
R153	Bayley Street	#28/2023	Capital Expenditure		1,800,000		(13,537,772)
R156	Carins Road Construct	#28/2023	Capital Expenditure			(324,636)	(13,862,411)
RTR002	Rtr - Coolgardie North Road	#28/2023	Capital Expenditure		81,796		(13,780,615)
RTR005	Rtr - Victoria Rock Road	#28/2023	Capital Expenditure		81,796		(13,698,819)
RTR052	Roads To Recovery - Jaurdi Hills Road	#28/2023	Capital Expenditure		81,796		(13,617,023)
RTR155	Cave Hill Road	#28/2023	Capital Expenditure		81,796		(13,535,227)
MF002A	Mining Funded - Coolgardie North / Sands Rd Intersection	#28/2023	Capital Expenditure		400,000		(13,135,227)

**NOTES TO THE STATEMENT OF FINANCIAL ACTIVITY
FOR THE PERIOD ENDED 31 MAY 2023**

**NOTE 14
BUDGET AMENDMENTS**

Amendments to original budget since budget adoption. Surplus/(Deficit)

GL Code	Description	Council Resolution	Classification	Non Cash Adjustment	Increase in Available Cash	Decrease in Available Cash	Amended Budget Running Balance
				\$	\$	\$	\$
MF038	Mining Funded - Gnarlbine Road	#28/2023	Capital Expenditure			(500,000)	(13,635,227)
MF156	Mining Funded - Carins Road	#28/2023	Capital Expenditure		400,000		(13,235,227)
MF53	Ladyloch Road Intersection	#28/2023	Capital Expenditure		380,000		(12,855,227)
R018	Sharp Road (Kurrawang)	#28/2023	Capital Expenditure		300,000		(12,555,227)
C13082	Standpipe	#287/2022	Capital Expenditure			(30,000)	(12,585,227)
C13123	Lions Park Upgrade - Soft Fall & 0-6 Year Old Play Space	#287/2022	Capital Expenditure			(220,000)	(12,805,227)
C13124	Coolgardie Rsl - Installation Of Synthetic Turf	#287/2022	Capital Expenditure			(30,000)	(12,835,227)
C13112	Kambalda Aerodrome - Concrete Pathways	#28/2023	Capital Expenditure			(20,784)	(12,856,010)
C13125	Kambalda West Community Garden	#287/2022	Capital Expenditure			(50,000)	(12,906,010)
C13110	Ups Solar Powered System	#28/2023	Capital Expenditure			(44,765)	(12,950,775)
C12901	Kambalda Airport Development	#28/2023	Capital Expenditure		265,000		(12,685,775)
C13108	Kambalda Aerodrome Runway Upgrade	#28/2023	Capital Expenditure		6,550,000		(6,135,775)
RS005	Coolgardie Refuse Site	#28/2023	Capital Expenditure			(75,000)	(6,210,775)
RS008	Waste Sorting Facility	#28/2023	Capital Expenditure		4,000,000		(2,210,775)
C13119	Widgiemooltha Dam	#28/2023	Capital Expenditure		400,000		(1,810,775)
090979	Loan Proceeds - Workers Accommodation Additional Units	#268/2022	Capital Income		500,000		(1,310,775)
090980	Loan Proceeds - Goodenia Court	#267/2022	Capital Income		1,000,000		(310,775)
090981	Loan Proceeds - 100 Person Camp	#28/2023	Capital Income		2,500,000		2,189,225
120777	Loan Proceeds - Kambalda Aerodrome	#28/2023	Capital Income			(3,100,000)	(910,775)
140777	Loan Proceeds - WATC Loan Refinancing	#28/2023	Capital Income		2,350,000		1,439,225
305001	Self Supporting Loans	#28/2023	Capital Income		3,000		1,442,225
160122	Loan 112 - Coolgardie Swimming Pool	#28/2023	Capital Expenditure			(87,929)	1,354,296
161132	Loan 113 - Coolgardie Post Office	#28/2023	Capital Expenditure			(358,188)	996,108
161142	Loan 114 - Kambalda Swimming Pool	#28/2023	Capital Expenditure			(1,376,128)	(380,020)
161162	Loan 116 - Kambalda Swimming Pool No.2	#28/2023	Capital Expenditure			(487,532)	(867,552)
161163	ANZ Loan Facility - Tyre Shredder	#28/2023	Capital Expenditure		119,000		(748,552)
412000	Lease Repayments	#28/2023	Capital Expenditure			(30,684)	(779,236)
120474	Proceeds from Disposal of Light Vehicles	#28/2023	Capital Revenue		26,000		(753,236)
120475	Proceeds from Disposal of Heavy Plant	#28/2023	Capital Revenue		74,000		(679,236)
750000	Transfer from Reserve - Goodenia Court	#267/2022	Capital Income		80,000		(599,236)
				0	24,876,206	(24,876,206)	(599,236)

**NOTES TO THE STATEMENT OF FINANCIAL ACTIVITY
FOR THE PERIOD ENDED 31 MAY 2023**

**NOTE 1!
EXPLANATION OF MATERIAL VARIANCE**

The material variance thresholds are adopted annually by Council as an indicator of whether the actual expenditure or revenue varies from the year to date Actual materially.

The material variance adopted by Council for the 2022-23 year is \$10,000 or 10.00% whichever is the greater.

Nature or type	Var. \$	Var. %		Explanation of variances
	\$	%		
Opening funding surplus / (deficit)	1	(0.00%)	Permanent	Finalisation of 21/22 financial statements
Revenue from operating activities				
Rates	(22,366)	(0.24%)	Permanent	GRV rating for mining camps
Operating grants, subsidies and contributions	(683,554)	(25.67%)	Permanent	Haulage funds & Cashless Card
Fees and charges	(1,636,204)	(18.95%)	Permanent	Class III Facility & Kambalda Aerodrome landing fees
Interest earnings	(20,025)	(40.63%)	Permanent	Less funds invested in term deposits
Other revenue	(768,571)	(35.69%)	Permanent	Post Office insurance reimbursements
Profit on disposal of assets	39,057	305.13%	Permanent	Disposal of asset with zero book value
Expenditure from operating activities				
Employee costs	436,342	7.87%	Permanent	Provision for additional staffing still to be implemented
Materials and contracts	299,443	4.16%	Permanent	Aerodrome Maintenance, Health MOU, Sewerage & Waste Manageme operating costs, Recreation centre maintenance and demolition costs f Nickletown house.
Utility charges	(57,305)	(7.31%)	Permanent	Kambalda Workers Accommodation Facility
Depreciation on non-current assets	28,100	0.62%	Timing	Not Material
Interest expenses	(152,822)	(36.33%)	Permanent	Higher interest rates and new loan & leases
Insurance expenses	30,000	6.84%	Permanent	21/22 Workers Compensation adjustment
Other expenditure	(492,704)	(24.54%)	Permanent	Health Services & Camp Leasing Costs
Loss on disposal of assets	0	0.00%		
Non-cash amounts excluded from operating activities	(67,157)	(1.48%)	Timing	Depreciation & Asset Disposals
Investing activities				
Proceeds from non-operating grants, subsidies and contributions	(567,200)	(36.78%)	Permanent	Grant funding for capital projects 100% funded
Proceeds from disposal of assets	100,405	0.00%	Timing	Proceeds from asset disposals still to be received
Proceeds from financial assets at amortised cost - self supporting loans	0	0.00%		
Payments for financial assets at amortised cost - self supporting loans	0	0.00%		
Payments for property, plant and equipment and infrastructure	4,758,013	26.61%	Permanent	Capital projects budgeted on the basis of 100% funded
Non-cash amounts excluded from investing activities	0	0.00%		
Financing activities				
Proceeds from new debentures	3,250,000	32.99%	Permanent	New borrowings as per Council Resolutions
Transfer from reserves	0	0.00%		
Payments for principal portion of lease liabilities	(172,230)	(149.76%)	Permanent	Additional lease facilities
Repayment of debentures	(417,136)	(14.38%)	Permanent	Repayment of WATC loans & additional loans
Transfer to reserves	0	0.00%		
Closing fundings surplus / (deficit)	3,893,087	93.21%	Permanent	As per the explanations above

Shire of Coolgardie**Management Report for the period ended 31 May 2023****PENDING / OUTSTANDING ITEMS**

Topic	Matter Raised	Date Identified	Explanation	Action Required	Priority	Status	Comment	Projected Completion
Plant Allocations	Excessive amounts of plant costs allocated for the month	May 2023	Plant hours entered into Definitiv as per the odometer reading rather than the actual hours for the plant during the month.	Reverse hours & costs associated with P277.	HIGH	Open	Majority of plant items incorrectly calculated have been reversed by staff and assistance required from IT Vision to rectify the issue with the costs allocated for P277.	June 2023
Payroll Reconciliations	Payroll Suspense account is unreconciled.	November 2022	Payroll suspense is out of balance.	Payroll suspense account needs to be reconciled.	HIGH	Open	Payroll suspense reconciliations now being completed with assistance from IT Vision.	June 2023
Bank Reconciliations	Implementation of Altus bank reconciliation module.	March 2022	Implementation of new module that allows daily bank feeds directly into the software program.	Implementation & training for new Altus system with IT Vision.	HIGH	Open	<p>Training completed in May 2023 and currently in process of processing bank reconciliations in Altus.</p> <p>On track to have all reconciliations for period ended 30 June 2023 completed in the first week of July.</p>	June 2023

ITEMS CLOSED / COMPLETED

Topic	Matter Raised	Date Identified	Explanation	Action Required	Priority	Status	Comment	Projected Completion
Assets	Capitalisation	June 2019	FM Reg 17A(5) requires the capitalisation of assets under \$5,000	All assets under \$5,000 now require to be capitalised	HIGH	Closed / Ongoing	Transactions required to be completed for 18/19 Annual Financial Statements.	Oct 2019
Balance Sheet Reconciliations	Various	May 2019	Not all balance sheet accounts are being regularly reconciled	All balance sheet accounts to be reconciled monthly	MEDIUM	Closed / Ongoing	Balance sheet reconciliations completed every month as part of the normal month end process.	Oct 2019
Asset Reconciliations	Disposals & Acquisitions	August 2019	Disposals and Acquisitions not processed in Synergy	Process asset transactions in Synergy & reconcile back to GL	MEDIUM	Closed / Ongoing	Assets purchased and disposed during the month have not been processed in Synergy.	Oct 2019
Financial Management Review	Various	May 2019	The recently completed FMR highlighted some areas that will require to be addressed.	Implement an Action Plan for addressing the matters raised in the FMR.	HIGH	Closed / Ongoing	Implemented as part of the month end checklist	Dec 2019
Trust	Funds held in trust	June 2019	Position paper released by OAG	Remove any items not required to be held in trust	HIGH	Closed / Ongoing	Funds transferred to Municipal Bank	May 2020
Bank Reconciliations	Reconciliation	April 2019	During the compilation of previous Monthly financial Statements, it was noted that the Municipal bank account did not reconcile.	All bank accounts are to be reconciled at the end of each month with a nil balance	HIGH	Closed / Ongoing	Needs to be monitored closely	May 2020











Topic	Matter Raised	Date Identified	Explanation	Action Required	Priority	Status	Comment	Projected Completion
GRS Facility	Transactions held in Trust	August 2019	All transactions are being maintained as part of the trust module. Refer to recent paper released from OAG on the treatment for accounting for trust funds	Separate accounting module to be maintained for GRS facility transactions	HIGH	Closed / Ongoing	All transactions have been inputted into MYOB and reconciliations completed. All invoicing and payments are processed in MYOB.	July 2020
Debtors	Negative Balances	August 2019	There are still some negative debtors' balances	Investigate the existing negative balances	MEDIUM	Closed / Ongoing	Debtor balances are now much cleaner with only several long outstanding items to be finalised. Balances will be closely monitored to ensure negative balances are minimised.	June 2020
Purchase Orders	Raising purchase order before expenditure is committed	June	During the interim audit sample testing of 10 payment transactions noted an instance where a purchase order was not raised and another instance where a purchase order was raised after the date of the corresponding supplier invoice.	All authorised officers should be reminded of the need to ensure purchase orders are raised prior to the authorising of works/services or ordering of goods.	HIGH	Closed / Ongoing	All staff with delegated authority are aware that purchase orders need to be raised prior to obtaining the good or service. This is an area that has been identified by management previously and is continually being reviewed to ensure compliance with the Shire's Procurement Policy.	July 2020
Revenue Recognition	Revenue not recognised in accordance with new accounting standards	June 2020	AASB 15 Revenue from contracts with customers and AASB 1058 income of not-for-profit entities came into effect for the Shire on 1 July 2019 superseding previous accounting standards.	A detailed revenue recognition assessment of all revenue streams	MEDIUM	Closed / Ongoing	Revenue recognised correctly as at 30 June 2020 in the Annual Financial Report. Revenue recognition for the 2020/21 financial year has also been accounted more in accordance with the accounting standards.	September 2020

Topic	Matter Raised	Date Identified	Explanation	Action Required	Priority	Status	Comment	Projected Completion
Annual Financial Statements	Changes to the Local Government Financial Management Regulations	November 2020	The Local Government (Financial Management) Amendment Regulations 2020 were published in the Government Gazette on 6 November 2020.	Changes to the new regulations need to be included in the 2019/20 Annual Financial Report.	HIGH	Closed / Ongoing	New Financial Management Regulation changes resulted in prior year adjustments required to be implemented in the Annual Financial Report.	Dec 2020
Payroll Reconciliations	Payroll Suspense account is unreconciled	June 2020	Payroll journals are being processed manually and the payroll suspense is out of balance	Firstly, the payroll suspense account needs to be reconciled. Secondly, payroll transactions need to be automatically allocated by the payroll software.	HIGH	Closed / Ongoing	In June 2020 the Shire moved to a new payroll program called Definitiv. Since transferring to this program payroll journals have been processed manually and the payroll suspense has been out of balance as a result. Staff are working with IT Vision to rectify the issue.	April 2021
Asset Useful Lives & Depreciation	Review of current asset useful lives and depreciation rates	March 2020	The OAG paper released on the 2018-19 Audit Results raised the issue of the need to review current asset useful lives and depreciation rates as per AASB 116.	Management required to undertake an annual review of current asset useful lives and depreciation rates.	HIGH	Closed / Ongoing	Staff will undertake a thorough review of the Shire's current asset useful lives and depreciation rates for all asset classes prior to 30 June 2021. The review will be documented, with any suggested changes will be implemented in the 2020/21 financial year.	July 2021
Balance Sheet Reconciliations	Reconciliations	June 2021	Noted that not all balance sheet accounts have been reconciled for the period ending 30 June 2021.	All balance sheet accounts to be reconciled monthly.	HIGH	Closed / Ongoing	A template has been established to assist with the balance sheet reconciliations. This template should be completed each month and reviewed by a second person as part of the month end processes.	September 2021

Topic	Matter Raised	Date Identified	Explanation	Action Required	Priority	Status	Comment	Projected Completion
Payroll Reconciliations	Payroll Suspense account is unreconciled	June 2021	Payroll journals are being processed manually and the payroll suspense is out of balance.	Firstly, the payroll suspense account needs to be reconciled. Secondly, payroll transactions should be automatically allocated by the payroll software.	HIGH	Closed / Ongoing	IT Vision currently working with staff correct the awards & allowances correctly in Definitiv. Additional training is also required to ensure staff have a better understanding of the module.	January 2022
Balance Sheet Reconciliations	Various	April 2022	Not all balance sheet accounts are being regularly reconciled	All balance sheet accounts to be reconciled monthly	MEDIUM	Closed / Ongoing	Balance sheet reconciliations completed every month as part of the normal month end process.	June 2022
Bank Reconciliations	Reconciliation	June 2021	During the compilation of the Monthly financial Statements, it was noted that not all transactions in the Municipal bank account had been reconciled.	All bank accounts are to be reconciled at the end of each month with a nil balance.	HIGH	Closed / Ongoing	Staff working with IT Vision to transfer data over from the manual bank reconciliations to the Altus bank reconciliation module. Transition has been constantly delayed as result of locking in IT Vision to assist with data migration. All reconciliations completed for the 21/22 financial year. Reconciliations now being completed for the current financial year.	October 2022

Topic	Matter Raised	Date Identified	Explanation	Action Required	Priority	Status	Comment	Projected Completion
Payroll Reconciliations	Payroll Suspense account is unreconciled	June 2021	Payroll suspense is out of balance as a result of unprocessed super payments in bank reconciliation.	Payroll suspense account needs to be reconciled.	HIGH	Closed / Ongoing	<p>Payroll suspense account is linked with transactions being processed in bank reconciliations and will be reconciled in conjunction with completion of bank reconciliations.</p> <p>Additional error within Definitiv causing delays in reconciling payroll suspense account after each pay run.</p> <p>IT Vision currently working towards a solution with payroll officer.</p> <p>Superannuation matter resolved and payroll suspense reconciliations now being completed.</p>	November 2022
Bank Reconciliations	Reconciliation	November 2022	Noted that not all transactions in the Municipal bank account had been reconciled.	All bank accounts are to be reconciled at the end of each month with a nil balance.	HIGH	Closed / Ongoing	Reconciliations now being completed for the current financial year.	January 2023



SEA MODEL	SEA-DRIVE® POWER-SYSTEM	GVM	WHEEL BASE	AXLE CONFIG	FRONT AXLE WEIGHT (KG)	FRONT AXLE CAPACITY (KG)	REAR AXLE WEIGHT (KG)	REAR AXLE CAPACITY (KG)	TARE WEIGHT (KG)	PAYLOAD (KG)	MAX BODY LENGTH (MM)	
SEA 300-85 100-10	SEA-DRIVE® 100-10	6,500	3,430	4X2	1,840	3,100	1,166	6,000	3,006	3,494	4,703	 Most Cost Effective power system in the world
SEA 300-85 100-10	SEA-DRIVE® 100-10	6,500	3,870	4X2	1,842	3,100	1,183	6,000	3,025	3,475	5,407	 Lower Maintenance and Operating Costs - no fuel, fewer moving parts
SEA 300-85 100-15	SEA-DRIVE® 100-15	7,995	3,430	4X2	1,847	3,100	1,215	6,000	3,062	4,933	4,703	 24/7 Roadside Assist backed by NTI Truck Assist
SEA 300-85 100-15	SEA-DRIVE® 100-15	7,995	3,870	4X2	1,848	3,100	1,233	6,000	3,081	4,914	5,407	 Zero Emissions - reduce your carbon footprint
SEA 300-85 100-15	SEA-DRIVE® 100-15	8,500	3,430	4X2	1,847	3,100	1,215	6,000	3,062	5,438	4,703	 Exceptional Acceleration and performance
SEA 300-85 100-15	SEA-DRIVE® 100-15	8,500	3,870	4X2	1,848	3,100	1,233	6,000	3,081	5,419	5,407	 Integration with body suppliers - 100% Electric Power to operate ancillaries
SEA 300-85 120-15	SEA-DRIVE® 120-15	7,995	3,870	4X2	2,069	3,100	1,352	6,000	3,421	4,574	5,467	 Driver comfort, Health and Safety - no noise, no fumes, no heat
SEA 300-85 120-15	SEA-DRIVE® 120-15	8,500	3,870	4X2	2,069	3,100	1,352	6,000	3,421	5,079	5,467	 Unique mid-mounted batteries for Safety and Dynamics
SEA-DRIVE®												 Three-phase AC 22kW on board charger - Access the Largest Charging Network in the world
SEA-DRIVE®	CONTINUOUS POWER	MAXIMUM POWER	PEAK SYSTEM EFFICIENCY	MAXIMUM TORQUE	BATTERY CAPACITY	RANGE	CHARGE TIME					
SEA-DRIVE® 100-10	59kW	108kW	95.5%	1,000Nm	100kWh	Up to 250km*	Up to 6 hours, 1.4 hours fast charge					
SEA-DRIVE® 100-15	80kW	125kW	95.5%	1,500Nm	100kWh	Up to 250km*	Up to 6 hours, 1.4 hours fast charge					
SEA-DRIVE® 120-15	80kW	125kW	95%	1,500Nm	138kWh	Up to 300km*	Up to 8 hours, 1.9 hours fast charge					
Standard charging equipment for all SEA-Drive® models features a three-phase 32amp onboard charger with 5 pin plug, charging at up to 22kW/h. Optional DC to DC fast-charging is available.												 Vehicle-to-grid (V2G) capability
Standard warranty 3 years, 150,000kms. 5 year battery warranty.												
24/7 Roadside Assist backed by NTI Truck Assist throughout standard warranty period.												

SEA Electric Pty Ltd

A: 13 Advantage Drive
Dandenong South VIC 3175
Australia

T: +61 3 9706 8489
24/7: 1800 SEA EVS (732 387)
E: apacsales@sea-electric.com



SEA Electric LLC (USA)
LOS ANGELES

SEA Electric Ltd (UK)
LONDON

SEA Electric GmbH (EU)
VIENNA

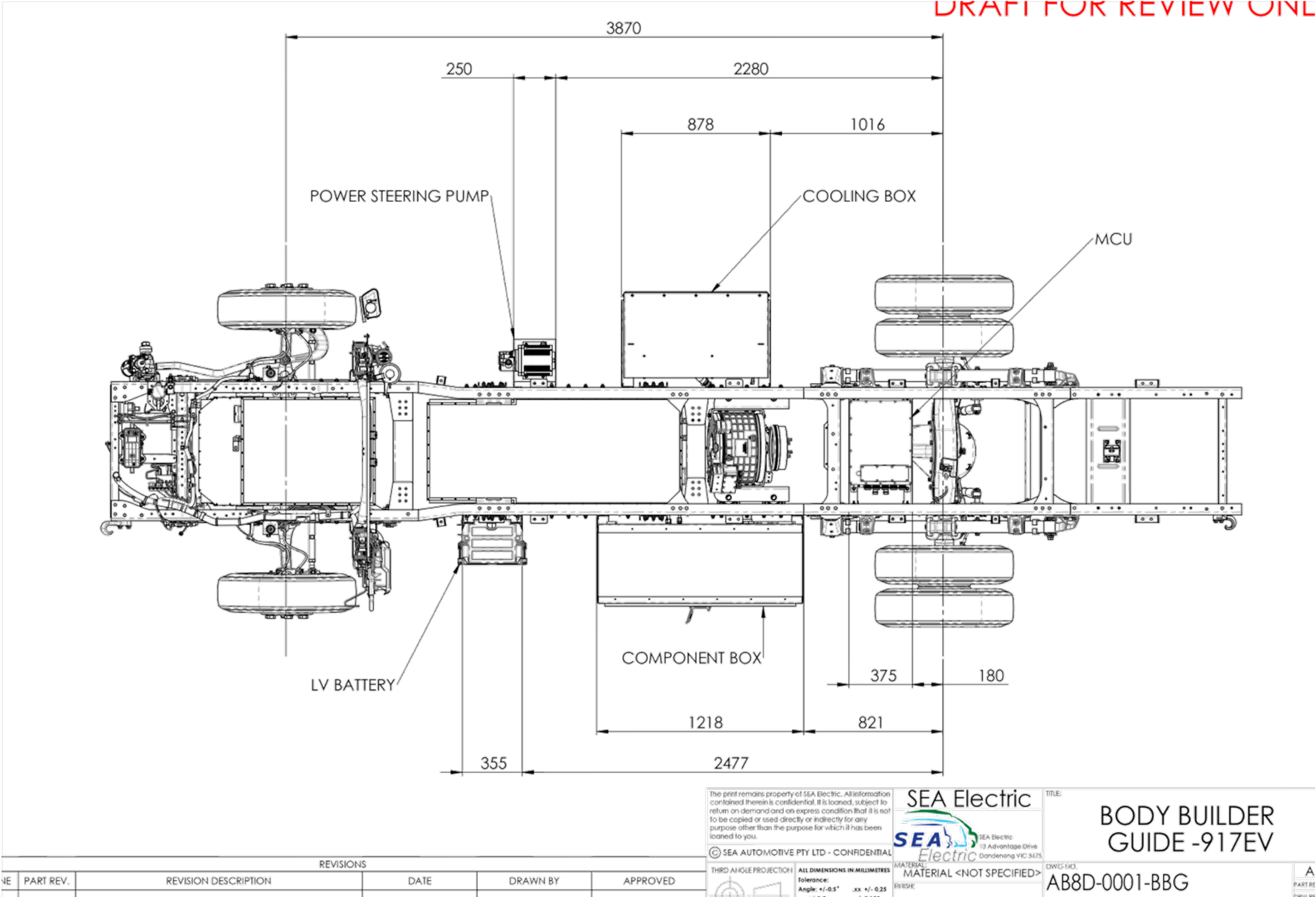
SEA Electric Asia (Thai)
BANGKOK

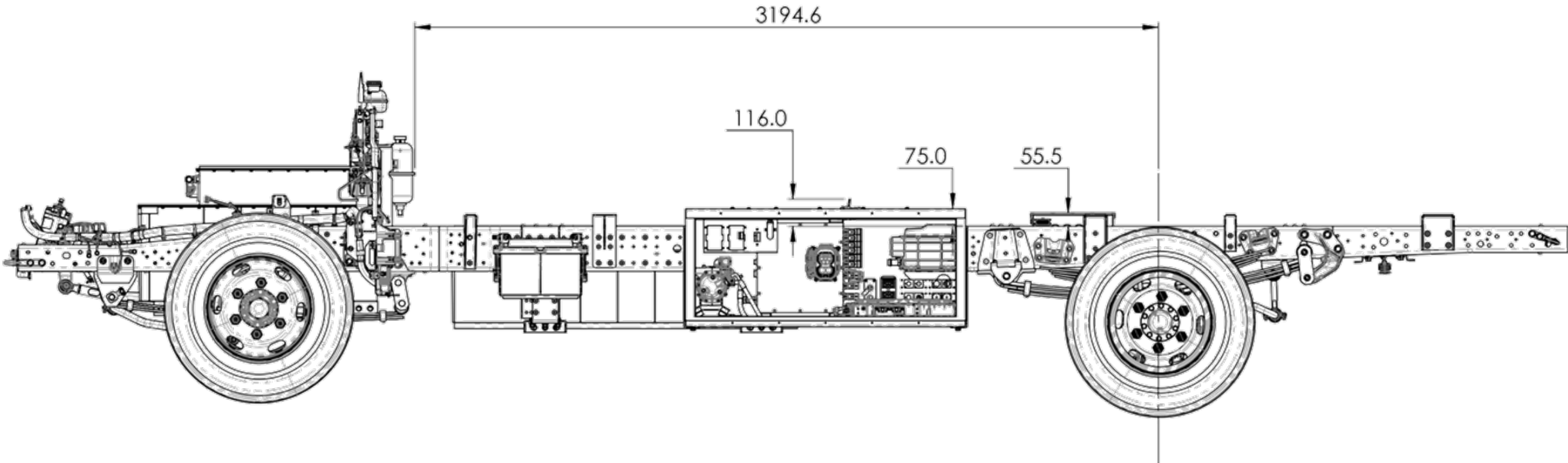
SEA Electric Pty Ltd (Aust)
MELBOURNE

SEA Electric Ltd (NZ)
AUCKLAND

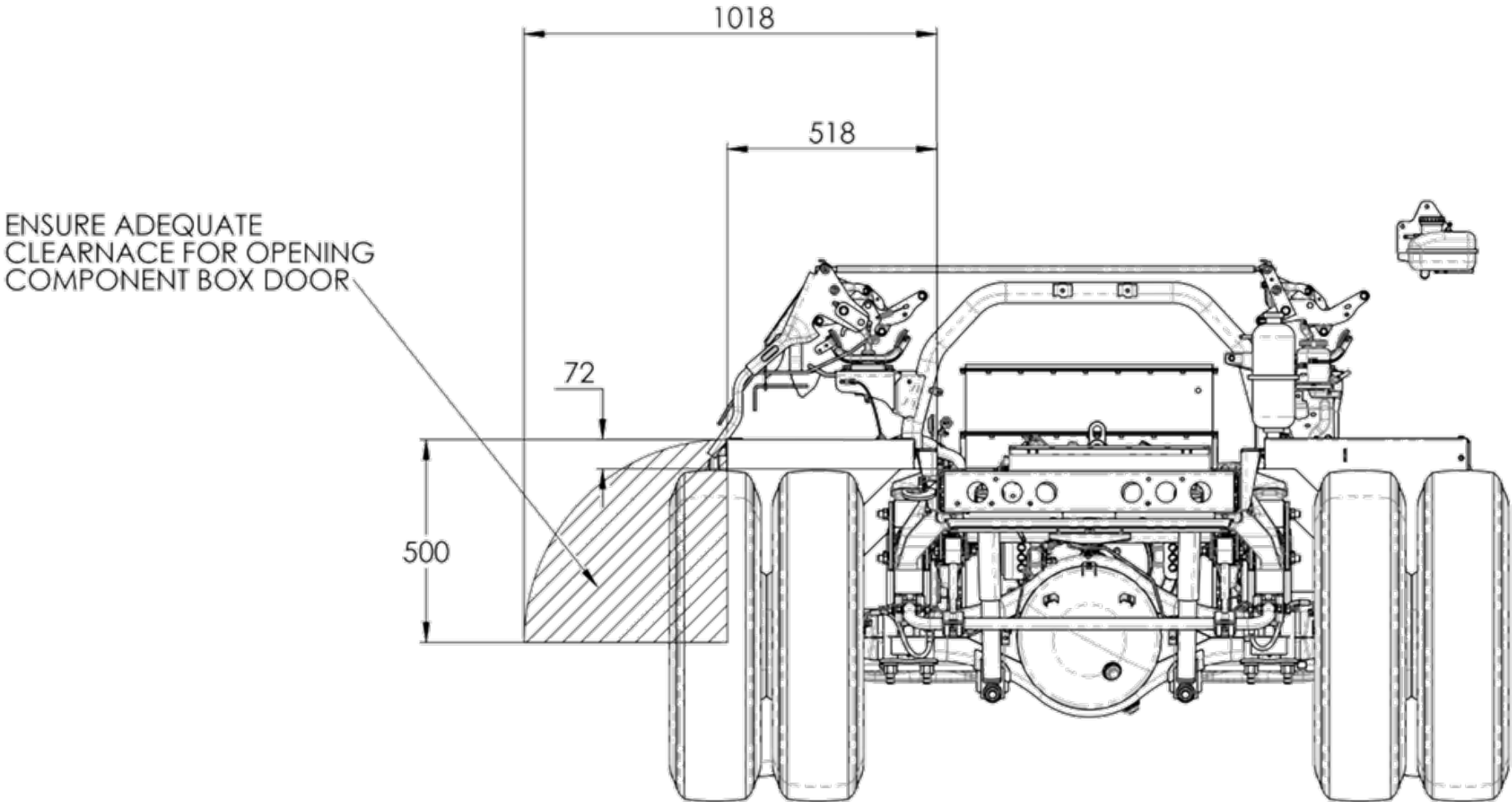
sea-electric.com

*Range figures are intended for comparison purposes only and are based on unladen, cab chassis or van test drive conditions. Actual range achieved will depend upon a number of factors including load and body design, road conditions and topography, regenerative braking configuration and utilisation of electrical






<p>The print remains property of SEA Electric. All information contained therein is confidential. It is loaned, subject to return on demand and on express condition that it is not to be copied or used directly or indirectly for any purpose other than the purpose for which it has been loaned to you.</p>		<p>SEA Electric</p>  <p>SEA Electric 13 Advantage Drive Dandenong VIC 3175</p>		<p>TITLE:</p> <p>BODY BUILDER GUIDE -917EV</p>	
<p>© SEA AUTOMOTIVE PTY LTD - CONFIDENTIAL</p>		<p>MATERIAL:</p> <p>Material <not specified></p>		<p>DWG NO.</p> <p>AB8D-0001-BBG</p>	
<p>THIRD ANGLE PROJECTION</p> 		<p>ALL DIMENSIONS IN MILLIMETRES</p> <p>Tolerance:</p> <p>Angle: $\pm 0.5^\circ$.xx ± 0.25</p>		<p>A</p> <p>PART RE</p>	



<p>The print remains property of SEA Electric. All information contained therein is confidential. It is loaned, subject to return on demand and on express condition that it is not to be copied or used directly or indirectly for any purpose other than the purpose for which it has been loaned to you.</p>		<p>SEA Electric</p> <p>SEA Electric 13 Advantage Drive Bendalong VIC 3175</p>		<p>TITLE:</p> <p>BODY BUILDER GUIDE -917EV</p>	
<p>SEA AUTOMOTIVE PTY LTD - CONFIDENTIAL</p>		<p>MATERIAL:</p> <p>Material <not specified></p>		<p>DWG NO.</p> <p>AB8D-0001-BBG</p>	
<p>THIRD ANGLE PROJECTION</p> <p>ALL DIMENSIONS IN MILLIMETRES</p> <p>Tolerance:</p> <p>Angle: $\pm 0.5^\circ$.XX ± 0.25</p>		<p>DATE:</p>		<p>A</p> <p>PART 11</p>	



Level 2, 159 Adelaide Terrace
East Perth WA 6004, Australia

PO Box 3233
East Perth WA 6892, Australia

T : +61 8 9215 7888

F : +61 8 9215 7889

E : info@focusminerals.com.au

W : www.focusminerals.com.au

27 February 2023

Planning Department
Shire of Coolgardie
Sylvester Street
Coolgardie WA 6429

Attention: Francesca Lefante
By Email: Planning@coolgardie.wa.gov.au

Consent for Small Scale Surface Mining Operations Within Portion of Bonnie Vale Townsite

Focus Minerals Ltd and Focus Operations Pty Ltd (together 'Focus') are currently working towards bringing the Coolgardie Gold Mining Project back into operation. The Three Mile Hill Mill is currently undergoing refurbishment and Focus aim to re-start production sometime mid-2023.

As part of recommencement, significant exploration and resource definition drilling is planned to further explore and define gold mineral resources to extend and improve current life of mine and develop new projects – particularly the Bonnie Vale Project which was historically last mined between late 1800s to early 1900's.

Focus is the registered holder of mining tenement M15/595 which encroaches upon the Bonnie Vale Townsite Reserve and Reserve R 5566 (of purpose Extension of Townsite) (together the **Reserve**). Portions of the previously mined historic Bonnie Vale underground surface infrastructure, including heap leach/vat leach pads (stockpiles), are currently located within the Reserve boundary and M15/595. See attached maps.

In January 1992, Consent to Mine on the Bonnie Vale Townsite Reserve, Racecourse Reserve 9947 and Government Requirements Reserve 17462 was provided by Minister for Mines for M15/595.

Further to current consent letters from the Shire regarding activities within the Townsite Boundary, Reserve 5566 and Reserve 6226, Focus is proposing small scale mining operations of loading and hauling material from the various historical heap leach / vat leaches (stockpiles) and processing this material through our soon to be re-commissioned Three Mile Hill Plant. The goal is to remove these long standing potential environmental hazards and more appropriately encapsulate and remediate this material in our tailings storage facility at Three Mile Hill.

Therefore, Focus wish to seek consent or confirmation of no objection to these proposed small scale surface mining operations within a portion of the Reserve which are proposed ahead of more significant long term underground mining proposed at Bonnie Vale.

The Bonnie Vale underground project will likely progress through to future significant mining operations, including locating additional mine infrastructure across or within the Reserve. These requirements are currently unknown, however, further and better consultation regarding these future mining operations and surface infrastructure will occur once the modelling and indicative preliminary site plans have been developed.

As there is no apparent existing Shire infrastructure located within the proposed activity area within the Reserve (see attached map), Focus does not anticipate any negative impacts and will continue to consult and provide notice with other affected landholders / stakeholders on our activities within the area.

Should you have any further questions or issues in relation to this request, please contact the writer at first instance.

Matthew Burcham

Matt Burcham

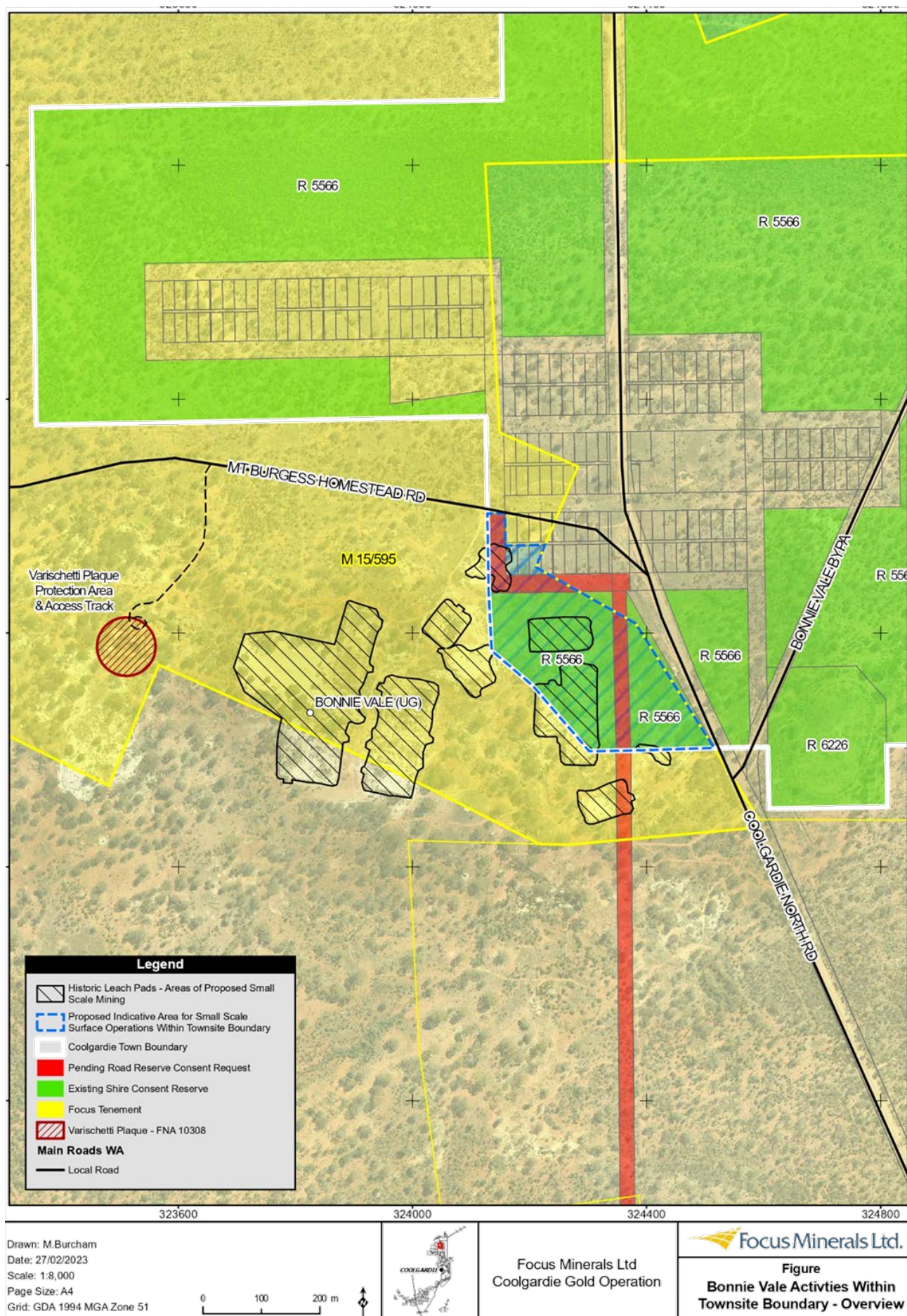
GIS Officer and Tenement Manager

T: +61 8 9215 7888 | D: +61 8 9215 7801 | M: +61 435 368 490

Enclosed: Map – Bonnie Vale Activities Within Townsite Boundary - Overview

Page 1 of 1





From: [Matthew Burcham](#)
 To: [Francesca Lefante](#)
 Subject: RE: Focus Minerals - Bonnie Vale - Haulage - Mt Burgess Homestead Rd
 Date: Tuesday, 30 May 2023 7:44:20 AM
 Attachments: [image002.png](#)
[image003.png](#)
[Bonnie Vale - Haulage - Mt Burgess Homestead Rd - Detail.pdf](#)
[Bonnie Vale - Haulage - Mt Burgess Homestead Rd - Overview.pdf](#)

Hi Francesca,

Just following up on this one and checking if you would have any time to discuss over the phone today / tomorrow as Focus would be keen to understand situation so that if any actions required, these can be prepared and consultation with other stakeholders etc begun.

Mining / Environmental department looking to lodge approvals this week and indication would be appreciated to assist with this process.

Thank you

Regards

Matt Burcham

GIS Officer and Tenement Manager

T: +61 8 9215 7888 | D: +61 8 9215 7801 | M: +61 435 368 490

From: Matthew Burcham <MBurcham@focusminerals.com.au>

Sent: Wednesday, May 17, 2023 11:28 AM

To: Francesca Lefante <Planning@coolgardie.wa.gov.au>

Subject: Focus Minerals - Bonnie Vale - Haulage - Mt Burgess Homestead Rd

Good Morning,

This request is in connection to previous requests regarding small scale surface mining operations within or near the historic Bonnie Vale townsite boundary (27th Feb) and also consent request for activities within two (2) road reserves (no current road constructed or in use – 23rd and 27th Feb) within the surrounding area.

Ahead of more significant long term underground mining proposed at Bonnie Vale (mine designs and plans currently being prepared and will be provided and consulted on in future), Focus is proposing small scale mining operations of loading and hauling material from historical heap leach / vat leaches from historical mining operations and process this material through our soon to be re-commissioned Three Mile Hill Plant. The goal is to remove these long standing potential environmental hazards and more appropriately encapsulate this material in our tailings storage facility at Three Mile Hill.

I believe one of my colleagues has been in contact with the shire about the use of a portion of the eastern end of Mt Burgess Homestead Road where it intersects with Coolgardie North Road for access/hauling purposes during these small scale operations – according to data sources, this road is classified as a public 'Local Road' 'Access Road' that apparently falls within the local shire responsibility and management – see below screen shot from Main Roads

A review of the alignment of this road ahead of seeking mining proposal submissions, particularly within the Bonnie Vale townsite indicates that a portion of road currently passes through 5 free-hold lots and reserves not vested with the shire (see below for details) rather than road reserve parcels of land within the townsite slightly to the north (pink areas) or some other public/crown land type vested with Shire. As a mining tenement owner and operator, Focus will require to demonstrate consent (particularly surface consents from Free-hold owners) to access and operate on this land – therefore to support mining proposal submissions Focus wish to discuss and determine the ownership, management and existing approvals for this current alignment of portion of Mt Burgess Homestead Road alignment. Particularly our questions of:

- Is the Mt Burgess Homestead Road a road that falls under the shires responsibility / management?
 - If so, are you able to provide or confirm that there are relevant consents for the current alignment through these parcels of land that could be confirmed and addressed in a letter of consent to Focus is Shire agreeable for Focus to utilise this road for access / hauling?
- If there is no consents or similar available (and required), if you would be willing discussing with Focus, pending further consents from other stakeholders and reviews of appropriate intersection point etc. potential alternatives to this current alignment of portion of the road into appropriate land parcels?

Happy to discuss and provide any further information.

Kind Regards

Free hold lots affected:

MCKAY, JAMES CHRISTOPHER

Lot 87 on Plan 222090, Volume 00017, Folio 30000

BUDGE, DONALD

Lot 88 on Plan 222090, Volume 00021, Folio 80000

CLARK, ELIZABETH MARTHA

Lot 91 on Plan 222090, Volume 00042, Folio 90001

ALLAH, HEIRY


Lot 92 on Plan 222090, Volume 00031, Folio 70001

WEST AUST LION BREWING & ICE CO LTD


Lot 95 on Plan 222090, Volume 00025, Folio 50000

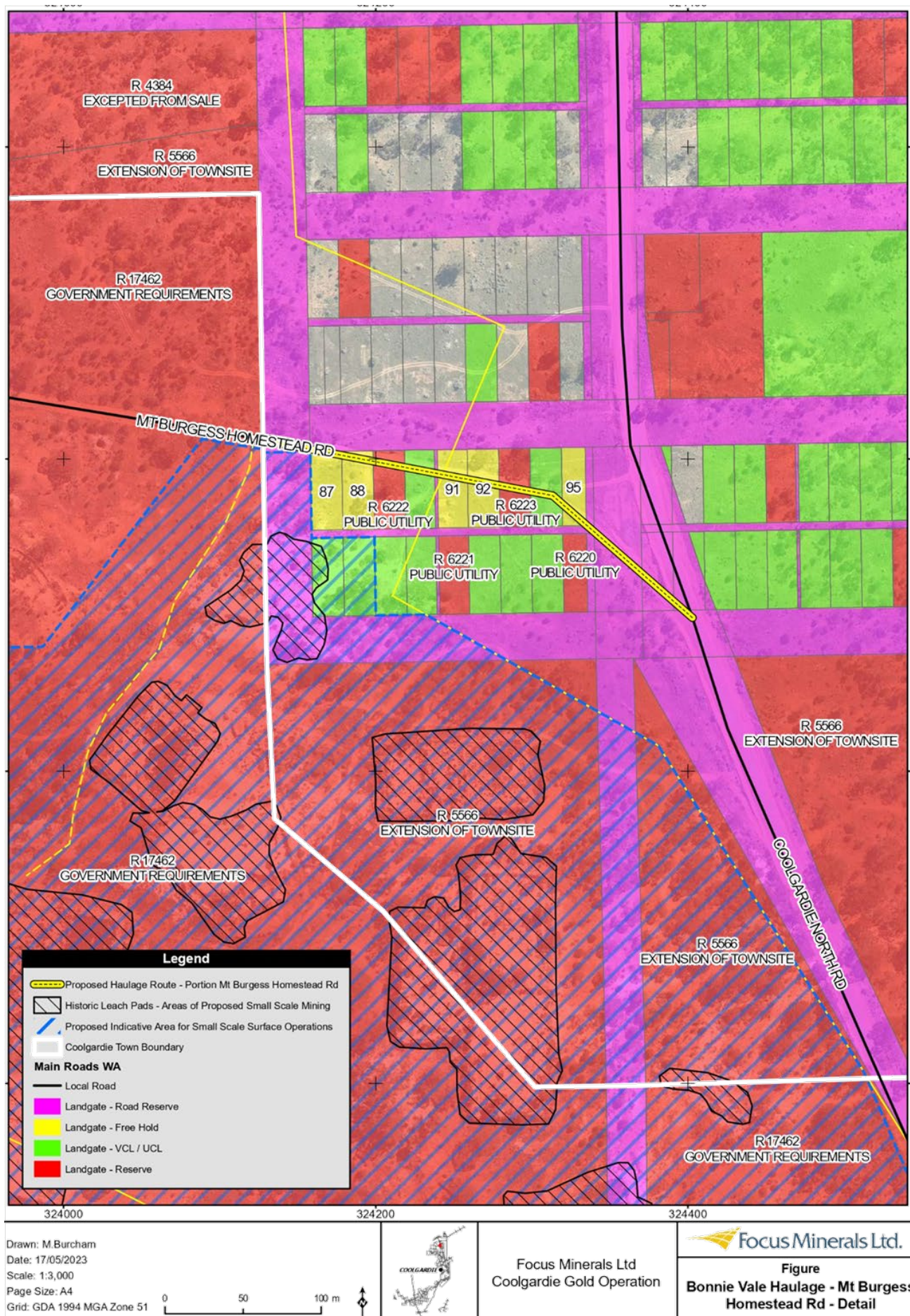
Reserves affected:

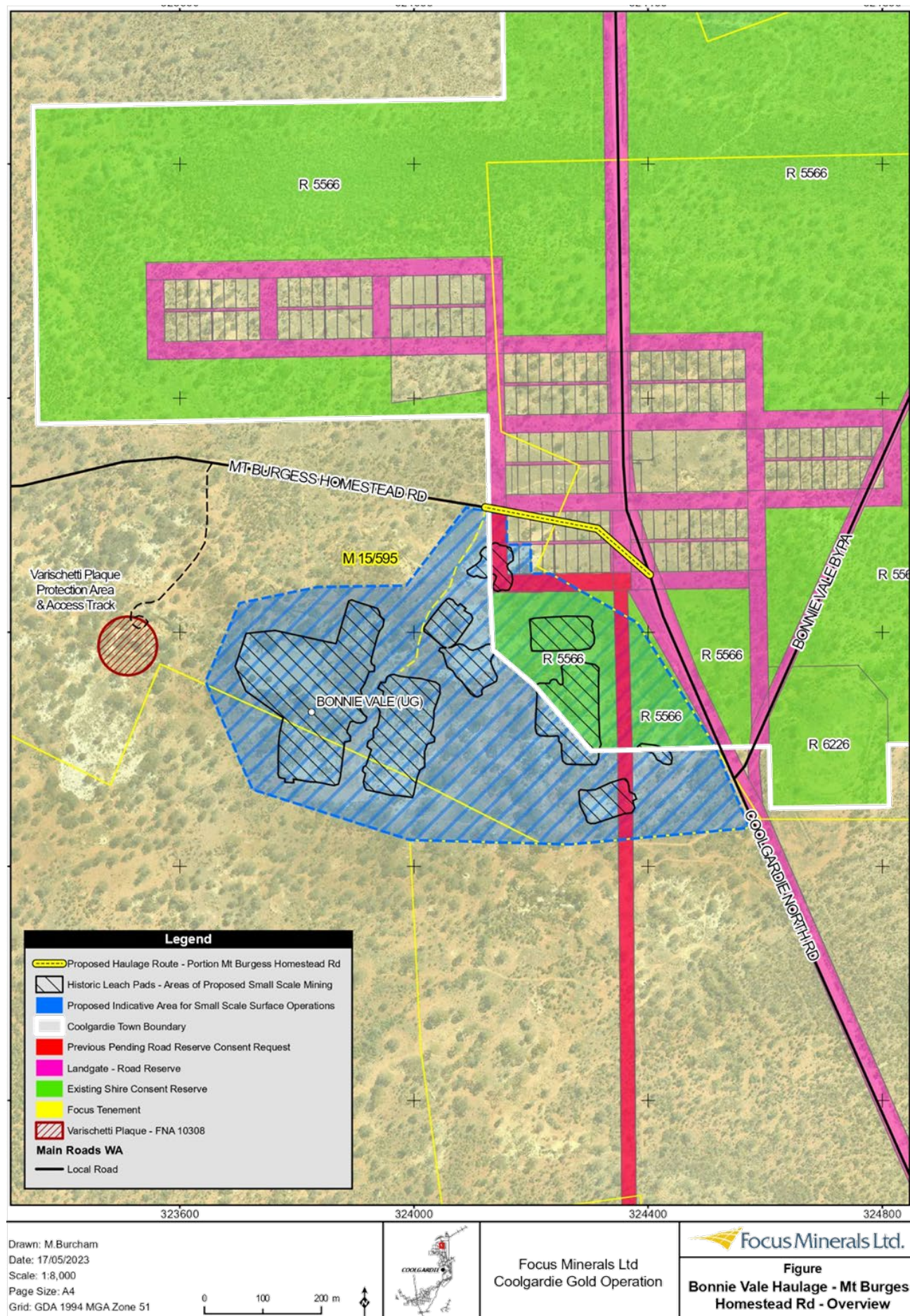
PiParcel	Org_Gaz_Pa	Org_Gazl_D	Reserve_Cl	Current_Pu	LU1	Responsibl
R 6223	3029	14/10/1998	C	PUBLIC UTILITY	GOVERNMENT REQUIREMENTS	DPLH
R 6222	3029	14/10/1998	C	PUBLIC UTILITY	GOVERNMENT REQUIREMENTS	DPLH



Matt Burcham
GIS Officer and Tenement Manager
T: +61 8 9215 7888 | D: +61 8 9215 7801 | M: +61 435 368 490
Focus Minerals Limited
Level 2, 159 Adelaide Terrace
East Perth WA 6004
PO Box 3233, East Perth WA 6892
www.focusminerals.com.au







Drawn: M.Burcham
Date: 17/05/2023
Scale: 1:8,000
Page Size: A4
Grid: GDA 1994 MGA Zone 51

