



AGENDA

Audit Committee Meeting

9 December 2025

4.00pm

**Kambalda Recreation Centre, Barnes Drive,
Kambalda**

DISCLAIMER

Members of the public are advised that Council agendas, recommendations, minutes and resolutions are subject to confirmation by Council and therefore, prior to relying on them, one should refer to the subsequent meeting of Council with respect to their accuracy.

No responsibility whatsoever is implied or accepted by the Shire of Coolgardie for any act, omission or statement or intimation occurring during Council meetings or during formal/informal conversations with staff.

The Shire of Coolgardie disclaims any liability for any loss whatsoever and howsoever caused arising out of reliance by any person or legal entity on any such act, omission or statement or intimation occurring during Council meetings or discussions. Any person or legal entity who acts or fails to act in reliance upon any statement does so at that person's or legal entity's own risk/

Applicants and other interested parties should refrain from taking any action until such time as written advice is received confirming Council's decisions with respect to any particular issue

ACKNOWLEDGEMENT OF COUNTRY

The Shire of Coolgardie acknowledges the Traditional Owners of the land on which we meet and acknowledges their continuing cultural connection to the Land, Waters and Community. We pay our respect to Elders past and present.

Order Of Business

1	Declaration of Opening / Announcement of Visitors	4
2	Record of Attendance / Apologies / Approved Leave of Absence.....	4
3	Declarations of Interest	4
3.1	Declarations of Financial Interests – Local Government Act Section 5.60A	4
3.2	Declarations of Proximity Interests – Local Government Act Section 5.60B.....	4
3.3	Declarations of Impartiality Interests – Shire of Coolgardie Code of Conduct for Council Members, Committee Members and Candidates for Election, Code of Conduct for Employees.....	4
4	Confirmation of Minutes of Previous Meetings.....	4
4.1	Minutes of the Audit Committee Meeting held on 5 August 2025	4
5	Reports of Officers	5
5.1	Executive Services	5
5.1.1	Audit, Risk and Improvement Committee - Terms of Reference.....	5
5.2	Commercial Services	14
5.2.1	2024/25 Annual Financial Report	14
5.2.2	2024/25 Annual Report.....	98
6	New Business of an Urgent Nature Introduced by Decision of Meeting.....	179
6.1	Elected Members.....	179
6.2	Shire Officers.....	179
7	Closure of Meeting.....	179

- 1 DECLARATION OF OPENING / ANNOUNCEMENT OF VISITORS**
- 2 RECORD OF ATTENDANCE / APOLOGIES / APPROVED LEAVE OF ABSENCE**
- 3 DECLARATIONS OF INTEREST**
 - 3.1 Declarations of Financial Interests – Local Government Act Section 5.60A**
 - 3.2 Declarations of Proximity Interests – Local Government Act Section 5.60B**
 - 3.3 Declarations of Impartiality Interests – Shire of Coolgardie Code of Conduct for Council Members, Committee Members and Candidates for Election, Code of Conduct for Employees**
- 4 CONFIRMATION OF MINUTES OF PREVIOUS MEETINGS**
 - 4.1 MINUTES OF THE AUDIT COMMITTEE MEETING HELD ON 5 AUGUST 2025**

Date: 2 December 2025

Author: Kasey Turner, Executive Assistant

ATTACHMENTS

Nil

VOTING REQUIREMENT

Simple Majority

OFFICER RECOMMENDATION

That the Minutes of the Audit Committee Meeting held on 5 August 2025 be confirmed as a true and accurate record.

5 REPORTS OF OFFICERS**5.1 Executive Services****5.1.1 AUDIT, RISK AND IMPROVEMENT COMMITTEE - TERMS OF REFERENCE**

Location: Shire of Coolgardie

Applicant: NIL

Disclosure of Interest: Nil

Date: 1 December 2025

Author: Rebecca Horan, Executive Manager Governance and Workplace

SUMMARY

To seek the endorsement of the Audit Committee to convert the existing Audit Committee to an Audit, Risk and Improvement Committee (ARIC) in accordance with proposed legislation and governance requirements to note the appointment of an Independent Chair and Deputy Chair and to adopt the updated Terms of Reference (in accordance with s5.12 LGA 1995).

BACKGROUND

Council currently maintains an Audit Committee, established to provide oversight of financial management, risk management and governance processes.

To align with the Local Government Amendment Act 2024, which mandates that an independent person outside of the Council and Local Government chair its Audit, Risk and Improvement Committee (ARIC's), Council at its 25th November 2025 Ordinary Meeting, resolved to appoint Michele Bennetts as the shared Independent Presiding Member and Duy Vo as the Deputy Independent Presiding Member of the Shire's Audit, Risk and Improvement Committee.

COMMENT

Nil

CONSULTATION

Chief Executive Officer

STATUTORY ENVIRONMENT

Local Government Act 2024

POLICY IMPLICATIONS

Policy 1.02 Audit, Risk and Improvement Committee – Terms of Reference

FINANCIAL IMPLICATIONS

Nil

STRATEGIC IMPLICATIONS**Accountable and effective leaders**

High quality corporate governance, accountability and compliance

ATTACHMENTS

1. **Policy 1.02 Audit, Risk and Improvement Committee Terms of Reference**

VOTING REQUIREMENT

Simple Majority

OFFICER RECOMMENDATION

That the Audit, Risk and Improvement Committee:

1. **Endorse the conversion of the Audit Committee to the Audit, Risk and Improvement Committee.**
2. **Adopt the updated Terms of Reference**

Policy Number 1.02 Audit, Risk and Improvement Committee – Terms of Reference

Legislative Reference: Section 5.8, Part 7 Local Government Act 1995

Relates to: Delegation Sub Delegation NA

Policy Scope: To establish Terms of Reference for the effective operation of the Audit, Risk and Improvement Committee.

Policy Statement

1.0 INTRODUCTION

- 1.1 The Council of the Shire of Coolgardie has established an Audit, Risk and Improvement Committee (the Committee) pursuant to Part 7 of the Local Government Act 1995 (the Act).
- 1.2 The Committee is established to fulfil the requirements of Local Government (Audit) Regulation 16 and provides oversight of the financial systems of the local government on behalf of the Council.
- 1.3 The Committee operates to assist Council to fulfil its corporate governance, stewardship, leadership, and control responsibilities in relation to financial reporting and audit, internal audit, and risk management.
- 1.4 The Committee is to provide guidance and assistance to the local government as to the carrying out of its functions in relation to audits carried out under Part 7 of the Act.
- 1.5 The Committee shall act in accordance with the provisions of the Act, the local laws and policies of the Shire of Coolgardie and these Terms of Reference.
- 1.6 The Committee Members are bound to comply with the Shire of Coolgardie Code of Conduct for Council Members, Committee Members, and candidates for Election.

2.0 OBJECTIVES

The objectives of the Committee are to oversee:

- 2.1 The credibility and objectivity of financial reporting,
- 2.2 The effective management of financial and other risks and protect Council assets,
- 2.3 Compliance with laws and regulations as well as use of best practice guidelines relative to audit, risk management, internal control, and legislative compliance,
- 2.4 The provision of an effective means of communication between the external auditor, the CEO and Council,
- 2.5 The scope of work, objectivity, performance, and independence of the external and internal auditors; and
- 2.6 The process and systems which protect against fraud and improper activities.

3.0 AUTHORITY

The Committee is a formally appointed committee of the Council and is responsible to that body.

The Committee does not have executive powers or authority to implement actions in areas over which the CEO has legislative responsibility and does not have any delegated authority.

The Committee does not have any management functions and cannot involve itself in management processes or procedures.

The Committee has the authority to:

- 3.1 Review the internal and external auditor's annual audit plans and the outcomes/results of all audits undertaken,
- 3.2 Request the CEO to seek information or advice in relation to matters considered by the Committee,
- 3.3 Formally meet with internal and external auditors as necessary,
- 3.4 Seek resolution on any disagreements between management and the external auditors on financial reporting; and
- 3.5 Make recommendations to Council with regards to matters within its scope of responsibility.

4.0 MEMBERSHIP

- 4.1 The Committee will consist of 6 members including the Independent Presiding Member. Membership will be reviewed biennially immediately following Local Government elections unless, by a decision of Council, an interim appointment is required.
- 4.2 All members shall have full voting rights. In the event of a tie, the Presiding Member must exercise a casting vote.
- 4.3 Membership of the Committee shall, unless determined otherwise, cease on the day of the next ordinary Council election.
- 4.5 The membership of a member may be terminated in accordance with the Act.
- 4.6 The Presiding Member, and Deputy Presiding Member of the Committee are appointed by majority vote of the Committee.
- 4.7 In the Presiding Member's absence from a meeting, the Deputy Presiding Member will act, and if the Deputy Presiding Member is unable, or unwilling to act, the members of the Committee present at the meeting will select a Presiding Member for that meeting.
- 4.8 The CEO and employees are not members of the Committee.
- 4.9 The CEO and/or his/her nominee is to be available to attend meetings to provide advice and guidance to the Committee.
- 4.10 The Shire shall provide secretarial and administrative support to the Committee.

- 4.11 New committee Members will receive relevant information and briefings on their appointment to assist them to meet their Committee responsibilities.

5.0 MEETINGS

- 5.1 The Committee shall meet not less than two times a year. Additional meetings shall be convened at the discretion of the Presiding Member or at the request of the CEO.
- 5.2 The Committee meetings shall be 'Closed' and therefore not open to the public, and because it has no delegated authority from Council, there is no Public Question Time at the commencement of the meetings of the Committee.
- 5.3 Council Members who are not members of the Committee may attend each Committee meeting, as observers only, with no right to speak, or vote
- 5.4 Using electronic means:

If a Committee member is not physically present and in accordance with the Local Government (Administration) Regulations 1996 section 14 A or section 14 B, the Committee member may join the meeting using electronic means.

The Committee meeting may be held using electronic means if the circumstances of Local Government (Administration) Regulations 1996 section 14 C or section 14 D are activated.

- 5.5 The Committee shall report to Council in accordance with the Shire of Coolgardie Meeting Procedures Local Law.
- 5.6 Notice of meetings shall be given to members at least five days prior to each meeting, with the agenda papers to be provided to members not less than 72 hours prior to the meeting.
- 5.7 A quorum for a meeting shall be at least 50% of the number of offices of membership, whether vacant or not.

6.0 MINUTES OF MEETINGS

- 6.1 The Presiding Member shall ensure that detailed minutes of all meetings are kept in accordance with the Shire of Coolgardie Meeting Procedures Local Law.
- 6.2 Where the Committee makes a recommendation to the Council, the Chief Executive Officer shall ensure that the recommendation is on the agenda of the next practicable ordinary Council meeting.
- 6.3 Minutes will be taken at each meeting and presented to the subsequent meeting for confirmation. Minutes will include the proceedings, resolutions of the meeting including the names of those in attendance.
- 6.4 The Presiding Member shall ascertain, at the beginning of each meeting, the existence of any conflicts of interest and minute them accordingly. Conflicts of Interest will be managed in accordance with the Shire of Coolgardie Code of Conduct for Council Members, Committee Members, and Candidates for election, Shire's policies and the Local Government Act 1995, and related Regulations.
- 6.5 Minutes of Committee meetings shall be circulated promptly to all members of the

Committee.

- 6.6 Other than confidential papers and attachments, agendas and minutes of the Committee will be made publicly available on the Shire's website.

7.0 DELEGATED AUTHORITY TO AUDIT, RISK AND IMPROVEMENT COMMITTEE

- 7.1 The Audit, Risk and Improvement Committee has no delegated authority to undertake any duties on behalf of the Council, acting as the local government.

8. ROLES AND RESPONSIBILITIES

In addition to the functions listed in the Local Government Act 1995 (Local Government (Audit) Regulations 1996, section 16), the roles and responsibilities of the Committee include:

External Audits (the Auditor General will be responsible for conducting external audits):

- Provide guidance and assistance to Council as to the carrying out of the functions of the Shire in relation to external audits.
- Meet with the external auditors to discuss any matters that the Committee or the external auditors believe should be discussed.
- May meet with the auditor annually to receive the audit report and make a recommendation to Council with respect to that report.
- Examine the reports of the auditor after receiving a report from the CEO on the matters to:
- Determine if any matters raised require action to be taken by the Shire; and
 - Ensure that appropriate action is taken in respect of those matters.
- Consider and recommend adoption of the Annual Report to Council. Review any significant changes that may arise after any such recommendation but before the Annual Report is signed.
- Address issues brought to the attention of the Committee, including responding to requests from Council for advice that are within the parameters of the Committee's TOR.

Internal Audit:

- Provide guidance, support, and appropriate recommendations to Council on the appointment, and oversight of the Shire Internal Auditor.
- Provide guidance and assistance to Council as to the carrying out of the functions of the local government in relation to internal audits.
- Review and recommend the annual internal audit plan for endorsement by the Council and all major changes to the plan. Monitor that the internal auditor's annual plan is linked with and covers the material business strategic risks and themes.

- Monitor processes and practices to ensure that the independence of the internal audit function is maintained.
- Annually receive the summary of Internal Audit Auditees' satisfaction surveys.
- Review all internal audit reports and provide advice to the Council on significant issues (i.e., high, and extreme) identified in audit reports and action to be taken on issues raised, including identification and dissemination of good practice.
- Monitor management's implementation of internal audit recommendations.
- Receive the findings of special internal audit assignments undertaken at the request of Council or CEO.
- Review the annual Compliance Audit Return and report to the Council the results of that review - Local Government Act 1995 section 7.13 (1)(i).
- Consider the CEO's Triennial Review of the appropriateness and effectiveness of the Shire's systems and procedures regarding risk management, internal control, and legislative compliance, required to be provided to the Committee, and report to the Council the results of those reviews - Local Government (Audit) Regulations 1996 reg.17.
- Oversee the process of developing and implementing the Shire's fraud control arrangements to assist Council in ensuring it has appropriate processes and systems in place to detect, capture and effectively respond to fraud and improper activities.
- Consider the financial management systems and procedures as per - s.5(2) Local Government (Financial Management) Regulations 1996 - within the statutory timeframe.
- Review all transactions on the CEO corporate credit card for compliance with legislation, and Shire Policies and procedures.

Risk Management:

- Ensure that management has in place a current and comprehensive Enterprise Risk Management Framework and associated procedures for effective identification and management of Shire's business and financial risks.
- Determine whether a sound and effective approach has been followed in managing Shire's major risks including those associated with individual projects, program implementation, and activities.
- Ensure that the Shire identifies, reviews, and regularly updates the strategic and operational risk profiles.
- Understand and endorse the Shire's risk appetite.
- Oversee the periodic review of the Risk Management Framework.

Business Continuity:

- Ensure a sound and effective approach has been followed in establishing the Shire's business continuity planning arrangements, including whether business continuity and

disaster recovery plans have been periodically updated and tested.

- Oversee the periodic review of the Business Continuity Management Framework.

Financial Reporting:

- Review significant accounting and reporting issues, recent accounting, professional and regulatory pronouncements, and legislative changes, and understand their effect on the financial report.
- Review with management and the external auditors the results of the audit, including any difficulties encountered.
- Review the Annual Financial Statements forming part of the Shire's Annual Report and consider whether it is complete, consistent with information known to Committee members, and reflects appropriate accounting principles.
- Review with management and the external auditors all matters required to be communicated to the Committee under the Australian Auditing Standards.
- Recommend the adoption of the Annual Financial Statements forming part of the Annual Report to Council.

Internal Control:

- Ensure management's approach to maintaining an effective Internal Control Framework is sound and effective.
- Ensure management has in place relevant policies and procedures, including CEO's Instructions or their equivalent, and that these are periodically reviewed and updated.
- Ensure appropriate processes are in place to assess, at least once a year, whether key policies and procedures are complied with.
- Ensure appropriate policies and supporting procedures are in place for the management and exercise of delegations.
- Review how management identifies any required changes to the design or implementation of key internal controls.

Fraud and Corruption Prevention:

- Oversee the process of developing and implementing the Shire's fraud control arrangements to assist Council in ensuring it has appropriate processes and systems in place to detect, capture and effectively respond to fraud and improper activities.
- Receive and consider information and advice presented by the CEO on the strategies and controls to manage fraud and corruption risks at the Shire.
- Provide oversight over the Shire's exposure and issues raised in relation to fraud and corruption.

Legislative Compliance:

- Oversee the effectiveness of the systems for monitoring compliance with relevant laws, regulations, and associated government policies.

Reporting Responsibilities:

- Reports and recommendations of the Committee which require presentation to Council will be presented at the next available ordinary council meeting. Additional updates may be appropriate, should issues of concern arise.

Other Responsibilities:

- Monitor the progress of the implementation of external audit recommendations made by the auditor, which have been accepted by the Shire.
- Receive recommendations arising from reviews of local government systems and procedures.
- At least once every two (2) years review and assess the adequacy of the Committee TOR, request Council approval for proposed changes, and ensure appropriate disclosure as required by legislation or regulation.
- Annually confirm that all responsibilities outlined in this TOR have been carried out.

Responsible Department: Executive Services

Responsible Officer: CEO

Delegation link (if any):

Date First Adopted: June 2017

Review dates: 2022, November 2023

5.2 Commercial Services

5.2.1 2024/25 ANNUAL FINANCIAL REPORT

Location:	Shire of Coolgardie
Applicant:	Shire of Coolgardie
Disclosure of Interest:	Nil
Date:	4 December 2025
Author:	Martin Whitely, Consultant

SUMMARY

The purpose of the report is to provide the Audit Committee with the Auditor's Closing Report, Final Management Letter and Annual Financial Statements accompanied by the OAG's Independent Audit Report. The Audit Committee is asked to receive these documents and recommend that Council also note and receive the Annual Financial Statements and Independent Audit Report.

BACKGROUND

Pursuant to Section 7.9 of the *Local Government Act 1995* ("LGA"), an Auditor is required to examine the accounts and annual financial report submitted by a local government for audit. The Auditor is also required, by 31 December following the financial year to which the accounts and report relate, prepare a report thereon and forward a copy of that report to:

- (a) Mayor or President; and
- (b) The Chief Executive Officer; and
- (c) The Minister.

Furthermore, in accordance with Regulation 10(4) of the *Local Government (Audit) Regulations 1996* ("*Audit Regulations*"), where it is considered appropriate to do so, the Auditor may prepare a Management Report to accompany the Auditor's Report, which is also to be forwarded to the persons specified in Section 7.9 of the LGA.

On finalisation of the Shire's 2024/25 final audit, the Office of the Auditor General has forwarded the Annual Financials Statements along with the Independent Audit Report.

The Audit Committee is required to examine the reports of the auditor after receiving a report from the Chief Executive Officer ("CEO") on the matters reported and:

- Determine if any matters raised require action to be taken by the local government; and
- Ensure that appropriate action is taken in respect of those matters.

The Audit Committee is requested to consider and recommend adoption of the annual financial report to Council.

In accordance with section 7.12A of the LGA matters identified as significant by the auditor in the audit report, must state what action the local government has taken or intends to take with respect to each of those matters.

In addition where significant findings have been identified, a copy of that report is to be forwarded to the Minister within 3 months after the audit report is received by the local government and within 14 days after a local government gives a report to the Minister under subsection (4)(b), the CEO must publish a copy of the report on the local government's official website.

As there were no significant findings for the 2024/25 financial year a copy if not required to be forwarded to the Minister. As a comparative there were 6 significant findings raised for 23/24 financial year.

COMMENT

In total, four findings were raised in the Final Audit Management Letter. None of the findings were assessed as significant; three were rated as moderate and one as minor. This represents a material improvement from the 2023/24 financial year, during which twelve findings were reported, including six classified as significant.

Outlined below are the audit findings for the 2024/25 financial year, together with management's comments and additional remarks provided by the CEO.

INDEX OF FINDINGS

1. Going Concern Indicators

As disclosed in the financial statements, the Shire incurred a net operating loss of \$4,393,657 for the year ended 30 June 2025 (30 June 2024: \$7,228,287). In addition, as at 30 June 2025, the Shire's current liabilities exceeded its current assets by \$5,103,327 (30 June 2024: \$16,820,946).

Despite the above factors, management have prepared the Shire's financial report on a going concern basis having considered the Shire's cashflow forecasts supported by various operational and strategic measures under its Financial Recovery Plan. From our audit procedures, we concur with management's conclusions and adequacy of relevant disclosures that have been included in the financial report.

While the Shire's financial position has improved compared to 2023-24 due to various measures implemented by management during the year, including those still in progress under the Shire's Financial Recovery Plan, continued focus is still required to ensure the Shire returns to positive metrics, especially on key liquidity measures such as the working capital position (which is a key measure of the Shire's ability to settle its debts as and when they fall due).

Rating: Moderate (2024: Significant)

Implication

Continued operating loss and negative working capital positions may have a potential impact on the Shire's ability to meet its financial obligations as and when they fall due and consequential impact on the Shire's capacity to deliver its services to the community.

Recommendation

While we acknowledge the significant progress already undertaken by the Shire in addressing its financial position especially when compared to 2023-24, we recommend continued focus in this area including:

- robust cashflow management (including cashflow forecast and monitoring); and
- regular review of its financial performance against budgets and forecasts taking corrective actions as needed
- monitoring of its progress against its Financial Recovery Plan.

Management comment

Management acknowledges the going concern commentary and confirms that the Shire is continually reviewing all facets of its operations to improve cash flow and strengthen its capacity to maintain and enhance community services. Early indicators for the 2025/26 financial year demonstrate further improvement in the Shire's financial position, while the ongoing implementation of the Financial Recovery Plan will ensure that the Shire's financial capacity is accurately measured and monitored.

Responsible Person: Aaron Cook, Chief Executive Officer

Completion Date: Ongoing

CEO Comment

It is pleasing to note the Shire's improved financial stability and the more favourable commentary regarding going concern. While this represents a significant achievement and reflects the substantial efforts of management over the past 12 months, it is important that the Shire continues to maintain and strengthen the sound financial practices now in place. Ongoing focus and discipline will be essential to ensure the Shire remains on this positive trajectory and establishes a solid financial foundation for the years ahead.

2. Landgate not engaged for valuations on a timely basis**Finding**

During our audit we noted that the Shire signed lease contracts with Rangecon and Focus Minerals and commenced rating the relevant properties from November 2022 (i.e. during FY 2022-23). However, the Shire did not engage Landgate to undertake the valuation until October 2024 (i.e. FY 2024-25). We understand that the engagement with Landgate was delayed due to the Rates Officer not being advised of the signed lease agreements with Rangecon and Focus Minerals and hence could not initiate the valuation.

We acknowledge that the rates for the prior year have since been backdated and charged in FY 2024/25 and there has been no overall loss in revenue.

Rating: Moderate**Implication**

Failure to engage Landgate in a timely manner may prevent the Shire from accurately levying rates in accordance with lease agreements resulting in financial loss to the Shire.

Recommendation

We recommend that the Shire implement appropriate processes that facilitates timely communication of new lease agreements to Shire's Rates Officers. This will enable the Rates officers to engage with Landgate in a timely manner enabling appropriate rates to be raised and revenue to be earned in the respective financial year.

Management comment

Management acknowledges the timing delays in obtaining the valuations from Landgate and will review current procedures to improve communication and oversight. Enhanced communication processes will be implemented to ensure that responsible officers are informed in a timely manner of all relevant contractual obligations, enabling valuations and related actions to be initiated as early as practicable.

Responsible Person: Aaron Cook, Chief Executive Officer

Completion Date: 30 June 2026

CEO Comment

It is important to emphasise that Rates Officers followed the correct protocols in obtaining the required valuations from Landgate. The issue identified in the audit finding arose not from any failure by the Rates Team, but from the initial requirement to commence the valuation process not being communicated to the relevant staff. It should also be noted that the delay in obtaining the valuations did not result in any loss of rateable income to the Shire, as the affected properties were subsequently back rated. Finally, while the finding has been assessed by the auditors as "moderate", management is of the view that the matter sits at the lower end of this rating scale and could reasonably have been considered "minor."

3. Non-Compliance with a joint arrangement with the Housing Authority**Finding**

The Shire of Coolgardie has a joint arrangement with the Housing Authority to provide aged housing accommodation in Kambalda. Under this arrangement, the Shire is required to set aside an amount equivalent to 1% of the current replacement cost of the properties from annual rental income for long-term maintenance. We noted that:

- (a) no transfer to reserves were made during the year, which deviates from the terms of the agreement;
- (b) high level review of the aged accommodation reserve indicates that accumulated reserve should be approximately \$128k (based on 1% of the latest gross replacement cost of \$801k over a period of 16 years since the property was acquired) as compared to the current reserve balance of just \$32.5k.

Rating: Moderate**Implication**

Non-Compliance Risk: Failure to consistently transfer the required amount to the reserve could result in a breach of the joint arrangement terms which may result in financial loss to the Shire.

Recommendation

We recommend that the Shire implements processes to ensure annual transfers to the Aged Accommodation Reserve are made in accordance with the joint arrangement agreement and that sufficient reserves are maintained for the aged accommodation.

Management comment

Noted, and management have identified improving the Shire's cash backed reserves as one of the priorities in the next 12-24 months

Responsible Person: Aaron Cook, Chief Executive Officer

Completion Date: 30 June 2026

CEO Comment

Management acknowledges that transfers have not been made into the Aged Accommodation Reserve as stipulated in the original Joint Agreement Contract. This has, in part, been due to the Shire's financial position over recent years and its limited capacity to make cash reserve transfers. Council and management have clearly identified the rebuilding of the Shire's cash reserves and the reduction of long-term debt as two of the Shire's highest financial priorities. As the Shire's financial position continues to strengthen, compliance with the reserve transfer requirements will form part of the ongoing financial recovery and long term sustainability strategy.

4. Outstanding rates from a religious group**Finding**

During the audit we noted that as at 30 June 2025, the Kurrawang Aboriginal Christian Community owed the Shire \$69,414 in outstanding rates which have been due for more than two years.

Management have not followed up the collection of this past due debt on the basis that the property is used for mixed purpose and the rates levied may not be appropriate. We are however not aware of any proactive action taken either by the Shire to clarify this matter or any objections raised by the rate payer.

We are not aware of any other outstanding debtors with similar issue or circumstance.

Rating: Minor**Implication**

Failure to follow up and collect debts on a timely basis will result in a financial loss to the Shire. Further, incorrect rates levied may result in a material misstatement to the financial statements on a cumulative basis if they are unresolved on a timely basis.

Recommendation

We recommend that the Shire periodically review outstanding debtor balances, particularly those overdue by more than one year, to assess their recoverability and ensure that rates are applied in accordance with the Local Government Act.

Management comment

The Shire acknowledges the comments raised regarding debt collection. Management notes that there remains considerable uncertainty surrounding this particular assessment, specifically in relation to whether Kurrawang qualifies as a charitable organisation for rating purposes and whether any portion of the land is being utilised for commercial activities. While management agrees that further work is required to resolve these matters, it is also noted that the outstanding balance is relatively low, and accordingly management questions whether the issue is material in the context of the Shire's overall financial position.

Responsible Person: Aaron Cook, Chief Executive Officer

Completion Date: 30 June 2026

CEO Comment

While the disputed rates in question are relatively immaterial in value, the matter has been raised due to the length of the dispute, which has resulted in a backlog of unpaid rates. The background to the dispute is currently being investigated and management will work to fully resolve the matter and implement appropriate corrective actions in a timely manner.

CONSULTATION

- Management and Staff
- RSM
- Office Auditor General
- External Contractor

STATUTORY ENVIRONMENT**Local Government Act 1995****6.4. Financial report**

- (1) *A local government is to prepare an annual financial report for the preceding financial year and such other financial reports as are prescribed.*
- (2) *The financial report is to —*
 - (a) *be prepared and presented in the manner and form prescribed; and*
 - (b) *contain the prescribed information.*
- (3) *By 30 September following each financial year or such extended time as the Minister allows, a local government is to submit to its auditor —*
 - (a) *the accounts of the local government, balanced up to the last day of the preceding financial year; and*
 - (b) *the annual financial report of the local government for the preceding financial year.*

7.9. Audit to be conducted

- (1) *An auditor is required to examine the accounts and annual financial report submitted for audit and, by the 31 December next following the financial year to which the accounts and report relate or such later date as may be prescribed, to prepare a report thereon and forward a copy of that report to —*
 - (a) *the mayor or president; and*
 - (b) *the CEO of the local government; and*
 - (c) *the Minister.*
- (2) *Without limiting the generality of subsection (1), where the auditor considers that —*

- (a) *there is any error or deficiency in an account or financial report submitted for audit; or*
- (b) *any money paid from, or due to, any fund or account of a local government has been or may have been misapplied to purposes not authorised by law; or*
- (c) *there is a matter arising from the examination of the accounts and annual financial report that needs to be addressed by the local government,*

details of that error, deficiency, misapplication or matter, are to be included in the report by the auditor.

- (3) *The Minister may direct the auditor of a local government to examine a particular aspect of the accounts and the annual financial report submitted for audit by that local government and to —*
 - (a) *prepare a report thereon; and*
 - (b) *forward a copy of that report to the Minister,**and that direction has effect according to its terms.*
- (4) *If the Minister considers it appropriate to do so, the Minister is to forward a copy of the report referred to in subsection (3), or part of that report, to the CEO of the local government.*

.12A .Duties of local government with respect to audits

- (1) *A local government is to do everything in its power to —*
 - (a) *assist the auditor of the local government to conduct an audit and carry out the auditor's other duties under this Act in respect of the local government; and*
 - (b) *ensure that audits are conducted successfully and expeditiously.*
- (2) *Without limiting the generality of subsection (1), a local government is to meet with the auditor of the local government at least once in every year.*
- (3) *A local government must —*
 - (aa) *examine an audit report received by the local government; and*
 - (a) *determine if any matters raised by the audit report, require action to be taken by the local government; and*
 - (b) *ensure that appropriate action is taken in respect of those matters.*
- (4) *A local government must —*
 - (a) *prepare a report addressing any matters identified as significant by the auditor in the audit report, and stating what action the local government has taken or intends to take with respect to each of those matters; and*
 - (b) *give a copy of that report to the Minister within 3 months after the audit report is received by the local government.*
- (5) *Within 14 days after a local government gives a report to the Minister under subsection (4)(b), the CEO must publish a copy of the report on the local government's official website.*

7.12AD. Reporting on a financial audit

- (1) *The auditor must prepare and sign a report on a financial audit.*
- (2) *The auditor must give the report to —*
 - (a) *the mayor, president or chairperson of the local government; and*
 - (b) *the CEO of the local government; and*
 - (c) *the Minister.*

5.54. Acceptance of annual reports

- (1) Subject to subsection (2), the annual report for a financial year is to be accepted* by the local government no later than 31 December after that financial year.

* Absolute majority required.

- (2) If the auditor's report is not available in time for the annual report for a financial year to be accepted by 31 December after that financial year, the annual report is to be accepted by the local government no later than 2 months after the auditor's report becomes available.

Local Government (Audit) Regulations 1996**10. Report by auditor**

- ((1) An auditor's report is to be forwarded to the persons specified in section 7.9(1) within 30 days of completing the audit.
- (2) The report is to give the auditor's opinion on —
- (a) the financial position of the local government; and
 - (b) the results of the operations of the local government.
- (3) The report must include a report on the conduct of the audit.
- (4) Where it is considered by the auditor to be appropriate to do so, the auditor is to prepare a management report to accompany the auditor's report and to forward a copy of the management report to the persons specified in section 7.9(1) with the auditor's report.

16. Functions of audit committee

An audit committee has the following functions —

- (a) to guide and assist the local government in carrying out —
 - (i) its functions under Part 6 of the Act; and
 - (ii) its functions relating to other audits and other matters related to financial management;
- (b) to guide and assist the local government in carrying out the local government's functions in relation to audits conducted under Part 7 of the Act;
- (c) to review a report given to it by the CEO under regulation 17(3) (the **CEO's report**) and is to —
 - (i) report to the council the results of that review; and
 - (ii) give a copy of the CEO's report to the council;
- (d) to monitor and advise the CEO when the CEO is carrying out functions in relation to a review under —
 - (i) regulation 17(1); and
 - (ii) the Local Government (Financial Management) Regulations 1996 regulation 5(2)(c);
- (e) to support the auditor of the local government to conduct an audit and carry out the auditor's other duties under the Act in respect of the local government;
- (f) to oversee the implementation of any action that the local government —
 - (i) is required to take by section 7.12A(3); and

- (ii) *has stated it has taken or intends to take in a report prepared under section 7.12A(4)(a); and*
- (iii) *has accepted should be taken following receipt of a report of a review conducted under regulation 17(1); and*
- (iv) *has accepted should be taken following receipt of a report of a review conducted under the Local Government (Financial Management) Regulations 1996 regulation 5(2)(c);*
- (g) *to perform any other function conferred on the audit committee by these regulations or another written law.*

POLICY IMPLICATIONS

Risk Management 21

FINANCIAL IMPLICATIONS

The finding raised at point 4 where there are outstanding rates of \$69,414 has the potential to be written off resulting in loss of revenue for the Shire.

STRATEGIC IMPLICATIONS

Accountable and effective leaders

Demonstrating sound financial management and plans for the Shire's long term financial sustainability

Ensuring a well-informed Council makes good decisions for the community

Ensuring the Shire of Coolgardie is well positioned to meet future needs

High quality corporate governance, accountability and compliance

ATTACHMENTS

1. **2024-25 Annual Financial Report**
2. **Auditors Closing Report**
3. **Independent Auditors Report**
4. **Final Management Letter**

VOTING REQUIREMENT

Simple Majority

OFFICER RECOMMENDATION

That the Audit Committee:

1. **Receive the Auditors Closing Report.**
2. **Receive the Final Management Letter containing the index of findings along with Management's responses to the findings.**
3. **Receive the Independent Audit Report for the year ended 30 June 2025.**
4. **Receive the Annual Financial Report for the year ended 30 June 2025.**
5. **Recommend to Council to Note and Receive the Annual Financial Report and Independent Audit Report for the year ended 30 June 2025.**

SHIRE OF COOLGARDIE
FINANCIAL REPORT
FOR THE YEAR ENDED 30 JUNE 2025

Statement by CEO	2
Statement of comprehensive income	3
Statement of financial position	4
Statement of changes in equity	5
Statement of cash flows	6
Statement of financial activity	7
Index of notes to the financial report	8
Independent auditor's report	45

The Shire of Coolgardie conducts the operations of a local government with the following community vision:

A connected, progressive & welcoming community

Principal place of business:
Irish Mulga Drive
Kambalda WA 6442



SHIRE OF COOLGARDIE
FINANCIAL REPORT
FOR THE YEAR ENDED 30 JUNE 2025

Local Government Act 1995
Local Government (Financial Management) Regulations 1996

Statement by CEO

The accompanying financial report of the Shire of Coolgardie has been prepared in compliance with the provisions of the *Local Government Act 1995* from proper accounts and records to present fairly the financial transactions for the reporting period ended 30 June 2025 and the financial position as at 30 June 2025.

At the date of signing this statement the particulars included in the financial report are not misleading or inaccurate.

Signed on the

3rd day of

December 2025



Chief Executive Officer

Aaron Cook

Name of Chief Executive Officer



SHIRE OF COOLGARDIE
STATEMENT OF COMPREHENSIVE INCOME
FOR THE YEAR ENDED 30 JUNE 2025

	Note	2025 Actual \$	2025 Budget \$	2024 Restated* \$
Revenue				
Rates	2(a),27	12,711,267	11,931,958	9,895,955
Grants, subsidies and contributions	2(a)	1,877,084	3,346,983	3,599,770
Fees and charges	2(a)	15,291,325	18,461,412	14,283,159
Interest revenue	2(a)	57,723	54,000	61,146
Other revenue	2(a)	785,518	634,100	1,464,467
		30,722,917	34,428,453	29,304,497
Expenses				
Employee costs	2(b)	(6,184,636)	(6,972,945)	(6,945,135)
Materials and contracts		(11,165,659)	(12,156,567)	(12,891,735)
Utility charges		(1,757,648)	(1,020,260)	(1,228,723)
Depreciation		(9,308,928)	(9,442,371)	(10,784,166)
Finance costs	2(b)	(1,862,288)	(1,350,865)	(1,747,065)
Insurance		(561,959)	(450,480)	(396,038)
Other expenditure	2(b)	(1,617,866)	(1,342,600)	(3,372,668)
		(32,458,984)	(32,736,088)	(37,365,530)
		(1,736,067)	1,692,365	(8,061,033)
Capital grants, subsidies and contributions	2(a)	676,089	4,142,109	650,573
Profit on asset disposals		189,561	0	180,071
Loss on asset disposals		(3,423)	0	0
Fair value adjustments to financial assets at fair value through profit or loss	4(b)	(4,439)	0	2,102
Fair value adjustments to right of use assets	11	3,036,154	0	0
Fair value adjustments to investment property	12	(6,551,532)	0	0
		(2,657,590)	4,142,109	832,746
Net result for the period		(4,393,657)	5,834,474	(7,228,287)
Other comprehensive income for the period				
<i>Items that will not be reclassified subsequently to profit or loss</i>				
Changes in asset revaluation surplus	18	325,565	0	(184,049)
Total other comprehensive income / (loss) for the period	18	325,565	0	(184,049)
Total comprehensive income / (loss) for the period		(4,068,092)	5,834,474	(7,412,336)

This statement is to be read in conjunction with the accompanying notes.

* See Note 31 for details regarding correction of prior period errors.



SHIRE OF COOLGARDIE
STATEMENT OF FINANCIAL POSITION
AS AT 30 JUNE 2025

	Note	2025	Restated* 2024
		\$	\$
CURRENT ASSETS			
Cash and cash equivalents	3	3,921,549	1,521,748
Trade and other receivables	5	2,535,152	1,988,580
Inventories	6	156,263	12,946
Other assets	7	19,302	36,033
TOTAL CURRENT ASSETS		6,632,266	3,559,307
NON-CURRENT ASSETS			
Trade and other receivables	5	264,610	262,620
Other financial assets	4(b)	99,525	103,964
Property, plant and equipment	8	37,945,264	39,147,083
Infrastructure	9	113,181,807	118,649,787
Right-of-use assets	11(a)	4,850,265	3,572,254
Investment property	12	17,290,000	23,489,361
TOTAL NON-CURRENT ASSETS		173,631,471	185,225,069
TOTAL ASSETS		180,263,737	188,784,376
CURRENT LIABILITIES			
Trade and other payables	13	5,357,321	7,582,256
Capital grant/contributions liabilities	14	2,089,524	1,198,004
Lease liabilities	11(b)	1,816,537	1,904,377
Borrowings	15	0	7,305,550
Employee related provisions	16	432,031	336,477
Other provisions	17	2,040,179	2,053,589
TOTAL CURRENT LIABILITIES		11,735,592	20,380,253
NON-CURRENT LIABILITIES			
Lease liabilities	11(b)	249,474	2,207,447
Borrowings	15	25,463,497	19,075,235
Employee related provisions	16	114,684	137,572
Other provisions	17	4,484,467	4,699,754
TOTAL NON-CURRENT LIABILITIES		30,312,122	26,120,008
TOTAL LIABILITIES		42,047,714	46,500,261
NET ASSETS		138,216,023	142,284,115
EQUITY			
Retained surplus		47,021,443	51,415,100
Reserve accounts	30	257,825	257,825
Revaluation surplus	18	90,936,755	90,611,190
TOTAL EQUITY		138,216,023	142,284,115

This statement is to be read in conjunction with the accompanying notes.

* See Note 31 for details regarding correction of prior period errors.



SHIRE OF COOLGARDIE
STATEMENT OF CHANGES IN EQUITY
FOR THE YEAR ENDED 30 JUNE 2025

	Note	Retained surplus \$	Reserve accounts \$	Revaluation surplus \$	Total equity \$
Balance as at 1 July 2023		58,660,421	240,791	90,795,239	149,696,451
Comprehensive income for the period					
Net result for the period (restated)		(7,228,287)	0	0	(7,228,287)
Other comprehensive income for the period	18	0	0	(184,049)	(184,049)
Total comprehensive income for the period (restated)		(7,228,287)	0	(184,049)	(7,412,336)
Transfers to reserve accounts	30	(17,034)	17,034	0	0
Balance as at 30 June 2024 (Restated)		51,415,100	257,825	90,611,190	142,284,115
Comprehensive income for the period					
Net result for the period		(4,393,657)	0	0	(4,393,657)
Other comprehensive income for the period	18	0	0	325,565	325,565
Total comprehensive income for the period		(4,393,657)	0	325,565	(4,068,092)
Balance as at 30 June 2025		47,021,443	257,825	90,936,755	138,216,023

This statement is to be read in conjunction with the accompanying notes.

* See Note 31 for details regarding correction of prior period errors.



SHIRE OF COOLGARDIE
STATEMENT OF CASH FLOWS
FOR THE YEAR ENDED 30 JUNE 2025

	Note	2025 Actual \$	2024 Actual \$
CASH FLOWS FROM OPERATING ACTIVITIES			
Receipts			
Rates		12,591,323	10,635,763
Grants, subsidies and contributions		1,645,072	3,578,710
Fees and charges		15,284,693	14,281,824
Interest revenue		57,723	61,146
Goods and services tax received		1,636,884	2,443,070
Other revenue		785,518	1,464,467
		32,001,213	32,464,980
Payments			
Employee costs		(6,210,844)	(6,804,008)
Materials and contracts		(13,438,644)	(8,603,534)
Utility charges		(1,757,648)	(1,211,362)
Finance costs		(1,862,288)	(1,747,065)
Insurance paid		(561,959)	(396,038)
Goods and services tax paid		(1,806,520)	(2,372,999)
Other expenditure		(1,617,866)	(1,683,421)
		(27,255,769)	(22,818,427)
Net cash provided by operating activities		4,745,444	9,646,553
CASH FLOWS FROM INVESTING ACTIVITIES			
Payments for purchase of property, plant & equipment	8(a)	(223,790)	(16,264,732)
Payments for construction of infrastructure	9(a)	(799,542)	(1,870,613)
Payments for investment property	12	(352,171)	0
Proceeds from capital grants, subsidies and contributions		1,664,477	1,500,911
Proceeds from sale of property, plant & equipment		328,484	239,500
Net cash provided by (used in) investing activities		617,458	(16,394,934)
CASH FLOWS FROM FINANCING ACTIVITIES			
Repayment of borrowings	29(a)	(24,898,254)	(4,226,698)
Payments for principal portion of lease liabilities	29(e)	(2,045,813)	(1,249,744)
Proceeds from new borrowings	29(a)	25,463,497	11,750,000
Repayment of overdraft	29(d)	(1,578,363)	(1,320,000)
Proceeds from overdraft	29(d)	95,832	1,802,531
Net cash provided by (used in) financing activities		(2,963,101)	6,756,089
Net increase in cash held		2,399,801	7,708
Cash at beginning of year		1,521,748	1,514,040
Cash and cash equivalents at the end of the year		3,921,549	1,521,748

Non-cash investing and financing movements are disclosed at note 18.(c)

This statement is to be read in conjunction with the accompanying notes.



SHIRE OF COOLGARDIE
STATEMENT OF FINANCIAL ACTIVITY
FOR THE YEAR ENDED 30 JUNE 2025

	Note	2025 Actual \$	2025 Budget \$	2024 Restated* \$
OPERATING ACTIVITIES				
Revenue from operating activities				
General rates	27	12,711,267	11,931,958	9,895,955
Grants, subsidies and contributions		1,877,084	3,346,983	3,599,770
Fees and charges		15,291,325	18,461,412	14,283,159
Interest revenue		57,723	54,000	61,146
Other revenue		785,518	634,100	1,464,467
Profit on asset disposals		189,561	0	180,071
Fair value adjustments to financial assets at fair value through profit or loss	4(b)	0	0	2,102
Fair value adjustments to right of use assets	12	3,036,154	0	0
		33,948,632	34,428,453	29,486,670
Expenditure from operating activities				
Employee costs		(6,184,636)	(6,972,945)	(6,945,135)
Materials and contracts		(11,165,659)	(12,156,567)	(12,891,735)
Utility charges		(1,757,648)	(1,020,260)	(1,228,723)
Depreciation		(9,308,928)	(9,442,371)	(10,784,166)
Finance costs		(1,862,288)	(1,350,865)	(1,747,065)
Insurance		(561,959)	(450,480)	(396,038)
Other expenditure		(1,617,866)	(1,342,600)	(3,372,668)
Loss on asset disposals		(3,423)	0	0
Fair value adjustments to financial assets at fair value through profit or loss		(4,439)	0	0
Fair value adjustments to investment property		(6,551,532)	0	0
		(39,018,378)	(32,736,088)	(37,365,530)
Non-cash amounts excluded from operating activities	28(a)	12,728,007	9,442,371	10,076,542
Amount attributable to operating activities		7,658,261	11,134,736	2,197,682
INVESTING ACTIVITIES				
Inflows from investing activities				
Capital grants, subsidies and contributions		676,089	4,142,109	650,573
Proceeds from disposal of assets		328,484	150,000	239,500
Proceeds from right of use assets		437,441	0	0
		1,442,014	4,292,109	890,073
Outflows from investing activities				
Right of use assets received - non cash	11(a)	0	0	(3,923,625)
Acquisition of property, plant and equipment	8(a)	(223,790)	(5,859,665)	(16,264,732)
Acquisition of infrastructure	9(a)	(799,542)	0	(1,870,613)
Payments for investment property	12	(352,171)	0	0
		(1,375,503)	(5,859,665)	(22,058,970)
Non-cash amounts excluded from investing activities	28(b)	(437,441)	0	3,923,625
Amount attributable to investing activities		(370,930)	(1,567,556)	(17,245,272)
FINANCING ACTIVITIES				
Inflows from financing activities				
Proceeds from borrowings	29(a)	25,463,497	0	11,750,000
Proceeds from overdraft	29(d)	95,832	0	1,802,531
Proceeds from new leases - non cash	29(e)	0	0	3,923,625
		25,559,329	0	17,476,156
Outflows from financing activities				
Repayment of borrowings	29(a)	(24,898,254)	(6,352,387)	(4,226,698)
Repayment of overdraft	29(d)	(1,578,363)	0	(1,320,000)
Payments for principal portion of lease liabilities	29(e)	(2,045,813)	(1,959,721)	(1,249,744)
Transfers to reserve accounts	30	0	0	(17,034)
		(28,522,430)	(8,312,108)	(6,813,476)
Non-cash amounts excluded from financing activities	28(c)	0	0	(3,923,625)
Amount attributable to financing activities		(2,963,101)	(8,312,108)	6,739,055
MOVEMENT IN SURPLUS OR DEFICIT				
Surplus or deficit at the start of the financial year	28(d)	(7,868,844)	(1,882,308)	439,691
Amount attributable to operating activities		7,658,261	11,134,736	2,197,682
Amount attributable to investing activities		(370,930)	(1,567,556)	(17,245,272)
Amount attributable to financing activities		(2,963,101)	(8,312,108)	6,739,055
Surplus or deficit after imposition of general rates	28(d)	(3,544,614)	(627,236)	(7,868,844)

This statement is to be read in conjunction with the accompanying notes.
See Note 31 for details regarding correction of prior period errors.



**SHIRE OF COOLGARDIE
FOR THE YEAR ENDED 30 JUNE 2025
INDEX OF NOTES TO THE FINANCIAL REPORT**

Note 1	Basis of preparation	9
Note 2	Revenue and expenses	10
Note 3	Cash and cash equivalents	12
Note 4	Other financial assets	12
Note 5	Trade and other receivables	13
Note 6	Inventories	13
Note 7	Other assets	14
Note 8	Property, plant and equipment	15
Note 9	Infrastructure	17
Note 10	Fixed assets	19
Note 11	Leases	21
Note 12	Investment property	22
Note 13	Trade and other payables	23
Note 14	Other liabilities	24
Note 15	Borrowings	25
Note 16	Employee related provisions	26
Note 17	Other provisions	27
Note 18	Revaluation surplus	28
Note 19	Restrictions over financial assets	29
Note 20	Undrawn borrowing facilities and credit standby arrangements	29
Note 21	Contingent liabilities	30
Note 22	Capital commitments	30
Note 23	Related party transactions	31
Note 24	Joint arrangements	33
Note 25	Events occurring after the end of the reporting period	34
Note 26	Other material accounting policies	35
Information required by legislation		
Note 27	Rating information	36
Note 28	Determination of surplus or deficit	37
Note 29	Borrowing and lease liabilities	38
Note 30	Reserve accounts	42
Note 31	Correction of error	43

SHIRE OF COOLGARDIE
NOTES TO AND FORMING PART OF THE FINANCIAL REPORT
FOR THE YEAR ENDED 30 JUNE 2025

1. BASIS OF PREPARATION

The financial report of the Shire of Coolgardie which is a Class 3 local government comprises general purpose financial statements which have been prepared in accordance with the *Local Government Act 1995* and accompanying regulations.

Local Government Act 1995 requirements

Section 6.4(2) of the *Local Government Act 1995* read with the *Local Government (Financial Management) Regulations 1996* prescribe that the financial report be prepared in accordance with the *Local Government Act 1995* and, to the extent that they are not inconsistent with the *Local Government Act 1995*, the Australian Accounting Standards. The Australian Accounting Standards (as they apply to local governments and not-for-profit entities) and Interpretations of the Australian Accounting Standards Board were applied except for disclosure requirements of:

- AASB 7 Financial Instruments Disclosures
- AASB 16 Leases paragraph 58
- AASB 101 Presentation of Financial Statements paragraph 61
- AASB 107 Statement of Cash Flows paragraphs 43 and 45
- AASB 116 Property, Plant and Equipment paragraph 79
- AASB 137 Provisions, Contingent Liabilities and Contingent Assets paragraph 85
- AASB 140 Investment Property paragraph 75(f)
- AASB 1052 Disaggregated Disclosures paragraph 11
- AASB 1054 Australian Additional Disclosures paragraph 16

The *Local Government (Financial Management) Regulations 1996* specify that vested land is a right-of-use asset to be measured at cost, and is considered a zero cost concessionary lease. All right-of-use assets under zero cost concessionary leases are measured at zero cost rather than at fair value, except for vested improvements on concessionary land leases such as roads, buildings or other infrastructure which continue to be reported at fair value, as opposed to the vested land which is measured at zero cost. The measurement of vested improvements at fair value is a departure from AASB 16 *Leases* which would have required the Shire to measure any vested improvements at zero cost.

The *Local Government (Financial Management) Regulations 1996* provide that:

- land and buildings classified as property, plant and equipment; or
- infrastructure; or
- vested improvements that the local government controls; and measured at reportable value, are only required to be revalued every five years. Revaluing these non-financial assets every five years is a departure from AASB 116 *Property, Plant and Equipment*, which would have required the Shire to assess at each reporting date whether the carrying amount of the above mentioned non-financial assets materially differs from their fair value and, if so, revalue the class of non-financial assets.

Accounting policies which have been adopted in the preparation of this financial report have been consistently applied unless stated otherwise. Except for cash flow and rate setting information, the financial report has been prepared on the accrual basis and is based on historical costs, modified, where applicable, by the measurement at fair value of selected non-current assets, financial assets and liabilities.

Critical accounting estimates and judgements

The preparation of a financial report in conformity with Australian Accounting Standards requires management to make judgements, estimates and assumptions that effect the application of policies and reported amounts of assets and liabilities, income and expenses.

The estimates and associated assumptions are based on historical experience and various other factors that are believed to be reasonable under the circumstances, the results of which form the basis of making the judgements about carrying amounts of assets and liabilities that are not readily apparent from other sources. Actual results may differ from these estimates.

As with all estimates, the use of different assumptions could lead to material changes in the amounts reported in the financial report.

The following are estimates and assumptions that have a significant risk of causing a material adjustment to the carrying amounts of assets and liabilities within the next financial year and further information on their nature and impact can be found in the relevant note:

- Fair value measurement of assets carried at reportable value including:
 - Property, plant and equipment - note 8
 - Infrastructure - note 9
 - Investment property - note 12
 - Measurement of employee benefits - note 16
 - Measurement of provisions - note 17

Fair value hierarchy information can be found in note 26

The local government reporting entity

All funds through which the Shire controls resources to carry on its functions have been included in the financial statements forming part of this financial report.

All monies held in the Trust Fund are excluded from the financial statements. A separate statement of those monies appears at Note 30 of the financial report.

Initial application of accounting standards

During the current year, the following new or revised Australian Accounting Standards and Interpretations were applied for the first time.

- AASB 2020-1 Amendments to Australian Accounting Standards
 - Classification of Liabilities as Current or Non-current
 - AASB 2022-5 Amendments to Australian Accounting Standards
 - Lease Liability in a Sale and Leaseback
 - AASB 2022-6 Amendments to Australian Accounting Standards
 - **Non-current Liabilities with Covenants**
 - AASB 2023-3 Amendments to Australian Accounting Standards
 - Disclosure of Non-current Liabilities with Covenants: Tier 2
 - AASB 2024-1 Amendments to Australian Accounting Standards
 - *Supplier Finance Arrangements: Tier 2 Disclosures*
 - AASB 2023-1 Amendments to Australian Accounting Standards
 - *Supplier Finance Arrangements*
- The amendments have had no material impact on the financial report on initial application.*
- AASB 2022-10 Amendments to Australian Accounting Standards
 - *Fair Value Measurement of Non-Financial Assets of Not-for-Profit Public Sector Entities*
- These amendments may result in changes to the fair value of certain non-financial assets on revaluation. The standard is applied prospectively therefore the impact will be quantified upon the next revaluation cycle.*

New accounting standards for application in future years

The following new accounting standards will have application to local government in future years:

- AASB 2014-10 Amendments to Australian Accounting Standards
 - Sale or Contribution of Assets between an Investor and its Associate or Joint Venture
 - AASB 2024-4b Amendments to Australian Accounting Standards
 - Effective Date of Amendments to AASB 10 and AASB 128
[deferred AASB 10 and AASB 128 amendments in AASB 2014-10 apply]
 - AASB 2022-9 Amendments to Australian Accounting Standards
 - Insurance Contracts in the Public Sector
 - AASB 2023-5 Amendments to Australian Accounting Standards
 - Lack of Exchangeability
 - AASB 18 (FP) Presentation and Disclosure in Financial Statements
 - (Appendix D) [for for-profit entities]
 - AASB 18 (NFP/super) Presentation and Disclosure in Financial Statements
 - (Appendix D) [for not-for-profit and superannuation entities]
 - AASB 2024-2 Amendments to Australian Accounting Standards
 - Classification and Measurement of Financial Instruments
 - AASB 2024-3 Amendments to Australian Accounting Standards
 - Annual Improvements Volume 11
- These amendments are not expected to have any material impact on the financial report on initial application.

Going Concern

The financial report has been prepared on the going concern basis, which assumes that the Shire will continue to be able to meet its liabilities as they fall due for the foreseeable future, being a period of at least 12 months from the date of signing this financial report.

As disclosed in the financial statements, the Shire incurred a net operating loss of \$4,393,657 for the year ended 30 June 2025 (30 June 2024: \$7,228,287). Of the \$4,393,657 net loss for the year ended 30 June 2025, \$3,189,813 relates to a decrement on the fair valuation for the Bluebush Village. In addition, as at 30 June 2025, the Shire's current liabilities exceeded its current assets by \$5,103,327 (30 June 2024: \$16,820,946).

In adopting the going concern basis for preparing the financial report, management have considered the Shire's cashflows, liquidity position and its ongoing operating activities. Based on the Shire's cashflow forecasts, management are satisfied that the Shire has adequate resources to continue in operational existence for the foreseeable future. These forecasts are supported by the following actions and strategic measures implemented under the Shire's Financial Recovery Plan:

- Successful refinancing of borrowings to improve cash-flow flexibility and reduce short-term repayment pressure;
- Increased occupancy levels at Bluebush Village improving operational cash inflows;
- Continual review of staffing structures and discretionary funding to ensure financial efficiency and sustainability; and
- The continued investigations of the sale of the Bluebush Village, which would significantly reduce debt levels, reduce interest cost and increase future cash flow.

On this basis, management considers the Shire will be able to continue as a going concern and meet its liabilities as and when they fall due. Accordingly, no adjustments have been made to the carrying values or classifications of assets and liabilities in the financial report that might otherwise be necessary should the Shire not continue as a going concern.

**SHIRE OF COOLGARDIE
NOTES TO AND FORMING PART OF THE FINANCIAL REPORT
FOR THE YEAR ENDED 30 JUNE 2025**

2. REVENUE AND EXPENSES

(a) Revenue

Contracts with customers

Recognition of revenue is dependant on the source of revenue and the associated terms and conditions associated with each source of revenue and recognised as follows:

Revenue category	Nature of goods and services	When obligations typically satisfied	Payment terms	Returns/refunds/warranties	Timing of revenue recognition
Grants, subsidies and contributions	Community events, minor facilities, research, design, planning evaluation and services	Over time	Fixed terms transfer of funds based on agreed milestones and reporting	Contract obligation if project not complete	Output method based on project milestones and/or completion date matched to performance obligations
Fees and charges - licences, registrations, approvals	Building, planning, development and animal management.	Single point in time	Full payment prior to issue	None	On payment of the licence, registration or approval
Fees and charges - waste management entry fees	Waste treatment, recycling and disposal service at disposal sites	Single point in time	Payment in advance at gate or on normal trading terms if credit provided	None	On entry to facility
Fees and charges - workers accommodation facilities	Room rental charges	Single point in time	Payment in advance on site or on credit trading terms if credit provided	None	On entry to facility
Fees and charges - airport landing charges	Permission to use facilities and runway	Single point in time	Monthly in arrears	None	On landing/departure event
Fees and charges - sale of stock	Kiosk and visitor centre stock	Single point in time	In full in advance	Refund for faulty goods	At point of sale
Other revenue - private works	Contracted private works	Single point in time	Monthly in arrears	None	At point of service

Revenue recognition

Rate revenue was recognised from the rate record as soon as practicable after the Shire resolved to impose rates in the financial year as well as when the rate record was amended to ensure the information in the record was current and correct.

Revenue recognised during the year under each basis of recognition by nature of goods or services is provided in the table below:

For the year ended 30 June 2025

Nature	Contracts with customers	Capital grant/contributions	Statutory requirements	Other	Total
	\$	\$	\$	\$	\$
Rates	0	0	12,711,267	0	12,711,267
Grants, subsidies and contributions	929,907	0	0	947,177	1,877,084
Fees and charges	12,960,107	0	1,738,370	592,848	15,291,325
Interest revenue	0	0	57,674	49	57,723
Other revenue	41,475	0	0	744,043	785,518
Capital grants, subsidies and contributions	0	0	676,089	0	676,089
Total	13,931,489	0	15,183,400	2,284,117	31,399,006

For the year ended 30 June 2024

Nature	Contracts with customers	Capital grant/contributions	Statutory requirements	Other	Total (Restated)
	\$	\$	\$	\$	\$
Rates	0	0	9,895,955	0	9,895,955
Grants, subsidies and contributions	2,374,141	0	0	1,225,629	3,599,770
Fees and charges	12,432,168	0	1,161,221	689,770	14,283,159
Interest revenue	0	0	44,113	17,033	61,146
Other revenue	1,269,085	0	0	195,382	1,464,467
Capital grants, subsidies and contributions	0	650,573	0	0	650,573
Total	16,075,394	650,573	11,101,289	2,127,814	29,955,070

SHIRE OF COOLGARDIE
NOTES TO AND FORMING PART OF THE FINANCIAL REPORT
FOR THE YEAR ENDED 30 JUNE 2025

2. REVENUE AND EXPENSES (Continued)

(a) Revenue (Continued)

Note	2025 Actual \$	2024 Actual (Restated) \$
Interest revenue		
Interest on reserve account	0	6,059
Trade and other receivables overdue interest	57,674	44,114
Other interest revenue	49	10,973
	57,723	61,146

Fees and charges relating to rates receivable

Charges on instalment plan	32,698	42,417
----------------------------	--------	--------

The 2025 original budget estimate in relation to:
Charges on instalment plan was \$44,800.

(b) Expenses

Auditors remuneration

- Audit of the Annual Financial Report	157,604	63,077
- Other services – grant acquittals	2,000	3,900
	159,604	66,977

Employee Costs

Employee benefit costs	6,015,437	6,819,306
Other employee costs	169,199	125,829
	6,184,636	6,945,135

Finance costs

Interest and financial charges paid/payable for lease liabilities and financial liabilities not at fair value through profit or loss	1,862,288	1,747,065
	1,862,288	1,747,065

Other expenditure

Impairment losses on rates and statutory receivables	205,893	1,377,647
Provision for health services	645,018	742,964
Elected Member Costs	207,083	201,697
Community Assistance Fund	116,409	130,175
Legal expenses (rates recovery)	68,676	209,067
Accommodation Leasing Costs	57,928	38,417
Sundry expenses	316,859	672,701
	1,617,866	3,372,668

SHIRE OF COOLGARDIE
NOTES TO AND FORMING PART OF THE FINANCIAL REPORT
FOR THE YEAR ENDED 30 JUNE 2025

3. CASH AND CASH EQUIVALENTS

Note	2025	2024
	\$	\$
Cash at bank and on hand	3,921,549	1,521,748
Total cash and cash equivalents	3,921,549	1,521,748
Held as		
- Unrestricted cash and cash equivalents	1,574,200	(934,081)
- Restricted cash and cash equivalents	19 2,347,349	2,455,829
	3,921,549	1,521,748

MATERIAL ACCOUNTING POLICIES

Cash and cash equivalents

Cash and cash equivalents include cash on hand, cash at bank, deposits available on demand with banks and other short term highly liquid investments with original maturities of three months or less that are readily convertible to known amounts of cash and which are subject to an insignificant risk of changes in value.

Bank overdrafts are reported as short term borrowings in current liabilities in the statement of financial position.

Restricted financial assets

Restricted financial asset balances are not available for general use by the local government due to externally imposed restrictions. Restrictions are specified in an agreement, contract or legislation. This applies to reserve accounts, unspent grants, subsidies and contributions and unspent loans that have not been fully expended in the manner specified by the contributor, legislation or loan agreement.

4. OTHER FINANCIAL ASSETS

Note	2025	2024
	\$	\$
(b) Non-current assets		
Financial assets at fair value through profit or loss	99,525	103,964
	99,525	103,964
Financial assets at fair value through profit or loss		
Units in Local Government House Trust - opening balance	103,964	101,862
Movement attributable to fair value increment	(4,439)	2,102
Units in Local Government House Trust - closing balance	99,525	103,964

MATERIAL ACCOUNTING POLICIES

Financial assets at fair value through profit or loss

The Shire classifies the following financial assets at fair value through profit or loss:

- debt investments which do not qualify for measurement at either amortised cost or fair value through other comprehensive income.
- equity investments which the Shire has elected to recognise as fair value gains and losses through profit or loss.

SHIRE OF COOLGARDIE
NOTES TO AND FORMING PART OF THE FINANCIAL REPORT
FOR THE YEAR ENDED 30 JUNE 2025

5. TRADE AND OTHER RECEIVABLES

Note	2025	2024
	\$	\$
Current		
Rates and statutory receivables	1,065,203	937,911
Trade receivables	1,221,020	980,916
GST receivable	198,048	28,412
Allowance for credit losses of rates and statutory receivables	(56,402)	(63,034)
Receivable from joint operation	100,000	100,000
Pensioner Rebates	7,283	4,375
	2,535,152	1,988,580
Non-current		
Rates and statutory receivables	177,110	164,120
Trade receivables	87,500	98,500
	264,610	262,620

MATERIAL ACCOUNTING POLICIES

Rates and statutory receivables

Rates and statutory receivables are non-contractual receivables arising from statutory requirements and include amounts due from ratepayers for unpaid rates and service charges and other statutory charges or fines.

Rates and statutory receivables are recognised when the taxable event has occurred and can be measured reliably.

Trade receivables

Trade receivables are amounts receivable from contractual arrangements with customers for goods sold, services performed or grants or contributions with sufficiently specific performance obligations or for the construction of recognisable non financial assets as part of the ordinary course of business.

Measurement

Trade and other receivables are recognised initially at the amount of the transaction price, unless they contain a significant financing component, and are to be recognised at fair value.

Classification and subsequent measurement

Receivables which are generally due for settlement within 30 days except rates receivables which are expected to be collected within 12 months are classified as current assets. All other receivables such as, deferred pensioner rates receivable after the end of the reporting period are classified as non-current assets.

Trade and other receivables are held with the objective to collect the contractual cashflows and therefore the Shire measures them subsequently at amortised cost using the effective interest rate method.

Due to the short term nature of current receivables, their carrying amount is considered to be the same as their fair value. Non-current receivables are indexed to inflation, any difference between the face value and fair value is considered immaterial.

6. INVENTORIES

Note	2025	2024
	\$	\$
Current		
Visitor Centre Stock	7,539	12,946
Gravel Basecourse	148,724	0
	156,263	12,946
The following movements in inventories occurred during the year:		
Balance at beginning of year	12,946	14,418
Inventories expensed during the year	(28,860)	(1,750)
Additions to inventory	172,177	278
Balance at end of year	156,263	12,946

MATERIAL ACCOUNTING POLICIES

General

Inventories are measured at the lower of cost and net realisable value.

Net realisable value is the estimated selling price in the ordinary course of business less the estimated costs of completion and the estimated costs necessary to make the sale.

**SHIRE OF COOLGARDIE
NOTES TO AND FORMING PART OF THE FINANCIAL REPORT
FOR THE YEAR ENDED 30 JUNE 2025**

7. OTHER ASSETS

	2025	2024
	\$	\$
Other assets - current		
Prepayments	19,302	31,849
Accrued income	0	4,184
	19,302	36,033

MATERIAL ACCOUNTING POLICIES

Other current assets

Other non-financial assets include prepayments which represent payments in advance of receipt of goods or services or that part of expenditure made in one accounting period covering a term extending beyond that period.

SHIRE OF COOLGARDIE
NOTES TO AND FORMING PART OF THE FINANCIAL REPORT
FOR THE YEAR ENDED 30 JUNE 2025

8. PROPERTY, PLANT AND EQUIPMENT

(a) Movements in balances

Movement in the balances of each class of property, plant and equipment between the beginning and the end of the current financial year.

	Assets not subject to operating lease			Total property				Plant and equipment		
	Land	Buildings - Non Specialised	Buildings - Specialised	Land	Buildings - Non Specialised	Buildings - Specialised	Total property	Furniture and equipment	Plant and equipment	Total property, plant and equipment
Note	\$		\$	\$			\$	\$	\$	\$
Balance at 1 July 2023	2,172,633	1,294,827	43,715,166	2,172,633	1,294,827	43,715,166	47,182,626	302,693	1,329,327	48,814,646
Additions	0	960,473	14,235,688	0	960,473	14,235,688	15,196,161	104,821	963,750	16,264,732
Disposals	0	0	0	0	0	0	0	0	(59,429)	(59,429)
Depreciation	0	(28,876)	(1,944,306)	0	(28,876)	(1,944,306)	(1,973,182)	(94,870)	(315,453)	(2,383,505)
Transfers	0	0	(23,489,361)	0	0	(23,489,361)	(23,489,361)	0	0	(23,489,361)
Balance at 30 June 2024	2,172,633	2,226,424	32,517,187	2,172,633	2,226,424	32,517,187	36,916,244	312,644	1,918,195	39,147,083
Comprises:										
Gross balance amount at 30 June 2024	2,172,633	2,381,244	39,117,765	2,172,633	2,381,244	39,117,765	43,671,642	1,046,198	3,300,827	48,018,667
Accumulated depreciation at 30 June 2024	0	(154,820)	(6,600,578)	0	(154,820)	(6,600,578)	(6,755,398)	(733,554)	(1,382,632)	(8,871,584)
Balance at 30 June 2024	8(b) 2,172,633	2,226,424	32,517,187	2,172,633	2,226,424	32,517,187	36,916,244	312,644	1,918,195	39,147,083
Additions	84,297	139,493	0	84,297	139,493	0	223,790	0	0	223,790
Disposals	0	0	0	0	0	0	0	0	(5,673)	(5,673)
Depreciation	0	(61,007)	(934,278)	0	(61,007)	(934,278)	(995,285)	(90,427)	(334,224)	(1,419,936)
Balance at 30 June 2025	2,256,930	2,304,910	31,582,909	2,256,930	2,304,910	31,582,909	36,144,749	222,217	1,578,298	37,945,264
Comprises:										
Gross balance amount at 30 June 2025	2,256,930	2,520,737	38,072,625	2,256,930	2,520,737	38,072,625	42,850,292	1,046,198	3,175,549	47,072,039
Accumulated depreciation at 30 June 2025	0	(215,827)	(6,489,716)	0	(215,827)	(6,489,716)	(6,705,543)	(823,981)	(1,597,251)	(9,126,775)
Balance at 30 June 2025	8(b) 2,256,930	2,304,910	31,582,909	2,256,930	2,304,910	31,582,909	36,144,749	222,217	1,578,298	37,945,264

SHIRE OF COOLGARDIE
NOTES TO AND FORMING PART OF THE FINANCIAL REPORT
FOR THE YEAR ENDED 30 JUNE 2025

8. PROPERTY, PLANT AND EQUIPMENT (Continued)

(b) Carrying amount measurements

Asset class	Note	Carrying amount 2025 \$	Carrying amount 2024 \$	Fair value hierarchy	Valuation technique	Basis of valuation	Date of last valuation	Inputs used
(i) Fair value - as determined at the last valuation date								
Land and buildings								
Land - market value		2,256,930	2,172,633	2	Market approach using recent observable market data for similar properties	Independent Registered Valuer	June 2022	Price per hectare, with reference to current zoning of land. Market values were used unless there were some restrictions or other factors associated with the land.
Total land	8(a)	2,256,930	2,172,633					
Buildings - non specialised		2,304,910	2,226,424	2	Market approach using recent observable market data for similar properties	Independent Registered Valuer	June 2022	Observable open market values of similar assets adjusted for condition and comparability at the highest and best use
Buildings - specialised		31,582,909	32,517,187	3	Cost approach using depreciated replacement cost	Independent Registered Valuer	June 2022	Construction costs based on recent contract prices, current condition, residual values and remaining useful life assessments
Total buildings	8(a)	33,887,819	34,743,611					

Level 3 inputs are based on assumptions with regards to future values and patterns of consumption utilising current information. If the basis of these assumptions were varied, they have the potential to result in a significantly higher or lower fair value measurement.

During the period there were no changes in the valuation techniques used by the local government to determine the fair value of property, plant and equipment using either level 2 or level 3 inputs. The valuation techniques applied to property subject to lease was the same as that applied to property not subject to lease.

SHIRE OF COOLGARDIE
NOTES TO AND FORMING PART OF THE FINANCIAL REPORT
FOR THE YEAR ENDED 30 JUNE 2025

9. INFRASTRUCTURE

(a) Movements in balances

Movement in the balances of each class of infrastructure between the beginning and the end of the current financial year.

	Infrastructure - roads	Infrastructure - footpaths	Infrastructure - drainage	Infrastructure - parks and ovals	Infrastructure - sewerage	Infrastructure - other	Infrastructure - landfill assets	Infrastructure - work in progress	Total infrastructure
	\$	\$	\$	\$	\$	\$	\$	\$	\$
Balance at 1 July 2023	99,344,744	1,971,030	960,463	2,912,639	3,214,150	12,057,601	3,065,978	0	123,526,605
Additions	219,432	0	71,849	174,328	1,152,928	252,076	0	0	1,870,613
Depreciation	(5,521,284)	(107,023)	(28,879)	(124,435)	(43,407)	(324,237)	(598,166)	0	(6,747,431)
Balance at 30 June 2024	94,042,892	1,864,007	1,003,433	2,962,532	4,323,671	11,985,440	2,467,812	0	118,649,787
Comprises:									
Gross balance at 30 June 2024	162,107,090	6,160,163	2,290,002	3,996,295	4,551,608	13,361,709	4,087,316	0	196,554,183
Accumulated depreciation at 30 June 2024	(68,064,198)	(4,296,156)	(1,286,569)	(1,033,763)	(227,937)	(1,376,269)	(1,619,504)	0	(77,904,396)
Balance at 30 June 2024	94,042,892	1,864,007	1,003,433	2,962,532	4,323,671	11,985,440	2,467,812	0	118,649,787
Additions	0	487,186	0	0	200,686	37,884	0	73,786	799,542
Depreciation	(4,176,710)	(112,263)	(30,526)	(125,180)	(56,383)	(334,643)	(1,431,817)	0	(6,267,522)
Balance at 30 June 2025	89,866,182	2,238,930	972,907	2,837,352	4,467,974	11,688,681	1,035,995	73,786	113,181,807
Comprises:									
Gross balance at 30 June 2025	162,107,090	6,647,349	2,290,002	3,996,295	4,752,294	13,399,593	4,087,316	73,786	197,353,725
Accumulated depreciation at 30 June 2025	(72,240,908)	(4,408,419)	(1,317,095)	(1,158,943)	(284,320)	(1,710,912)	(3,051,321)	0	(84,171,918)
Balance at 30 June 2025	89,866,182	2,238,930	972,907	2,837,352	4,467,974	11,688,681	1,035,995	73,786	113,181,807

SHIRE OF COOLGARDIE
NOTES TO AND FORMING PART OF THE FINANCIAL REPORT
FOR THE YEAR ENDED 30 JUNE 2025

9. INFRASTRUCTURE (Continued)

(b) Carrying amount measurements

Asset class	Fair value hierarchy	Valuation technique	Basis of valuation	Date of last valuation	Inputs used
(i) Fair value - as determined at the last valuation date					
Infrastructure - roads	3	Cost approach using depreciated replacement cost	Independent Registered Valuer	June 2023	Construction costs and current condition, residual values and remaining useful life assessments
Infrastructure - footpaths	3	Cost approach using depreciated replacement cost	Independent Registered Valuer	June 2023	Construction costs and current condition, residual values and remaining useful life assessments
Infrastructure - drainage	3	Cost approach using depreciated replacement cost	Independent Registered Valuer	June 2023	Construction costs and current condition, residual values and remaining useful life assessments
Infrastructure - parks and ovals	3	Cost approach using depreciated replacement cost	Independent Registered Valuer	June 2022	Construction costs and current condition, residual values and remaining useful life assessments
Infrastructure - sewerage	3	Cost approach using depreciated replacement cost	Independent Registered Valuer	June 2022	Construction costs and current condition, residual values and remaining useful life assessments
Infrastructure - other	3	Cost approach using depreciated replacement cost	Independent Registered Valuer	June 2022	Construction costs and current condition, residual values and remaining useful life assessments

Level 3 inputs are based on assumptions with regards to future values and patterns of consumption utilising current information. If the basis of these assumptions were varied, they have the potential to result in a significantly higher or lower fair value measurement.

During the period there were no changes in the valuation techniques used to determine the fair value of infrastructure using level 3 inputs.

**SHIRE OF COOLGARDIE
NOTES TO AND FORMING PART OF THE FINANCIAL REPORT
FOR THE YEAR ENDED 30 JUNE 2025**

10. FIXED ASSETS

(a) Depreciation

Depreciation rates

Typical estimated useful lives for the different asset classes for the current and prior years are included in the table below:

Asset class	Useful life
Land - freehold land	Not depreciated
Buildings - non-specialised	30-50 years
Buildings - specialised	3-50 years
Furniture and equipment	3-40 years
Plant and equipment	5-20 years
Infrastructure - roads	15-90 years
Infrastructure - footpaths	20-60 years
Infrastructure - drainage	75 years
Infrastructure - parks & ovals	5-50 years
Infrastructure - sewerage	10-100 years
Infrastructure - kerbing	60 years
Infrastructure - other	2-50 years
Infrastructure - landfill assets	6.5 years
Right of Use - buildings	3 years
Right of Use - plant & equipment	3-7 years

SHIRE OF COOLGARDIE
NOTES TO AND FORMING PART OF THE FINANCIAL REPORT
FOR THE YEAR ENDED 30 JUNE 2025

10. FIXED ASSETS (Continued)

MATERIAL ACCOUNTING POLICIES

Initial recognition

An item of property, plant and equipment or infrastructure that qualifies for recognition as an asset is measured at its cost.

Upon initial recognition, cost is determined as the amount paid (or other consideration given) to acquire the assets, plus costs incidental to the acquisition. The cost of non-current assets constructed by the Shire includes the cost of all materials used in construction, direct labour on the project and an appropriate proportion of variable and fixed overheads. For assets acquired at zero cost or otherwise significantly less than fair value, cost is determined as fair value at the date of acquisition.

Assets for which the fair value as at the date of acquisition is under \$5,000 are not recognised as an asset in accordance with *Local Government (Financial Management) Regulation 17A(5)*. These assets are expensed immediately.

Where multiple individual low value assets are purchased together as part of a larger asset or collectively forming a larger asset exceeding the threshold, the individual assets are recognised as one asset and capitalised.

Individual assets that are land, buildings and infrastructure acquired between scheduled revaluation dates of the asset class in accordance with the Shire's revaluation policy, are recognised at cost and disclosed as being at reportable value.

Measurement after recognition

Plant and equipment including furniture and equipment and right-of-use assets (other than vested improvements) are measured using the cost model as required under *Local Government (Financial Management) Regulation 17A(2)*. Assets held under the cost model are carried at cost less accumulated depreciation and any impairment losses being their reportable value.

Reportable value

In accordance with *Local Government (Financial Management) Regulation 17A(2)*, the carrying amount of non-financial assets that are land and buildings classified as property, plant and equipment, investment properties, infrastructure or vested improvements that the local government controls.

Reportable value is for the purpose of *Local Government (Financial Management) Regulation 17A(4)* is the fair value of the asset at its last valuation date minus (to the extent applicable) the accumulated depreciation and any accumulated impairment losses in respect of the non-financial asset subsequent to its last valuation date.

Revaluation

Land and buildings classified as property, plant and equipment, infrastructure or vested improvements that the local government controls and measured at reportable value, are only required to be revalued every five years in accordance with the regulatory framework. This includes buildings and infrastructure items which were pre-existing improvements (i.e. vested improvements) on land vested in the Shire.

Whilst the regulatory framework only requires a revaluation to occur every five years, it also provides for the Shire to revalue earlier if it chooses to do so.

Revaluation (continued)

For land, buildings and infrastructure, increases in the carrying amount arising on revaluation of asset classes are credited to a revaluation surplus in equity.

Decreases that offset previous increases of the same class of asset are recognised against revaluation surplus directly in equity. All other decreases are recognised in profit or loss.

Subsequent increases are then recognised in profit or loss to the extent they reverse a net revaluation decrease previously recognised in profit or loss for the same class of asset.

Depreciation

The depreciable amount of all property, plant and equipment and infrastructure, are depreciated on a straight-line basis over the individual asset's useful life from the time the asset is held ready for use. Leasehold improvements are depreciated over the shorter of either the unexpired period of the lease or the estimated useful life of the improvements.

The assets residual values and useful lives are reviewed, and adjusted if appropriate, at the end of each reporting period.

Depreciation on revaluation

When an item of property, plant and equipment and infrastructure is revalued, any accumulated depreciation at the date of the revaluation is treated in one of the following ways:

- (i) The gross carrying amount is adjusted in a manner that is consistent with the revaluation of the carrying amount of the asset; or
- (ii) Eliminated against the gross carrying amount of the asset and the net amount restated to the revalued amount of the asset.

Impairment

In accordance with *Local Government (Financial Management) Regulations 17A(4C)*, the Shire is not required to comply with *AASB 136 Impairment of Assets* to determine the recoverable amount of its non-financial assets that are land or buildings classified as property, plant and equipment, infrastructure or vested improvements that the local government controls in circumstances where there has been an impairment indication of a general decrease in asset values.

In other circumstances where it has been assessed that one or more of these non-financial assets are impaired, the asset's carrying amount is written down immediately to its recoverable amount if the asset's carrying amount is greater than its estimated recoverable amount.

Gains or losses on disposal

Gains and losses on disposals are determined by comparing proceeds with the carrying amount. These gains and losses are included in the statement of comprehensive income in the period in which they arise.

SHIRE OF COOLGARDIE
NOTES TO AND FORMING PART OF THE FINANCIAL REPORT
FOR THE YEAR ENDED 30 JUNE 2025

11. LEASES

(a) Right-of-use assets

Movement in the balance of each class of right-of-use asset between the beginning and the end of the current financial year.	Note	Right-of-use assets - land and buildings	Right-of-use assets - plant and equipment	Total right-of-use assets
		\$	\$	\$
Balance at 1 July 2023		0	1,301,859	1,301,859
Additions		3,923,625	0	3,923,625
Depreciation		(1,394,094)	(259,136)	(1,653,230)
Balance at 30 June 2024		2,529,531	1,042,723	3,572,254
Gross balance amount at 30 June 2024		3,923,625	2,162,473	6,086,098
Accumulated depreciation at 30 June 2024		(1,394,094)	(1,119,750)	(2,513,844)
Balance at 30 June 2024		2,529,531	1,042,723	3,572,254
Additions / Disposals		0	(437,441)	(437,441)
Depreciation backed out from sale and leaseback transactions		0	300,768	300,768
Revaluation increments / (decrements) transferred to profit or loss		3,036,154	0	3,036,154
Depreciation		(1,252,685)	(368,785)	(1,621,470)
Balance at 30 June 2025		4,313,000	537,265	4,850,265
Gross balance amount at 30 June 2025		5,830,000	1,725,032	7,555,032
Accumulated depreciation at 30 June 2025		(1,517,000)	(1,187,767)	(2,704,767)
Balance at 30 June 2025		4,313,000	537,265	4,850,265

The following amounts were recognised in the statement of comprehensive income during the period in respect of leases where the Shire is the lessee:

	2025 Actual	2024 Actual
	\$	\$
Depreciation on right-of-use assets	(1,621,470)	(1,653,230)
Finance charge on lease liabilities	(278,560)	(401,767)
Gains/(losses) from sale and leaseback transactions	115,257	0
Total amount recognised in the statement of comprehensive income	(1,784,773)	(2,054,997)
Total cash outflow from leases	(2,324,373)	(1,651,511)
(b) Lease liabilities		
Current	1,816,537	1,904,377
Non-current	249,474	2,207,447
	2,066,011	4,111,824

(c) Lessor - property, plant and equipment subject to lease
Refer to note 12 for details of leased investment property.

MATERIAL ACCOUNTING POLICIES

Leases

At inception of a contract, the Shire assesses if the contract contains or is a lease. A contract is, or contains, a lease if the contract conveys the right to control the use of an identified for a period of time in exchange for consideration.

At the commencement date, a right-of-use asset is recognised at cost and lease liability at the present value of the lease payments that are not paid at that date. The lease payments are discounted using the interest rate implicit in the lease, if that rate can be readily determined. If that rate cannot be readily determined, the Shire uses its incremental borrowing rate.

All contracts that are classified as short-term leases (i.e. a lease with a term of 12 months or less) and leases of low value assets are recognised as an operating expense on a straight-line basis over the term of the lease.

Details of individual lease liabilities required by regulations are provided at Note 29(e).

Right-of-use assets - measurement

Right-of-use assets are measured at cost. All right-of-use assets (other than vested improvements) under zero cost concessionary leases are measured at zero cost (i.e. not recognised in the Statement of Financial Position). The exception is vested improvements on concessionary land leases such as roads, buildings or other infrastructure which are reported at fair value.

Refer to Note 10 under revaluation for details on the material accounting policies applying to vested improvements.

Right-of-use assets - depreciation

Right-of-use assets are depreciated over the lease term or useful life of the underlying asset, whichever is the shorter. Where a lease transfers ownership of the underlying asset, or the cost of the right-of-use asset reflects that the Shire anticipates to exercise a purchase option, the specific asset is depreciated over the useful life of the underlying asset.

SHIRE OF COOLGARDIE
NOTES TO AND FORMING PART OF THE FINANCIAL REPORT
FOR THE YEAR ENDED 30 JUNE 2025

12. INVESTMENT PROPERTY	2025	2024
	Actual	Actual
	\$	\$
Non-current assets - at reportable value		
Carrying balance at 1 July	23,489,361	0
Acquisitions	352,171	0
Transfers	0	23,489,361
Net gain/(loss) from fair value adjustment	(6,551,532)	0
Closing balance at 30 June	17,290,000	23,489,361
Leasing arrangements		
Minimum lease payments under non-cancellable operating leases of investment properties not recognised in the financial statements are receivable as follows:		
Less than 1 year	2,710,125	5,567,025
1 to 2 years	1,378,350	1,239,975
	4,088,475	6,807,000

MATERIAL ACCOUNTING POLICIES

Investment properties

Investment properties are principally freehold buildings, held for long-term rental yields and not occupied by the Shire.

In accordance with *Local Government (Financial Management) Regulation 17A(2)*, the carrying amount of non-financial assets that are investment properties, are shown at their reportable value.

Reportable value for the purposes of *Local Government (Financial Management) Regulation 17A(4)* is the fair value of the asset at its last valuation date.

Revaluation

In accordance with the regulatory framework, investment properties are required to be revalued whenever required by AASB 140 and, in any event, every five years.

Fair value of investment properties

An independent valuation was performed to determine the fair value of the investment property. The valuation relied on Level 3 inputs in accordance with AASB 13, applying the cost approach, which condition, residual values, remaining useful life assessments, and other unobservable inputs were also considered.

**SHIRE OF COOLGARDIE
NOTES TO AND FORMING PART OF THE FINANCIAL REPORT
FOR THE YEAR ENDED 30 JUNE 2025**

13. TRADE AND OTHER PAYABLES	2025	Restated* 2024
	\$	\$
Current		
Sundry creditors	4,309,148	6,193,542
Prepaid rates	304,875	284,537
Accrued payroll liabilities	2,708	67,711
Statutory liabilities	64,515	98,386
Bonds and deposits held	184,592	34,889
Accrued interest on borrowings	244,108	49,796
Accrued salaries and wages	79,572	82,478
Accrued expenses	167,803	770,917
	5,357,321	7,582,256

MATERIAL ACCOUNTING POLICIES

Financial liabilities

Financial liabilities are initially recognised at fair value when the Shire becomes a party to the contractual provisions of the instrument.

Non-derivative financial liabilities (excluding financial guarantees) are subsequently measured at amortised cost.

Financial liabilities are derecognised where the related obligations are discharged, cancelled or expired. The difference between the carrying amount of the financial liability extinguished or transferred to another party and any consideration paid, including the transfer of non-cash assets or liabilities assumed, is recognised in profit or loss.

Statutory liabilities

Statutory liabilities, are amounts owed to regulatory authorities due to statutory obligations such as FBT and PAYG. GST payable is offset against GST receivable and any net GST payable is included as a statutory liability.

Trade and other payables

Trade and other payables represent liabilities for goods and services provided to the Shire prior to the end of the financial year that are unpaid and arise when the Shire becomes obliged to make future payments in respect of the purchase of these goods and services. The amounts are unsecured, are recognised as a current liability and are usually paid within 30 days of recognition. The carrying amounts of trade and other payables are considered to be the same as their fair values, due to their short-term nature.

Prepaid rates

Prepaid rates are, until the taxable event has occurred (start of the next financial year), refundable at the request of the ratepayer. Rates received in advance are initially recognised as a financial liability. When the taxable event occurs, the financial liability is extinguished and the Shire recognises income for the prepaid rates that have not been refunded.

* See Note 31 for details regarding correction of prior period errors.

SHIRE OF COOLGARDIE
NOTES TO AND FORMING PART OF THE FINANCIAL REPORT
FOR THE YEAR ENDED 30 JUNE 2025

14. OTHER LIABILITIES	2025	2024
	\$	\$
Current		
Capital grant/contributions liabilities	2,089,524	1,198,004
	<u>2,089,524</u>	<u>1,198,004</u>
Reconciliation of changes in capital grant/contribution liabilities		
Opening balance	1,198,004	561,869
Additions	2,089,524	1,198,004
Revenue from capital grant/contributions held as a liability at the start of the period	<u>(1,198,004)</u>	<u>(561,869)</u>
	<u>2,089,524</u>	<u>1,198,004</u>
Expected satisfaction of capital grant/contribution liabilities		
Less than 1 year	2,089,524	1,198,004
	<u>2,089,524</u>	<u>1,198,004</u>

MATERIAL ACCOUNTING POLICIES

Capital grant/contribution liabilities

Capital grant/contribution liabilities represent the Shire's obligations to construct recognisable non-financial assets to identified specifications to be controlled by the Shire which are yet to be satisfied. Capital grant/contribution liabilities are recognised as income when the obligations in the contract are satisfied.

SHIRE OF COOLGARDIE
NOTES TO AND FORMING PART OF THE FINANCIAL REPORT
FOR THE YEAR ENDED 30 JUNE 2025

15. BORROWINGS

	Note	2025			2024		
		Current	Non-current	Total	Current	Non-current	Total
Secured		\$	\$	\$	\$	\$	\$
Bank loans		0	25,463,497	25,463,497	5,823,019	19,075,235	24,898,254
Bank Overdraft		0	0	0	1,482,531	0	1,482,531
Total secured borrowings	29(a)	0	25,463,497	25,463,497	7,305,550	19,075,235	26,380,785

Secured liabilities and assets pledged as security

Bank overdrafts and bank loans are secured by a floating charge over the rates of the Shire of Coolgardie.

The Shire of Coolgardie has complied with the financial repayments of its borrowing facilities during the 2025 and 2024 years.

MATERIAL ACCOUNTING POLICIES

Borrowing costs

The Shire has elected to recognise borrowing costs as an expense when incurred regardless of how the borrowings are applied.

Fair values of borrowings are not materially different to their carrying amounts, since the interest payable on those borrowings is either close to current market rates or the borrowings are of a short term nature.

Borrowings fair values are based on discounted cash flows using a current borrowing rate. They are classified as level 3 fair values in the fair value hierarchy (see Note 26(i)) due to the unobservable inputs, including own credit risk.

Risk

Details of individual borrowings required by regulations are provided at Note 29(a).

SHIRE OF COOLGARDIE
NOTES TO AND FORMING PART OF THE FINANCIAL REPORT
FOR THE YEAR ENDED 30 JUNE 2025

16. EMPLOYEE RELATED PROVISIONS

Employee related provisions

Current provisions

Employee benefit provisions

Annual leave

Long service leave

Total current employee related provisions

Non-current provisions

Employee benefit provisions

Long service leave

Total non-current employee related provisions

Total employee related provisions

	2025	2024
	\$	\$
Annual leave	267,086	237,208
Long service leave	164,945	99,269
	432,031	336,477
Total current employee related provisions	432,031	336,477
Long service leave	114,684	137,572
	114,684	137,572
Total non-current employee related provisions	114,684	137,572
Total employee related provisions	546,715	474,049

Provision is made for benefits accruing to employees in respect of wages and salaries, annual leave and long service leave and associated on costs for services rendered up to the reporting date and recorded as an expense during the period the services are delivered.

Annual leave liabilities are classified as current, as there is no unconditional right to defer settlement for at least 12 months after the end of the reporting period.

MATERIAL ACCOUNTING POLICIES

Employee benefits

The Shire's obligations for employees' annual leave, long service leave and other employee leave entitlements are recognised as employee related provisions in the Statement of Financial Position.

Short-term employee benefits

Provision is made for the Shire's obligations for short-term employee benefits. Short-term employee benefits are benefits (other than termination benefits) that are expected to be settled wholly before 12 months after the end of the annual reporting period in which the employees render the related service, including wages, salaries and sick leave. Short-term employee benefits are measured at the (undiscounted) amounts expected to be paid when the obligation is settled.

The Shire's obligations for short-term employee benefits such as wages, salaries and sick leave are recognised as a part of current trade and other payables in the statement of financial position.

Other long-term employee benefits

Long-term employee benefits provisions are measured at the present value of the expected future payments to be made to employees. Expected future payments incorporate anticipated future wage and salary levels, durations of service and employee departures and are discounted at rates determined by reference to market yields at the end of the reporting period on government bonds that have maturity dates that approximate the terms of the obligations. Any remeasurements for changes in assumptions of obligations for other long-term employee benefits are recognised in profit or loss in the periods in which the changes occur.

The Shire's obligations for long-term employee benefits are presented as non-current provisions in its statement of financial position, except where the Shire does not have an unconditional right to defer settlement for at least 12 months after the end of the reporting period, in which case the obligations are presented as current provisions.

SHIRE OF COOLGARDIE
NOTES TO AND FORMING PART OF THE FINANCIAL REPORT
FOR THE YEAR ENDED 30 JUNE 2025

17. OTHER PROVISIONS

	Other Provisions	Provision for remediation costs	Provision for rates disputes	Total (Restated)
	\$	\$	\$	\$
Opening balance at 1 July 2024				
Current provisions	214,203	0	1,839,386	2,053,589
Non-current provisions	0	4,699,754	0	4,699,754
	214,203	4,699,754	1,839,386	6,753,343
Additional provision	0	0	110,278	110,278
Amounts used	(13,410)	0	0	(13,410)
Unused amounts reversed	0	(325,565)	0	(325,565)
Balance at 30 June 2025	200,793	4,374,189	1,949,664	6,524,646
Comprises				
Current	200,793	0	1,839,386	2,040,179
Non-current	0	4,374,189	110,278	4,484,467
	200,793	4,374,189	1,949,664	6,524,646

Other provisions

Amounts which are expected to be paid out within 12 months of the reporting date are classified as current. Exact timing of payment of non-current obligations is unable to be reliably estimated as it is dependent on factors beyond the control of the local government.

MATERIAL ACCOUNTING POLICIES

Provisions

Provisions are recognised when the Shire has a present legal or constructive obligation, as a result of past events, for which it is probable that an outflow of economic benefits will result and that outflow can be reliably measured.

Provisions are measured using the best estimate of the amounts required to settle the obligation at the end of the reporting period.

**SHIRE OF COOLGARDIE
NOTES TO AND FORMING PART OF THE FINANCIAL REPORT
FOR THE YEAR ENDED 30 JUNE 2025**

18. REVALUATION SURPLUS

	2025 Opening balance	Total Movement on revaluation	2025 Closing balance	2024 Opening balance	Total Movement on revaluation	2024 Closing balance
	\$	\$	\$	\$	\$	\$
Revaluation surplus - Land - market value	1,020,400	0	1,020,400	1,020,400	0	1,020,400
Revaluation surplus - Buildings - non specialised	419,361	0	419,361	419,361	0	419,361
Revaluation surplus - Buildings - specialised	18,641,438	0	18,641,438	18,641,438	0	18,641,438
Revaluation surplus - Furniture and equipment	344,808	0	344,808	344,808	0	344,808
Revaluation surplus - Infrastructure - roads	65,416,312	0	65,416,312	65,416,312	0	65,416,312
Revaluation surplus - Infrastructure - footpaths	942,369	0	942,369	942,369	0	942,369
Revaluation surplus - Infrastructure - drainage	288,505	0	288,505	288,505	0	288,505
Revaluation surplus - Infrastructure - parks and ovals	1,204,897	0	1,204,897	1,204,897	0	1,204,897
Revaluation surplus - Infrastructure - sewerage	2,051,822	0	2,051,822	2,051,822	0	2,051,822
Revaluation surplus - Infrastructure - landfill assets	281,278	325,565	606,843	465,327	(184,049)	281,278
	90,611,190	325,565	90,936,755	90,795,239	(184,049)	90,611,190

**SHIRE OF COOLGARDIE
NOTES TO AND FORMING PART OF THE FINANCIAL REPORT
FOR THE YEAR ENDED 30 JUNE 2025**

19. RESTRICTIONS OVER FINANCIAL ASSETS

	Note	2025 Actual \$	2024 Actual \$
The following classes of financial assets have restrictions imposed by regulations or other externally imposed requirements which limit or direct the purpose for which the resources may be used:			
- Cash and cash equivalents	3	2,347,349	2,455,829
		2,347,349	2,455,829
The restricted financial assets are a result of the following specific purposes to which the assets may be used:			
Restricted reserve accounts	30	257,825	257,825
Capital grant liabilities	14	2,089,524	1,198,004
Unspent loans	29(c)	0	1,000,000
Total restricted financial assets		2,347,349	2,455,829

**20. UNDRAWN BORROWING FACILITIES AND CREDIT
STANDBY ARRANGEMENTS**

Credit standby arrangements

Bank overdraft limit		2,000,000	1,500,000
Bank overdraft at balance date		0	(1,482,531)
Credit card limit		55,000	55,000
Credit card balance at balance date		(9,518)	(9,437)
Total amount of credit unused		2,045,482	63,032

Loan facilities

Loan facilities - current		0	7,305,550
Loan facilities - non-current		25,463,497	19,075,235
Total facilities in use at balance date		25,463,497	26,380,785
Unused loan facilities at balance date		0	0

**SHIRE OF COOLGARDIE
NOTES TO AND FORMING PART OF THE FINANCIAL REPORT
FOR THE YEAR ENDED 30 JUNE 2025**

21. CONTINGENT LIABILITIES

The Shire had no contingent liabilities to disclose at the end of reporting period.

22. CAPITAL COMMITMENTS

	2025	2024
	\$	\$
Contracted for:		
- capital expenditure projects	377,363	1,594,562
- plant & equipment purchases	0	177,219
	377,363	1,771,781
Payable:		
- not later than one year	377,363	1,771,781

SHIRE OF COOLGARDIE
NOTES TO AND FORMING PART OF THE FINANCIAL REPORT
FOR THE YEAR ENDED 30 JUNE 2025

23. RELATED PARTY TRANSACTIONS

(a) Council member remuneration

	Note	2025 Actual	2025 Budget	2024 Actual
		\$	\$	\$
Fees, expenses and allowances to be paid or reimbursed to council members.				
President's annual allowance		39,988	39,988	38,450
President's meeting attendance fees		27,425	27,425	26,370
President's ICT expenses		3,500	3,500	3,500
President's travel and accommodation expenses		355	2,500	40
		71,268	73,413	68,360
Deputy President's annual allowance		9,998	9,998	9,613
Deputy President's meeting attendance fees		17,711	17,711	17,030
Deputy President's ICT expenses		3,500	3,500	3,500
Deputy President's travel and accommodation expenses		230	1,000	0
		31,439	32,209	30,143
All other council member's meeting attendance fees		88,555	88,555	80,779
All other council member's ICT expenses		17,500	17,500	15,485
All other council member's travel and accommodation expenses		1,580	2,500	0
		107,635	108,555	96,264
	23(b)	210,342	214,177	194,767

(b) Key management personnel (KMP) compensation

The total of compensation paid to KMP of the Shire during the year are as follows:

Short-term employee benefits		877,385		761,693
Post-employment benefits		137,897		141,875
Employee - other long-term benefits		86,282		3,849
Employee - termination benefits		137,000		102,360
Council member costs	23(a)	210,342		194,767
		1,448,906		1,204,544

Short-term employee benefits

These amounts include all salary and fringe benefits awarded to KMP except for details in respect to fees and benefits paid to council members which may be separately found in the table above.

Post-employment benefits

These amounts are the current-year's cost of the Shire's superannuation contributions made during the year.

Other long-term benefits

These amounts represent annual leave and long service leave entitlements accruing during the year.

Termination benefits

These amounts represent termination benefits paid to KMP (Note: may or may not be applicable in any given year).

Council member costs

These amounts represent payments of member fees, expenses, allowances and reimbursements during the year.

**SHIRE OF COOLGARDIE
NOTES TO AND FORMING PART OF THE FINANCIAL REPORT
FOR THE YEAR ENDED 30 JUNE 2025**

23. RELATED PARTY TRANSACTIONS (Continued)

(c) Transactions with related parties

Transactions between related parties and the Shire are on normal commercial terms and conditions, no more favourable than those available to other parties, unless otherwise stated.

No outstanding balances or provisions for doubtful debts or guarantees exist in relation to related parties at year end.

In addition to KMP compensation above the following transactions occurred with related parties:

	2025 Actual	2024 Actual
	\$	\$
Sale of goods and services	3,434	0
Purchase of goods and services	73,913	37,926
Amounts outstanding from related parties:		
Trade and other receivables	6,307	0
Amounts payable to related parties:		
Trade and other payables	731	0

(d) Related parties

The Shire's main related parties are as follows:

i. Key management personnel

Any person(s) having authority and responsibility for planning, directing and controlling the activities of the Shire, directly or indirectly, including any council member, are considered key management personnel.

ii. Other Related Parties

Short-term employee benefits related to an associate person of the CEO who was employed by the Shire under normal employment terms and conditions.

iii. Entities subject to significant influence by the Shire

There were no such entities requiring disclosure during the current or previous year.

**SHIRE OF COOLGARDIE
NOTES TO AND FORMING PART OF THE FINANCIAL REPORT
FOR THE YEAR ENDED 30 JUNE 2025**

24. JOINT ARRANGEMENTS

Share of joint operations

(a) Goldfields Voluntary Regional Organisation of Councils

In June 2012 the Shire of Coolgardie became part of a joint venture arrangement with nine other Councils, being the Shire's of Dundas, Esperance, Laverton, Leonora, Menzies, Ngaanyatjarraku, Ravensthorpe, Wiluna and the City of Kalgoorlie-Boulder (collectively called the Goldfields Voluntary Regional Organisation of Councils - GVROC) for the provision of a regional records facility. The facility was located in Kalgoorlie and the Shire held a 1/10th share of the joint operation.

In June 2022 the joint venture arrangement with the nine other Councils was wound up, with a new joint venture arrangement entered into with two other Councils, being the Shire of Leonora and the City of Kalgoorlie-Boulder.

The facility remains located in Kalgoorlie and the Shire now holds a 1/3rd share of the joint operation.

The Shire has provided an interest free loan of \$100,000 to GVROC (refer Note 5)

(b) Department of Housing

The Shire has a joint arrangement with the Housing Authority to provide aged housing in Kambalda. The Shire's share of the joint arrangement is 50% and the Shire is required to set aside the equivalent of 1% of the current replacement cost of the properties from the annual rental income for the long term maintenance needs of the properties.

MATERIAL ACCOUNTING POLICIES

Joint operations

A joint operation is a joint arrangement where the Shire has joint control with two or more parties to the joint arrangement. All parties to joint arrangement have rights to the assets, and obligations for the liabilities relating to the arrangement.

Assets, liabilities, revenues and expenses relating to the Shire's interest in the joint operation are accounted for in accordance with the relevant Australian Accounting Standards.

**SHIRE OF COOLGARDIE
NOTES TO AND FORMING PART OF THE FINANCIAL REPORT
FOR THE YEAR ENDED 30 JUNE 2025**

25. EVENTS OCCURRING AFTER THE END OF THE REPORTING PERIOD

There were no events occurring after the end of the reporting period.

SHIRE OF COOLGARDIE
NOTES TO AND FORMING PART OF THE FINANCIAL REPORT
FOR THE YEAR ENDED 30 JUNE 2025

26. OTHER MATERIAL ACCOUNTING POLICIES

a) Goods and services tax (GST)

Revenues, expenses and assets are recognised net of the amount of GST, except where the amount of GST incurred is not recoverable from the Australian Taxation Office (ATO).

Receivables and payables are stated inclusive of GST receivable or payable. The net amount of GST recoverable from, or payable to, the ATO is included with receivables or payables in the statement of financial position.

Cash flows are presented on a gross basis. The GST components of cash flows arising from investing or financing activities which are recoverable from, or payable to, the ATO are presented as operating cash flows.

b) Current and non-current classification

The asset or liability is classified as current if it is expected to be settled within the next 12 months, being the Shire's operational cycle. In the case of liabilities where the Shire does not have the unconditional right to defer settlement beyond 12 months, such as vested long service leave, the liability is classified as current even if not expected to be settled within the next 12 months. Inventories held for trading are classified as current or non-current based on the Shire's intentions to release for sale.

c) Rounding off figures

All figures shown in this annual financial report, other than a rate in the dollar, are rounded to the nearest dollar. Amounts are presented in Australian Dollars.

d) Comparative figures

Where required, comparative figures have been adjusted to conform with changes in presentation for the current financial year.

When the Shire applies an accounting policy retrospectively, makes a retrospective restatement or reclassifies items in its financial statements that has a material effect on the statement of financial position, an additional (third) Statement of Financial Position as at the beginning of the preceding period in addition to the minimum comparative financial report is presented.

e) Budget comparative figures

Unless otherwise stated, the budget comparative figures shown in this annual financial report relate to the original budget estimate for the relevant item of disclosure.

f) Superannuation

The Shire contributes to a number of Superannuation Funds on behalf of employees. All funds to which the Shire contributes are defined contribution plans.

g) Fair value of assets and liabilities

Fair value is the price that the Shire would receive to sell the asset or would have to pay to transfer a liability, in an orderly (i.e. unforced) transaction between independent, knowledgeable and willing market participants at the measurement date.

As fair value is a market-based measure, the closest equivalent observable market pricing information is used to determine fair value. Adjustments to market values may be made having regard to the characteristics of the specific asset or liability. The fair values of assets that are not traded in an active market are determined using one or more valuation techniques. These valuation techniques maximise, to the extent possible, the use of observable market data.

To the extent possible, market information is extracted from either the principal market for the asset or liability (i.e. the market with the greatest volume and level of activity for the asset or liability) or, in the absence of such a market, the most advantageous market available to the entity at the end of the reporting period (i.e. the market that maximises the receipts from the sale of the asset after taking into account transaction costs and transport costs).

For non-financial assets, the fair value measurement also takes into account a market participant's ability to use the asset in its highest and best use or to sell it to another market participant that would use the asset in its highest and best use.

h) Interest revenue

Interest revenue is calculated by applying the effective interest rate to the gross carrying amount of a financial asset measured at amortised cost except for financial assets that subsequently become credit-impaired. For credit-impaired financial assets the effective interest rate is applied to the net carrying amount of the financial asset (after deduction of the loss allowance).

i) Fair value hierarchy

AASB 13 *Fair Value Measurement* requires the disclosure of fair value information by level of the fair value hierarchy, which categorises fair value measurement into one of three possible levels based on the lowest level that an input that is significant to the measurement can be categorised into as follows:

Level 1

Measurements based on quoted prices (unadjusted) in active markets for identical assets or liabilities that the entity can access at the measurement date.

Level 2

Measurements based on inputs other than quoted prices included in Level 1 that are observable for the asset or liability, either directly or indirectly.

Level 3

Measurements based on unobservable inputs for the asset or liability.

The fair values of assets and liabilities that are not traded in an active market are determined using one or more valuation techniques. These valuation techniques maximise, to the extent possible, the use of observable market data. If all significant inputs required to measure fair value are observable, the asset or liability is included in Level 2. If one or more significant inputs are not based on observable market data, the asset or liability is included in Level 3.

Valuation techniques

The Shire selects a valuation technique that is appropriate in the circumstances and for which sufficient data is available to measure fair value. The availability of sufficient and relevant data primarily depends on the specific characteristics of the asset or liability being measured. The valuation techniques selected by the Shire are consistent with one or more of the following valuation approaches:

Market approach

Valuation techniques that use prices and other relevant information generated by market transactions for identical or similar assets or liabilities.

Income approach

Valuation techniques that convert estimated future cash flows or income and expenses into a single discounted present value.

Cost approach

Valuation techniques that reflect the current replacement cost of the service capacity of an asset.

Each valuation technique requires inputs that reflect the assumptions that buyers and sellers would use when pricing the asset or liability, including assumptions about risks. When selecting a valuation technique, the Shire gives priority to those techniques that maximise the use of observable inputs and minimise the use of unobservable inputs. Inputs that are developed using market data (such as publicly available information on actual transactions) and reflect the assumptions that buyers and sellers would generally use when pricing the asset or liability are considered observable, whereas inputs for which market data is not available and therefore are developed using the best information available about such assumptions are considered unobservable.

i) Impairment of assets

In accordance with Australian Accounting Standards the Shire's assets, other than inventories, are assessed at each reporting date to determine whether there is any indication they may be impaired.

Where such an indication exists, an impairment test is carried out on the asset by comparing the recoverable amount of the asset, being the higher of the asset's fair value less costs to sell and value in use, to the asset's carrying amount except for non-financial assets that are:

- land and buildings classified as property, plant and equipment;
- infrastructure; or
- vested improvements that the local government controls, in circumstances where there has been an impairment indication of a general decrease in asset values.

These non-financial assets are assessed in accordance with the regulatory framework detailed in Note 10.

Any excess of the asset's carrying amount over its recoverable amount is recognised immediately in profit or loss, unless the asset is carried at a revalued amount in accordance with another Standard (e.g. AASB 116 *Property, Plant and Equipment*) whereby any impairment loss of a revalued asset is treated as a revaluation decrease in accordance with that other Standard.

SHIRE OF COOLGARDIE
 NOTES TO AND FORMING PART OF THE FINANCIAL REPORT
 FOR THE YEAR ENDED 30 JUNE 2025

27. RATING INFORMATION

(a) General rates

RATE TYPE	Basis of valuation	Rate in \$	Number of properties	2024/25 Actual rateable value*	2024/25 Actual rate revenue	2024/25 Actual interim rates	2024/25 Actual total revenue	2024/25 Budget rate revenue	2024/25 Budget interim rate	2024/25 Budget total revenue	2023/24 Actual total revenue
Residential, Commercial & Industrial	Gross rental valuation	0.082950	915	12,327,866	1,022,596	(12,725)	1,009,871	1,019,577	100,000	1,119,577	1,003,500
Transient Workforce Accommodation	Gross rental valuation	0.164230	7	2,420,500	397,519	203,317	600,836	397,437	404,000	801,437	222,495
Mining	Unimproved valuation	0.236670	1,504	33,578,435	7,947,008	1,722,934	9,669,942	7,966,525	150,000	8,116,525	7,075,675
Rural/Pastoral	Unimproved valuation	0.120440	28	4,489,768	540,748	0	540,748	1,008,627	0	1,008,627	528,045
Total general rates			2,454	52,816,569	9,907,871	1,913,526	11,821,397	10,392,166	654,000	11,046,166	8,829,715
Minimum payment											
		\$									
Residential, Commercial & Industrial	Gross rental valuation	772	878	5,909,948	677,816	0	677,816	677,816	0	677,816	664,646
Transient Workforce Accommodation	Gross rental valuation	1,539	0	0	0	0	0	0	0	0	0
Mining	Unimproved valuation	476	456	469,279	217,056	0	217,056	217,532	0	217,532	407,303
Rural/Pastoral	Unimproved valuation	746	13	13,000	9,698	0	9,698	10,444	0	10,444	10,248
Total minimum payments			1,347	6,392,227	904,570	0	904,570	905,792	0	905,792	1,082,197
Total general rates and minimum payments			3,801	59,208,796	10,812,441	1,913,526	12,725,967	11,297,958	654,000	11,951,958	9,911,912
Concessions							(14,700)			(20,000)	(15,957)
Total rates							12,711,267			11,931,958	9,895,955
(b) Rates related information											
Rates instalment interest							16,492			20,000	20,099
Rates instalment plan charges							32,698			44,800	42,417
Rates overdue interest							41,182			25,000	24,014
Rates written off							(205,893)			0	(1,722,235)

*Rateable Value at time of raising of rate.

SHIRE OF COOLGARDIE
NOTES TO AND FORMING PART OF THE FINANCIAL REPORT
FOR THE YEAR ENDED 30 JUNE 2025

28. DETERMINATION OF SURPLUS OR DEFICIT

Note	2024/25 (30 June 2025 carried forward)	2024/25 Budget (30 June 2025 carried forward)	2023/24 (30 June 2024 carried forward)
	\$	\$	\$
(a) Non-cash amounts excluded from operating activities			
The following non-cash revenue or expenditure has been excluded from amounts attributable to operating activities within the Statement of Financial Activity in accordance with <i>Financial Management Regulation 32</i> .			
Adjustments to operating activities			
	Less: Profit on asset disposals	0	(180,071)
	Less: Movement in liabilities associated with restricted cash	0	(412,085)
	Less: Fair value adjustments to financial assets at fair value through profit or loss	0	(2,102)
	Add: Loss on disposal of assets	0	0
	Add: Depreciation	9,442,371	10,784,166
10(a)	9,308,928	9,442,371	10,784,166
Non-cash movements in non-current assets and liabilities:			
	Accrued interest on borrowings	0	(50,193)
	Right of use assets	0	0
12	Investment property	0	0
	Pensioner deferred rates	0	(15,311)
	Trade Receivables	0	(98,500)
	Employee benefit provisions	0	50,638
	Other provisions	0	0
	110,278	0	0
Non-cash amounts excluded from operating activities			
	12,728,007	9,442,371	10,076,542
(b) Non-cash amounts excluded from investing activities			
The following non-cash revenue or expenditure has been excluded from amounts attributable to investing activities within the Statement of Financial Activity in accordance with <i>Financial Management Regulation 32</i> .			
Adjustments to investing activities			
	Right of use assets received - non cash	0	3,923,625
11(a)	(437,441)	0	3,923,625
Non-cash amounts excluded from investing activities			
	(437,441)	0	3,923,625
(c) Non-cash amounts excluded from financing activities			
The following non-cash revenue or expenditure has been excluded from amounts attributable to financing activities within the Statement of Financial Activity in accordance with <i>Financial Management Regulation 32</i> .			
Adjustments to financing activities			
	Non cash proceeds from new leases	0	(3,923,625)
29(e)	0	0	(3,923,625)
Non-cash amounts excluded from financing activities			
	0	0	(3,923,625)
(d) Surplus or deficit after imposition of general rates			
The following current assets and liabilities have been excluded from the net current assets used in the Statement of Financial Activity in accordance with <i>Financial Management Regulation 32</i> to agree to the surplus/(deficit) after imposition of general rates.			
Adjustments to net current assets			
	Less: Reserve accounts	(240,791)	(257,825)
30	(257,825)	(240,791)	(257,825)
Add: Current liabilities not expected to be cleared at end of year			
	- Current portion of borrowings	4,192,632	5,823,019
15	0	4,192,632	5,823,019
	- Overdraft Facility	0	1,482,531
	- Current portion of lease liabilities	1,016,108	1,904,377
11(b)	1,816,537	1,016,108	1,904,377
	- Employee benefit provisions	412,085	0
	0	412,085	0
Total adjustments to net current assets			
	1,558,712	5,380,034	8,952,102
Net current assets used in the Statement of financial activity			
	Total current assets	3,840,474	3,559,307
	6,632,266	3,840,474	3,559,307
	Less: Total current liabilities	(9,847,744)	(20,380,253)
	(11,735,592)	(9,847,744)	(20,380,253)
	Less: Total adjustments to net current assets	5,380,034	8,952,102
	1,558,712	5,380,034	8,952,102
Surplus or deficit after imposition of general rates			
	(3,544,614)	(627,236)	(7,868,844)
	(3,544,614)	(627,236)	(7,868,844)

SHIRE OF COOLGARDIE
NOTES TO AND FORMING PART OF THE FINANCIAL REPORT
FOR THE YEAR ENDED 30 JUNE 2025

29. BORROWING AND LEASE LIABILITIES

(a) Borrowings

Purpose	Note	Actual								Budget			
		Principal at 1 July 2023	New loans during 2023-24	Principal repayments during 2023-24	Principal at 30 June 2024	New loans during 2024-25	Principal repayments during 2024-25	Principal at 30 June 2025	Principal at 1 July 2024	New loans during 2024-25	Principal repayments during 2024-25	Principal at 30 June 2025	
		\$	\$	\$	\$	\$	\$	\$	\$	\$	\$	\$	
Bluebush Village - Stage 1 Construction	ANZ	7,750,000	0	(1,644,000)	6,106,000	0	(6,106,000)	0	5,927,928	0	(1,542,000)	4,385,928	
Bluebush Village - Stage 1 Buildings	CBA	0	9,250,000	(804,848)	8,445,152	0	(8,445,152)	0	8,222,521	0	(2,504,088)	5,718,433	
Bluebush Village - Stage 1 Executive Rooms	CBA	455,450	0	(92,414)	363,036	0	(363,036)	0	432,816	0	(97,267)	335,549	
Bluebush Village - Stage 2 Construction	CBA	2,500,000	0	(336,736)	2,163,264	0	(2,163,264)	0	4,889,130	0	(949,403)	3,939,727	
Bluebush Village - Stage 2 Construction	ANZ	0	2,500,000	(208,335)	2,291,665	0	(2,291,665)	0	0	0	0	0	
Goodenia Court Units	CBA	962,212	0	(78,548)	883,664	0	(883,664)	0	943,067	0	(83,277)	859,790	
Coolgardie Class III Waste Facility	ANZ	2,708,000	0	(654,900)	2,053,100	0	(2,053,100)	0	2,053,100	0	(746,765)	1,306,335	
Coolgardie Aquatic Facilities	CBA	91,181	0	(8,463)	82,718	0	(82,718)	0	83,424	0	(8,816)	74,608	
Kambalda Aquatic Facilities	CBA	1,272,832	0	(118,136)	1,154,696	0	(1,154,696)	0	1,164,543	0	(133,572)	1,030,971	
Kambalda Aquatic Facilities	CBA	432,197	0	(40,113)	392,084	0	(392,084)	0	395,427	0	(45,481)	349,946	
Kambalda Aerodrome Refurbishment	ANZ	813,000	0	(204,000)	609,000	0	(609,000)	0	609,000	0	(204,000)	405,000	
Coolgardie Post Office	CBA	390,080	0	(36,205)	353,875	0	(353,875)	0	356,893	0	(37,718)	319,175	
Bluebush Village - Stage 1 Buildings (CBA Refinanced)	CBA	0	0	0	0	7,312,431	0	7,312,431	0	0	0	0	
Bluebush Village - Stage 2 Construction (CBA Refinanced)	CBA	0	0	0	0	1,841,120	0	1,841,120	0	0	0	0	
Bluebush Village - Stage 1 Exec Rooms (CBA Refinanced)	CBA	0	0	0	0	321,302	0	321,302	0	0	0	0	
Goodenia Court Units (CBA Refinanced)	CBA	0	0	0	0	847,343	0	847,343	0	0	0	0	
Coolgardie Aquatic Facilities (CBA Refinanced)	CBA	0	0	0	0	78,053	0	78,053	0	0	0	0	
Kambalda Aquatic Facilities (CBA Refinanced)	CBA	0	0	0	0	1,089,578	0	1,089,578	0	0	0	0	
Kambalda Aquatic Facilities (CBA Refinanced)	CBA	0	0	0	0	369,972	0	369,972	0	0	0	0	
Coolgardie Post Office (CBA Refinanced)	CBA	0	0	0	0	333,918	0	333,918	0	0	0	0	
CBA Overdraft Facility (CBA Refinanced)	CBA	0	0	0	0	769,781	0	769,781	0	0	0	0	
Bluebush Village - Stage 1 Construction (ANZ Refinanced)	CBA	0	0	0	0	4,646,000	0	4,646,000	0	0	0	0	
Coolgardie Class III Waste Facility (ANZ Refinanced)	CBA	0	0	0	0	1,463,100	0	1,463,100	0	0	0	0	
Kambalda Aerodrome Refurbishment (ANZ Refinanced)	CBA	0	0	0	0	439,000	0	439,000	0	0	0	0	
Bluebush Village - Stage 2 Construction (ANZ Refinanced)	CBA	0	0	0	0	1,874,995	0	1,874,995	0	0	0	0	
Cashflow Assistance	CBA	0	0	0	0	4,076,904	0	4,076,904	0	0	0	0	
Overdraft Facility	CBA	0	0	0	0	0	0	0	1,490,000	0	0	1,490,000	
Total		17,374,952	11,750,000	(4,226,698)	24,898,254	25,463,497	(24,898,254)	25,463,497	26,567,849	0	(6,352,387)	20,215,462	
Borrowing finance cost payments													

SHIRE OF COOLGARDIE
NOTES TO AND FORMING PART OF THE FINANCIAL REPORT
FOR THE YEAR ENDED 30 JUNE 2025

BORROWING AND LEASE LIABILITIES (Continued)

Purpose	Loan number	Institution	Interest rate	Date final payment is due	Actual for year ending	Budget for year ending	Actual for year ending
					30 June 2025	30 June 2025	30 June 2024
					\$	\$	\$
Bluebush Village - Stage 1 Construction	118	ANZ	5.65%	N/A	(278,020)	(210,000)	(462,145)
Bluebush Village - Stage 1 Buildings	123	CBA	4.90%	N/A	(598,941)	(372,241)	(266,484)
Bluebush Village - Stage 1 Executive Rooms	120	CBA	5.09%	N/A	(14,400)	(16,644)	(23,244)
Bluebush Village - Stage 2 Construction	121	CBA	5.75%	N/A	(128,612)	(186,780)	(89,002)
Bluebush Village - Stage 2 Construction	124	ANZ	5.64%	N/A	(116,182)	0	(86,248)
Goodenia Court Units	122	CBA	5.71%	N/A	(47,739)	(48,698)	(53,426)
Coolgardie Class III Waste Facility	117	ANZ	5.64%	N/A	(110,417)	(80,825)	(108,097)
Coolgardie Aquatic Facilities	112	CBA	5.50%	N/A	(4,551)	(4,329)	(5,560)
Kambalda Aquatic Facilities	114	CBA	5.50%	N/A	(63,564)	(64,428)	(77,605)
Kambalda Aquatic Facilities	116	CBA	5.50%	N/A	(21,581)	(20,519)	(26,351)
Kambalda Aerodrome Refurbishment	119	ANZ	5.64%	N/A	(28,588)	(40,878)	(42,229)
Coolgardie Post Office	113	CBA	5.50%	N/A	(19,595)	(22,282)	(23,783)
CBA Overdraft Facility (CBA Refinanced)	125	CBA	5.34%	29/01/2035	(17,233)	0	0
Cashflow Assistance	126	CBA	5.81%	13/04/2035	(40,640)	0	0
Overdraft Facility	N/A	CBA	10.58%	13/04/2035	(93,665)	(125,000)	(81,123)
Total					(1,583,728)	(1,192,624)	(1,345,297)
Total finance cost payments					(1,583,728)	(1,192,624)	(1,345,297)

* WA Treasury Corporation

(b) New borrowings - 2024/25

Particulars/purpose	Institution	Loan type	Term years	Interest rate	Amount borrowed		Amount (used)		Total interest and charges	Actual balance unspent
					2025 Actual	2025 Budget	2025 Actual	2025 Budget		
					\$	\$	\$	\$	\$	\$
Refinance Current CBA Loans	CBA	Fixed	10	5.34%	12,193,717	0	(12,193,717)	0	4,456,684	0
Refinance Current CBA Overdraft	CBA	Fixed	10	5.34%	769,781	0	(769,781)	0	281,347	0
Refinance Current ANZ Loans	CBA	Variable	10	5.81%	8,423,095	0	(8,423,095)	0	3,916,021	0
Cashflow Assistance	CBA	Variable	10	5.81%	4,076,904	0	(4,076,904)	0	1,895,413	0
					25,463,497	0	(25,463,497)	0	10,549,465	0

* WA Treasury Corporation

(c) Unspent borrowings

Particulars	Institution	Date Borrowed	Unspent balance	Borrowed during	Expended during	Unspent balance
			1 July 2024	2024-25	2024-25	30 June 2025
			\$	\$	\$	\$
Goodenia Court Unit Development	CBA	15/05/2023	1,000,000	0	(1,000,000)	0
			1,000,000	0	(1,000,000)	0

SHIRE OF COOLGARDIE
NOTES TO AND FORMING PART OF THE FINANCIAL REPORT
FOR THE YEAR ENDED 30 JUNE 2025

BORROWING AND LEASE LIABILITIES (Continued)

(d) Bank Overdraft

Purpose	Institution	Year Established	Brought Forward 1 July 2024	Increased During Year	Decreased During Year	Overdraft Remaining 30 June 2025
Fund operating activities	CBA	23/24	1,482,531	95,832	(1,578,363)	0
			1,482,531	95,832	(1,578,363)	0

(d) Refinancing of borrowings

During the year the Shire refinanced all loans with ANZ and CBA to assist the Shire with short term cash flow.

(i) Original debentures

Particulars	Objectives of Refinancing	Reasons for Refinancing	Institution	Loan type	Term years	Total interest and charges	Interest rate
						\$	%
Bluebush Village - Stage 1 Construction	Improve cash flow	Budget Sustainability	ANZ	Variable	5	1,035,185	5.65%
Bluebush Village - Stage 2 Construction	Improve cash flow	Budget Sustainability	ANZ	Variable	5	381,247	5.64%
Coolgardie Class III Waste Facility	Improve cash flow	Budget Sustainability	ANZ	Variable	5	532,768	5.64%
Kambalda Aerodrome Refurbishment	Improve cash flow	Budget Sustainability	ANZ	Variable	5	149,565	5.64%
Bluebush Village - Stage 1 Buildings	Improve cash flow	Budget Sustainability	CBA	Variable	5	1,463,323	5.75%
Bluebush Village - Stage 1 Executive Rooms	Improve cash flow	Budget Sustainability	CBA	Variable	5	69,551	5.09%
Bluebush Village - Stage 2 Construction	Improve cash flow	Budget Sustainability	CBA	Variable	5	336,367	4.90%
Goodenia Court Units	Improve cash flow	Budget Sustainability	CBA	Variable	5	319,746	5.71%
Coolgardie Aquatic Facilities	Improve cash flow	Budget Sustainability	CBA	Variable	10	7,485	5.50%
Kambalda Aquatic Facilities	Improve cash flow	Budget Sustainability	CBA	Variable	10	32,023	5.50%
Kambalda Aquatic Facilities	Improve cash flow	Budget Sustainability	CBA	Variable	10	104,491	5.50%
Coolgardie Post Office	Improve cash flow	Budget Sustainability	CBA	Variable	10	35,480	5.50%
						4,467,231	

(ii) Refinanced debenture

Particulars	Institution	Loan type	Amount to be refinanced	Amount principal varies to original	Term years	Total interest and charges	Interest rate
			\$	\$		\$	%
Bluebush Village - Stage 1 Buildings (CBA Refinanced)	CBA	Fixed	(7,312,431)	0	10	(2,672,622)	5.34%
Bluebush Village - Stage 2 Construction (CBA Refinanced)	CBA	Fixed	(1,841,120)	0	10	(672,911)	5.34%
Bluebush Village - Stage 1 Exec Rooms (CBA Refinanced)	CBA	Fixed	(321,302)	0	10	(117,432)	5.34%
Goodenia Court Units (CBA Refinanced)	CBA	Fixed	(847,343)	0	10	(390,696)	5.34%
Coolgardie Aquatic Facilities (CBA Refinanced)	CBA	Fixed	(78,053)	0	10	(28,527)	5.34%
Kambalda Aquatic Facilities (CBA Refinanced)	CBA	Fixed	(1,089,578)	0	10	(398,230)	5.34%
Kambalda Aquatic Facilities (CBA Refinanced)	CBA	Fixed	(369,972)	0	10	(135,221)	5.34%
Coolgardie Post Office (CBA Refinanced)	CBA	Fixed	(333,918)	0	10	(122,044)	5.34%
Bluebush Village - Stage 1 Construction (ANZ Refinanced)	CBA	Variable	(4,646,000)	0	10	(2,159,994)	5.81%
Coolgardie Class III Waste Facility (ANZ Refinanced)	CBA	Variable	(1,463,100)	0	10	(680,217)	5.81%
Kambalda Aerodrome Refurbishment (ANZ Refinanced)	CBA	Variable	(439,000)	0	10	(204,098)	5.81%
Bluebush Village - Stage 2 Construction (ANZ Refinanced)	CBA	Variable	(1,874,995)	0	10	(871,713)	5.81%
			(20,616,812)	0		(8,453,705)	

SHIRE OF COOLGARDIE
NOTES TO AND FORMING PART OF THE FINANCIAL REPORT
FOR THE YEAR ENDED 30 JUNE 2025

BORROWING AND LEASE LIABILITIES (Continued)

(e) Lease liabilities

Purpose	Note	Actual				Budget						
		Principal at 1 July 2023	New leases during 2023-24	Principal repayments during 2023-24	Principal at 30 June 2024	New leases during 2024-25	Principal repayments during 2024-25	Principal at 30 June 2025	Principal at 1 July 2024	New leases during 2024-25	Principal repayments during 2024-25	Principal at 30 June 2025
		\$	\$	\$	\$	\$	\$	\$	\$	\$	\$	\$
Kambalda Gym Equipment #1		89,081	0	(18,451)	70,630	0	(25,980)	44,650	66,356	0	(25,947)	40,409
Kambalda Gym Equipment #2		0	33,516	(3,039)	30,477	0	(9,751)	20,726	0	0	0	0
Coolgardie Gym Equipment		0	54,512	(2,578)	51,934	0	(10,097)	41,837	0	0	0	0
Bluebush Village - Stage 2		0	3,794,296	(892,443)	2,901,853	0	(1,503,582)	1,398,271	2,773,098	0	(1,579,907)	1,193,191
Hino 700 Series (P351)		115,646	0	(24,414)	91,232	0	(24,656)	66,576	92,473	0	(24,656)	67,817
Hino 500 Series (P355)		98,817	0	(16,116)	82,701	0	(16,532)	66,169	83,277	0	(16,532)	66,745
Hino 500 Series (P358)		88,297	0	(18,725)	69,572	0	(69,572)	0	70,574	0	(19,194)	51,380
Caterpillar 962M Wheel Loader (P382)		295,872	0	(69,975)	225,897	0	(74,899)	150,998	227,745	0	(74,904)	152,841
Caterpillar 826K Compactor (P383)		485,762	0	(114,886)	370,876	0	(122,969)	247,907	373,912	0	(122,977)	250,935
Caterpillar D10T Dozer (P387)		232,458	0	(69,218)	163,240	0	(163,240)	0	179,696	0	(70,711)	108,985
Interactive Whiteboards		32,010	0	(10,348)	21,662	0	(10,948)	10,714	21,492	0	(10,241)	11,251
ICT Equipment		0	41,301	(9,551)	31,750	0	(13,587)	18,163	30,832	0	(14,652)	16,180
Total lease liabilities	11(b)	1,437,943	3,923,625	(1,249,744)	4,111,824	0	(2,045,813)	2,066,011	3,919,455	0	(1,959,721)	1,959,734

Lease finance cost payments

Purpose	Lease number	Institution	Interest rate	Date final payment is due	Actual for year ending 30 June 2025	Budget for year ending 30 June 2025	Actual for year ending 30 June 2024	Lease term
					\$	\$	\$	
Kambalda Gym Equipment #1	147-0106194-002	Techno Gym	6.90%	7/02/2027	(3,890)	(6,941)	(5,869)	60 months
Kambalda Gym Equipment #2	187-1185-187-003	Techno Gym	10.92%	29/04/2027	(2,708)	0	(1,117)	39 months
Coolgardie Gym Equipment	187-1185-187-002	Techno Gym	5.32%	7/02/2027	(2,261)	0	(562)	60 months
Bluebush Village - Stage 2	CAS-109046-NOW	Vestone	9.60%	3/04/2027	(240,406)	(341,107)	(324,420)	36 months
Hino 700 Series (P351)	6320171	Kooya	2.54%	13/09/2025	(1,868)	(4,676)	(2,627)	84 months
Hino 500 Series (P355)	6344997	Kooya	2.54%	18/03/2026	(1,888)	(3,730)	(2,304)	84 months
Hino 500 Series (P358)	6374551	Kooya	2.54%	N/A	(76)	(3,600)	(2,008)	84 months
Caterpillar 962M Wheel Loader (P382)	COO01052022-YG-01	Vestone	6.86%	3/05/2027	(5,922)	(21,540)	(17,627)	60 months
Caterpillar 826K Compactor (P383)	COO01052022-YG-01	Vestone	6.86%	3/05/2027	(8,673)	(35,363)	(28,942)	60 months
Caterpillar D10T Dozer (P387)	COO04102022B-01	Vestone	6.86%	5/10/2026	(8,691)	(18,249)	(13,357)	48 months
Interactive Whiteboards	2073290	BenQ	3.43%	4/04/2026	(1,112)	(3,025)	(1,819)	36 months
ICT Equipment	190006130	Meraki	4.24%	31/10/2026	(1,065)	(1,465)	(1,115)	36 months
Total finance cost payments					(278,560)	(439,696)	(401,767)	

**SHIRE OF COOLGARDIE
NOTES TO AND FORMING PART OF THE FINANCIAL REPORT
FOR THE YEAR ENDED 30 JUNE 2025**

30. RESERVE ACCOUNTS

	2025 Actual opening balance	2025 Actual transfer to	2025 Actual transfer (from)	2025 Actual closing balance	2025 Budget opening balance	2025 Budget transfer to	2025 Budget transfer (from)	2025 Budget closing balance	2024 Actual opening balance	2024 Actual transfer to	2024 Actual transfer (from)	2024 Actual closing balance
	\$	\$	\$	\$	\$	\$	\$	\$	\$	\$	\$	\$
Restricted by council												
(a) Plant and Equipment	76,901	0	0	76,901	71,821	0	0	71,821	71,821	5,080	0	76,901
(b) Sewerage	59,725	0	0	59,725	55,778	0	0	55,778	55,779	3,946	0	59,725
(c) Infrastructure Renewal	88,677	0	0	88,677	82,819	0	0	82,819	82,818	5,859	0	88,677
(d) Aged Accommodation	32,522	0	0	32,522	30,373	0	0	30,373	30,373	2,149	0	32,522
	257,825	0	0	257,825	240,791	0	0	240,791	240,791	17,034	0	257,825

All reserves are supported by cash and cash equivalents and financial assets at amortised cost and are restricted within equity as Reserve accounts.

In accordance with council resolutions or adopted budget in relation to each reserve account, the purpose for which the reserves are set aside and their anticipated date of use are as follows:

Name of reserve account	Purpose of the reserve account
Restricted by council	
(a) Plant and Equipment	To be used for the purchase of major and minor plant and equipment
(b) Sewerage	To repair, replace or extend the Coolgardie sewerage infrastructure
(c) Infrastructure Renewal	To meet the needs of renewal funding for future capital renewal infrastructure generally
(d) Aged Accommodation	To meet the needs of renewal funding for aged accommodation

**SHIRE OF COOLGARDIE
NOTES TO AND FORMING PART OF THE FINANCIAL REPORT
FOR THE YEAR ENDED 30 JUNE 2025**

31. CORRECTION OF ERROR

During the year ended 30 June 2025, the following misstatements were identified relating to prior periods. The misstatements have been corrected by restating each of the affected financial statement line items for the prior periods.

Adjustment to Prior Year Expenditure

1. Accrued Expenditure

As part of the year-end review process, it was identified that certain costs relating to the 2023/24 financial year had been incorrectly recognised in the subsequent 2024/25 financial year. The value of these costs totalled \$770,917 and primarily related to operating expenditure that should have been attributed to the reporting period ended 30 June 2024.

In accordance with accounting standards and to ensure the financial statements provide a true and fair view of the Shire's financial performance, the error has been corrected by reallocating the expenditure to the correct financial year. This adjustment has the following impact on the financial results for the period ended 30 June 2024:

- An increase in total expenditure of \$770,917.
- A corresponding decrease in the net result of \$770,917.
- A reduction in total comprehensive income of \$770,917.
- An increase in trade and other payables of \$770,917.

This adjustment does not affect the overall financial position of the Shire across the two reporting periods, but it does more accurately align costs with the period in which they were incurred. The correction reinforces the importance of ongoing review and monitoring processes to ensure expenditure is consistently recognised in the correct financial year.

2. Rating Valuation

During the 2023/24 financial year, the State Administrative Tribunal (SAT) issued a determination confirming that an incorrect valuation basis had been applied to several rate assessments over a period of four financial years. As a result of this ruling, the Shire was required to recalculate rates for the affected properties, which identified that the Shire had overcharged the ratepayer a total of \$1,839,386.

Of the total overcharge:

- \$461,739 relates to the 2023/24 financial year, and
- \$1,377,647 relates to prior financial years.

In accordance with Australian Accounting Standards, the Shire has recognised:

- A reduction in rate revenue of \$461,739 in the 2023/24 financial year;
- An increase in other expenditure of \$1,377,647 relating to rates written off for prior years; and
- A current provision of \$1,839,386, disclosed at Note 17 – Other Provisions, representing the total amount payable to the ratepayer.

This treatment ensures the financial statements accurately reflect the financial impact of the SAT determination and appropriately distinguishes the current-year and prior-year components of the adjustment. Given the timing of the ruling (ie. November 2023), it was determined that the error only existed in the 2023/24 financial year and there was no impact in financial periods prior to 2023/24.

CORRECTION OF ERROR (Continued)

The impact for each prior period is shown in the table below :

Statement of Financial Position (Extract)	30 June 2024		
	30 June 2024	Restatement	(Restated)
	\$	\$	\$
Current Liabilities			
Trade and other payables	6,811,339	770,917	7,582,256
Other provisions	214,203	1,839,386	2,053,589
Total Current Liabilities	17,769,950	2,610,303	20,380,253
Retained earnings	54,025,403	(2,610,303)	51,415,100
Total equity	144,894,418	(2,610,303)	142,284,115


Statement of Comprehensive Income (Extract)	2024		
	2024	Restatement	(Restated)
	\$	\$	\$
Revenue			
Rates	10,357,694	(461,739)	9,895,955
Expenses			
Materials and contracts	(12,449,779)	(441,956)	(12,891,735)
Utility charges	(1,211,362)	(17,361)	(1,228,723)
Other expenditure	(1,683,421)	(1,689,247)	(3,372,668)
Net result for the period	(4,617,984)	(2,610,303)	(7,228,287)
Total comprehensive income for the period	(4,802,033)	(2,610,303)	(7,412,336)

Statement of Financial Activity (Extract)	2024		
	2024	Restatement	(Restated)
	\$	\$	\$
Expenditure from operating activities			
Materials and contracts	(12,449,779)	(441,956)	(12,891,735)
Utility charges	(1,211,362)	(17,361)	(1,228,723)
Other expenditure	(1,683,421)	(1,689,247)	(3,372,668)
Amount attributable to operating activities	4,807,985	(2,610,303)	2,197,682
Surplus or deficit after imposition of general rates	(5,258,541)	(2,610,303)	(7,868,844)

Note 13 - Trade and Other Payables (Extract)	30 June 2024		
	30 June 2024	Restatement	(Restated)
	\$	\$	\$
Accrued expenses	0	770,917	770,917
Total Trade and Other Payables	6,811,339	770,917	7,582,256

Note 17 - Other Provisions (Extract)	30 June 2024		
	30 June 2024	Restatement	(Restated)
	\$	\$	\$
Additional Provision	0	1,839,386	1,839,386
Current Provision	0	1,839,386	1,839,386


STRICTLY PRIVATE AND CONFIDENTIAL



SHIRE OF COOLGARDIE

Auditor's Closing Report

30 June 2025





Contents

1. Executive Summary	3
2. Outstanding Matters	4
3. Areas of Focus	5
4. Internal Control Findings	14
5. Identified Misstatements	16
6. Other Matters	18
Appendix 1 – Required Communication to Those Charged with Governance	21
Appendix 2 – Changes in Accounting Standards	22





1. Executive Summary

Introduction

The primary purpose of this Auditor’s Closing Report is to brief the Shire of Coolgardie (“the Shire” or “the Local Government”) on the results of our substantially completed audit of the financial report for the year ended 30 June 2025.

This report should be read in conjunction with our Audit Planning Memorandum (APM). The financial report were submitted by the Shire and considered to be of audit ready quality on 30 September 2025.

Based on RSM’s recommendation, the Office of the Auditor General (OAG) intends to issue an unqualified auditor’s report on the financial report for the year ended 30 June 2025. However, an Emphasis of Matter paragraph will be added to draw the attention of the users to the prior period restatement on account of expense accruals and rates revision.

Reassessment of risk and audit approach

There have been no changes in the original risk assessment or audit approach set out in the APM.

Matters of significance

In accordance with section 24(1) of the Auditor General Act 2006, the Auditor General is required to report on matters arising out of the performance of the Auditor General’s functions that are, in the opinion of the Auditor General, of such significance as to require reporting. All significant matters that came to our attention relate to the prior period restatement and our assessment that there is no material uncertainty relating to going concern. These are further discussed in our report.

Our appreciation





We wish to express our appreciation for the cooperation provided by the Shire management and staff during the audit.

AMIT KABRA

Partner – Assurance & Advisory
RSM Australia Pty Ltd

TIM SANYA

Senior Director – Financial Audit
Office of the Auditor General for Western Australia

OVERALL SUMMARY	
 STATUS OF AUDIT 5 <i>Outstanding matters for audit completion</i>	 KEY AREAS OF AUDIT FOCUS 5 <i>Areas assessed as audit risks</i>
 INTERNAL CONTROL OBSERVATIONS 6 <i>Improvements to the design and implementation of internal controls</i>	 IDENTIFIED MISSTATEMENTS 10 <i>Number of adjusted misstatements identified</i>





2. Outstanding Matters

The following items relating to the completion of our audit procedures are outstanding at the date of the release of this report:

No	Item	Action	Responsibility	Due on/by
1.	Financial report	Receipt of the signed certification of financial report	Management	3 December 2025
2.	Management representation letter	Receipt of signed management representation letter	Management	3 December 2025
3.	Subsequent events	Completion of subsequent event procedures to the date of signing the audit report	RSM/Management	3 December 2025
4.	Audit Opinion	Issuing contract auditor's opinion to the Office of the Auditor General	RSM	3 December 2025
5.	Issue of Audit Report	Issue of signed auditor's report	OAG	Within 3 working days of the receipt of the contract auditor's opinion





3. Areas of Focus

In performing our audit using our optimal risk-based audit methodology, [RSM Orb](#), we identified the following areas which we considered, in our professional judgment, of most significance in the audit of the financial report for the year ended 30 June 2025:

No.	Focus area	Significant accounting estimates and judgments involved	Identified misstatements*	Control findings^
1.	Going Concern	● Yes	● None	● None
2.	Valuation of Blue Bush Village	● Yes	● Yes	● None
3.	Revenue recognition – Accommodation revenue, Grants, subsidies and contributions	● Yes	● Yes	● Yes
4.	Management override of controls	● Yes	● None	● None
5.	Prior year restatement	● None	● Yes	● Yes

* Refer to Section 4 Internal Control Findings.
 ^ Refer to Section 5 Identified Misstatements.





Area of Focus: Going Concern

Summary of response

As disclosed in the financial report, the Shire incurred a net loss of \$4.4 million for the year ended 30 June 2025 (2024 restated: Loss of \$7.2 million), and as of that date, the Shire's current liabilities exceeded its current assets by \$5.1 million (2024 restated: \$16.8 million). These conditions cast significant doubt on the ability of the Shire to continue as a going concern.

Our audit procedures, among other things, included:

- Reviewing the management prepared cashflow forecast covering the period from July 2025 to June 2027, with specific focus on the cashflow forecast for the 12-month period from date of signing of the financial report i.e. up to 30 November 2026;
- Reviewing the budget and actuals for FY24-25 and year to date for FY25-26;
- Assessing the assumptions in applied in the budget and the cashflow forecast for reasonableness and conducting stress testing;
- Reviewing actions taken by management to date and its impact on the cashflow forecast;
- Consideration of the planned actions included in the long-term financial plan presented by the Shire to the Minister of Local Government
- Reviewing events subsequent to balance sheet date their impact on the going concern assumption;
- Conducting collaborative inquiries with management; and
- Reviewing the disclosures in the notes to the financial report.





Findings and Conclusions

- The Shire's cash flow statement for the year ended 30 June 2025 reflects a net increase in the cash and cash equivalents of \$2.4 million with a total cash and cash equivalents at the end of the year of \$3.9 million of which \$0.3 million are restricted by council reserves. None of the funds are legislatively restricted;
- Management prepared cash flows show a forecast cash balance of \$2.3 million at 30 June 2026 and \$4.0 million at 30 June 2027. The key assumptions reflected in the forecast are:
 - Bank borrowings with CBA of \$24.5m have been refinanced with interest only payments. Principal repayments to commence from year 3 and year 5 across the loans. This is in accordance with signed agreements with CBA. No new borrowings are proposed;
 - No sale of Bluebush village is assumed. The Investment Property comprising 228 rooms is independently valued at \$17.3 million. The Right of Use asset comprising 100 rooms is independently valued at \$4.3 million. Both the properties are valued on a cost approach on the basis that it reflects the highest and best possible use. We understand that the Council has not yet approved any plan for the sale of the village as of date notwithstanding it has always been one of the options considered by management;
 - \$4.6 million capital works in backlog is planned for FY26;
 - Increase in rates revenue and fees and charges by 4%;
 - Grants and contributions revenue is forecast based on historical trend and known funding commitments;
 - Employee costs and materials and contracts have been escalated at 3%.
- Our review indicates that there are certain risks in the above assumptions such as continued revenue from the Bluebush village and receipt of grants. However, management has indicated the below possible actions to further improve the cash flow position, such as:
 - Disposal of the village post 31 January 2026 if it is unable to secure long term contracts which provide reasonable occupancy levels to generate a net surplus. Though not anticipated in the forecast, the disposal of the village remains an option as management assesses occupancy levels on a real time basis;
 - Consider the sale of the entire village once the lease payments on the 100 room portion is completed by May 2026 and repay the debt. This will also reduce the interest payable on the bank loans. Our discussions with the valuers indicate that the services provided to the 100 room portion are intricately connected to the 288 room portion. As such, the value is expected to increase once the lease period is over;
 - Continue to review staffing structure, reduce discretionary expenditure and curtail/defer capital expenditure.

Conclusion

Based on the actions taken by management during the year, a review of the cash flow forecast and further options available to management to continually manage the cash flow, we are satisfied that, notwithstanding the net loss and net current liability position for the year a Material Uncertainty Relating to Going Concern (MURGC) does not exist. We further note that as required under the accounting standards, management have under the Basis of Preparation included explanation why Shire believes it is appropriate to prepare the financial statements on a Going Concern basis. We noted this disclosure as reasonable and consistent with the cashflow forecasts and underlying assumptions included.





Areas of Focus: Valuation of Blue Bush Village

Account	2025 \$'000	2024 \$'000
<i>Statement of financial position</i>		
Investment property (228 rooms) – at fair value	17,290	23,489
Right of Use asset (100 rooms) – at fair value	4,313	2,529
<i>Statement of comprehensive income</i>		
Fair value loss on investment property	(6,552)	-
Fair value gain on right of use asset	3,036	-

Summary of response

Our audit procedures, among other things, included:

- Assessing the appropriateness of the valuation methodology and key assumptions used.
- Evaluating the competence, capabilities, and objectivity of any external valuer engaged.
- Confirming that the valuation has appropriately considered the requirements of AASB 2022-10 *Fair Value Measurement for Not-for-Profit Public Sector Entities*.
- Reviewing disclosures in the financial report for compliance with AASB 13, including the fair value hierarchy and sensitivity analysis.
- Reviewing the classification against the criteria set out in AASB 140 and AASB 5 to determine the appropriate accounting treatment based on the property's current status and future plans.



**Findings and Conclusions****Findings:**

- The Shire has obtained an independent valuation of the Blue Bush Village (Investment Property and Right of Use asset) effective 30 June 2025;
- The investment property has been valued using income approach and the cost approach. The income approach resulted in a valuation of \$13.5 million, while the cost approach yielded a value of \$17.3 million. The Right of Use asset has also been valued using income approach and cost approach. The income approach resulted in a valuation of \$5.9 million, while the cost approach provided a fair value of \$4.3 million;
- Given the lack of comparable sales, the valuation basis adopted was based on the highest and best use in accordance with AASB 13;
- The valuation under the income approach is subject to the revenue based on occupancy levels. Management is making efforts to increase the occupancy levels and though a sale has been considered as a possible option, the Council has not formally approved the sale of the village as of date;
- The Shire has adopted the cost approach of \$17.3 million and \$4.3 million respectively on the basis that the current intention is to continue to operate the village on a profitable basis which is consistent with the requirements of AASB 13 which recommends using the highest and best possible use.
- Confirmation has been received from the valuer that professional and project management fees have been included in the valuation in accordance with AASB 2022-10.

Conclusion:

We identified misstatement that have been adjusted by management (refer to Section 5).

Based on our procedures, we are satisfied that the investment property and right of use asset, in all material respects, has been accounted in accordance with the requirements of the *Local Government Act 1995 (LG Act)*, the *Local Government (Financial Management) Regulations 1996 (Financial Management Regulations)* and where they are not inconsistent with the LG Act, Australian Accounting Standards.



Area of Focus: Revenue recognition – Accommodation revenue, Grants, subsidies and contributions

Account	2025 \$'000	2024 \$'000
<i>Statement of comprehensive income</i>		
Grants, subsidies and contributions (capital and operational)	2,582	4,250
Fees and charges	15,291	18,461
<i>Statement of financial position</i>		
Capital grants/contributions liabilities	2,089,524	1,198,004

Summary of response
 Our audit procedures, among other things, included:

- Performing test of details, on a sample basis, over grants, subsidies and contributions throughout the year and include transactions near year end to ensure they are correctly and completely accounted for in line with the Local Government’s revenue recognition policy;
- Perform calculation checks for contract liabilities related to grants, subsidies and contributions and vouch for agreements;
- Review receivables balances on a sample basis and perform subsequent receipt testing; and
- Perform testing on journal entries for any management override of internal controls related to revenue recognition.

Findings and Conclusions
Findings:
 We identified one unadjusted misstatement (refer to Section 5).
 We also note that in certain instances when the accommodation is booked in advance and money received upfront, the revenue is recorded on a cash basis upon receipt. This has the risk that revenue is recorded prior to the service being delivered. Though we have not noted any such instance as at 30 June 2025, we recommend that management maintain a 'revenue in advance' account to keep a track of instances where cash is received in advance of the service. And the revenue should be recognised only once the service is delivered. As this is not a material matter, we have not raised a formal management letter finding.

Conclusion:
 Based on our procedures, we are satisfied that the accommodation, grants, subsidies and contributions revenue, in all material respects, has been accounted for in accordance with the requirements of the LG Act, Financial Management Regulations and where they are not inconsistent with the LG Act, Australian Accounting Standards.





Area of Focus: Management override of controls

Summary of response

Our audit procedures, among other things, included:

- Testing journal entries recorded in the general ledger and adjustments on a sample basis based on data analytics to identify journal entries that exhibit characteristics of audit interest;
- Assessing accounting estimates for evidence of biases;
- Reviewing unusual, significant transactions and related party transactions; and
- Conducting an unpredictability test.

Findings and Conclusion

Findings:

- Our journal entries testing did not identify any evidence of management override of controls;
- The key material accounting estimates assessed included assessment of going concern, fair value of investment property and right of use assets, allowance for expected credit loss, assessment of impairment indicators, discount rates and inflation rate used in employee provisions and landfill rehabilitation provisions. Our procedures concluded there was no evidence of bias;
- We did not identify any unusual, significant transactions and related party transactions that would indicate any evidence of management override of controls;
- To incorporate an element of unpredictability in the section of the nature, timing, and extent of the audit procedures to meet the requirements of the Australian Auditing Standards, we designed a procedure focussed on year-end accruals due to the observance of the prior year restatement. We tested a sample of open purchase orders as at 13 October 2025 to confirm the goods and/or services under the orders were delivered and if do, they were recorded in the correct accounting period. We did not identify any exceptions. This testing was in addition to the normal unrecorded liability testing of subsequent bank payments and creditor invoices received post year end;

Conclusion:

Based on our work, we are satisfied that there are reasonable processes and controls in place to manage the risk of management override of controls and that material key estimates and judgments are reasonably assessed and recognised.





Area of Focus: Prior Year Restatements

Summary of response

The Shire has restated the prior year comparative figures in the financial report for two separate errors:

- Expenses incurred in FY24 not accrued at 30 June 2024 thereby resulting in an overstatement of expenses in the current year;
- Recognition of amounts payable for certain rates refunds relating to prior periods in the current year as a result of the determination a case between Mineral Resources Limited and Landgate by the WA State Administrative Tribunal in November 2023.

Our audit procedures, among other things, included:

- Reviewing the circumstances that gave rise to the prior year restatements;
- Assessing the impact of the error;
- Reviewing the calculations to ensure the impact of the error has been calculated correctly;
- Reviewing the disclosures in the financial report

Findings and Conclusions

The identified misstatements have been adjusted by management through restatement of the impacted corresponding figures in the comparative balances (refer to Section 5).

The Shire COE has advised us that neither the Shire has requested a review of rate valuations from Landgate in respect of any other property, nor is aware of any other mining company who may have raised a case in this regard.

Based on our procedures, we are satisfied that prior year restatements have been accounted and disclosed in the Note 31 to the financial statements in accordance with the requirements of AASB 108 – *Accounting Policies, Change in Accounting Estimates and Errors*.





Other critical disclosures within the financial report

RSM has also audited the following critical disclosures in the financial report by verifying the underlying calculations and auditing the evidence to support the amounts disclosed. Our findings are outlined in the below table.

Description of disclosure	RSM Audit response	Findings
1. Related party disclosures	We have reviewed the disclosures and supporting materials to ensure compliance with AASB 124. We have assessed the Local Government's internal controls around the identification and proper disclosure of related party transactions and key management remuneration.	Our procedures regarding related parties did not identify any significant matters.
2. Capital and other commitments for expenditure	We have checked the underlying calculations and review the evidence to support the amounts disclosed.	Our procedures regarding capital and other commitments did not identify any significant matters.
3. Areas subject to accounting estimates	<p>We have considered the areas of the Local Government's financial report that are subject to estimation uncertainty, few are of sufficient quantum to be susceptible to material misstatement.</p> <p>We determined that the balances listed below include estimates that may be susceptible to material misstatement due to the measurement of the monetary amount.</p> <ul style="list-style-type: none"> • Financial and non-financial assets- assessment of impairment indicators; • Depreciation rates applied to Infrastructure and Property, Plant and Equipment; • Leases - discount rates, make good provisions and lease extension options; • Landfill rehabilitation provision - discount rates, inflation rates and timing of future cash flows; • Employee benefits provisions – the probability of leave vesting, discount rates, wage inflation rates and timing of future cash flows. <p>Our additional audit work encompassed performing more granular assessments regarding the risk that accounting estimates are materially misstated. In addition, we focused on appropriately responding to the levels of estimation uncertainty, complexity and subjectivity in the accounting estimate.</p>	<p>The rehabilitation provision for the Kambalda landfill and Coolgardie Class 3 waste facility is based on management's internal assessment. The rehabilitation requirements were last assessed in 2021 by the Eastern Metropolitan Regional Council. Given it will 5 years since the last assessment, we would like to advise that management must engage an independent external valuer to assess the latest cost estimate for the rehabilitation.</p> <p>All other matters identified have been discussed in Section 3 above.</p>





4. Internal Control Findings

Findings

Based on our testing, we have included an update on the status of prior year findings as well as the following control weaknesses identified during the interim and final audit stages:

Prior year findings

Findings	Rating	Status
1. Material uncertainty relating to Going concern	Significant	Closed
2. Inappropriate use of restricted funds	Significant	Closed
3. Revenue from Airport Operations without a formal agreement	Significant	Closed
4. Recruitment of Project Officer from overseas	Significant	Closed
5. Allegations of unfair dismissal of employees	Significant	Closed
6. Loans not utilised for their intended purpose	Significant	Closed
7. Incorrect accounting treatment for Capital Grant Revenue	Moderate	Closed
8. Commercial agreement lacking clarity	Moderate	Closed
9. Incorrect recognition of depreciation charges	Moderate	Closed
10. Unauthorised discounts on Village accommodation room rates	Moderate	Closed
11. Accounting entries without supporting documentation	Moderate	Closed
12. Portable and attractive assets register not maintained	Minor	Closed





Internal Control Findings (continued)

Current year findings

Three control weaknesses identified during the current year's audit related to the financial report audit.

Interim Audit Findings	Rating	Status
1. Recognition of expenditure in incorrect accounting period	Significant	Open
2. Established control procedure for daily cash balancing not adhered to	Moderate	Open

Final Audit Findings	Rating	Status
3. Going concern indicators	Moderate	Open
4. Landgate not engaged for valuations on a timely basis	Moderate	Open
5. Non-compliance with joint arrangement with the Housing Authority	Moderate	Open
6. Outstanding rates from a religious group	Minor	Open





5. Identified Misstatements

Adjusted Misstatements

The following adjustments were posted by management as a result of our audit.

Description	Asset Dr/(Cr) \$	Liabilities Dr/(Cr) \$	Equity Dr/(Cr) \$	Profit and Loss Dr/(Cr) \$
1. To reverse an invoice for advance income incorrectly accounted for	(195,011)	165,685	-	29,326
2. To account for accelerated depreciation for the Coolgardie Class 3 waste facility based on the remaining capacity available	(846,703)	-	-	846,703
3. To fair value ROU asset as it is being used as an investment property in accordance with AASB 16 Leases	3,036,154	-	-	(3,036,154)
4. To account for annual leave provision not previously accounted		94,511	-	(94,511)
5. Being an entry to reclassify the rates adjustments for Focus Minerals from provision from doubtful debts expense to rates revenue				1,210,978 (1,210,978)
Reduction in the net deficit for the current year before prior year restatements	1,994,440	260,196	-	(2,254,636)
6. To adjust the excess rate charged to Mineral Resources from current year expense to prior year expense as Shire was notified of the change in valuation by Landgate in the previous year			1,839,386	(1,839,386)*
7. To adjust for the accrued expenses relating to FY24 incorrectly accounted in FY25, now adjusted by restating prior year expenses			770,917	(770,917)*
Total – reduction in the net deficit for the current year after prior year restatements	1,994,440	260,196	2,610,303	(4,864,939)

* These adjustments have resulted in an increase in the loss of FY24 from \$4.8 million to \$7.4 million.





5. Identified Misstatements (continued)

Unadjusted Misstatements

The following unadjusted amounts have been identified during the conduct of our audit. Management have determined that these amounts are immaterial and do not require adjustment to the financial report. We concur with management’s determination. They have been presented below for the management’s consideration

Description	Asset Dr/(Cr) \$	Liabilities Dr/(Cr) \$	Equity Dr/(Cr) \$	Profit and Loss Dr/(Cr) \$
CY Unadjusted Misstatements				
1. To correct the under provision of Kambalda waste facility rehabilitation cost	-	(190,162)	190,162	-
2. To correct the under provision of Coolgardie III waste facility rehabilitation cost	-	(85,678)	85,678	-
3. To record the CDC Hub grant revenue in FY24 instead of FY25 as the work was performed in FY24			(282,868)	282,868
Total – Understatement of the deficit for the year	-	(275,840)	(7,028)	282,868

Uncorrected Disclosures in the Financial Report

We did not identify any disclosure deficiencies in the financial report for the year ended 30 June 2025.





6. Other Matters

Additional work and fees

Additional procedures had to be undertaken to address the risks arising from the previous year’s management override of controls, including, but not limited to, prior year restatements, going concern and significant accounting transactions and various management letter points. This has resulted in additional time and effort from both RSM and the OAG. It is estimated that the variation to the current year audit fee is within the range of \$26,000 - \$28,000 (excluding GST) which is subject to OAG review and will be advised in due course.

A summary of the additional work is included below

Area	RSM additional work
<p>1. Prior period restatement – accrued expenses</p>	<p>During the interim audit, a significant number of transactions totalling \$770,917 which related to the 2024 financial year was noted to have been recorded in the 2025 financial year..</p> <p>We noted the issue during the FY25 interim audit procedures conducted in June 2025 and raised with the Shire management immediately who advised that they had received the invoices late from the vendors. Despite the FY24 audit being finalised in March 2025, this was not specifically highlighted to us by Shire management at the time.</p> <p>The quantum of the transactions coupled with the experience from FY24 audit, required RSM to undertake a full analysis across the general ledger including guiding the Shire finance personnel to resolve the issues and ensure transactions were appropriately adjusted for.</p> <p>This resulted in the prior period restatement as included in note 33 to the financial statements as the unrecorded transactions were material to the previous presented FY 24 financial statements. In addition, such restatements require extended consultations and review from both the RSM and OAG technical and quality teams.</p>
<p>2. Prior period restatement – rating valuation</p>	<p>During the final audit, it came to our attention that a provision for refund of rates to Mineral Resources Limited (MinRes) in relation to financial years 2021 to 2024 was made in the accounting records. The provision arose from a case between MinRes and Landgate in respect of the assessment of the GRV which was decided in favour of MinRes. Based on our review of correspondence, we noted that the Shire was informed by Landgate on the 23 December 2023 and hence the Shire should have adjusted the rates in the preceding financial year.</p> <p>Further, the Shire’s initial classification of this liability was non-current on the basis that they would be unable to pay the full \$1.8 million in one year and will negotiate the payment with MinRes. Additional time was incurred in discussion with the Shire that the liability is current in the absence of any agreed payment plan with MinRes as at 30 June 2025.</p> <p>This error was retrospectively adjusted from the FY24 being the first time the Shire was made aware of the error in valuation by Landgate. Such restatements require extended consultations and reviews from both the RSM and OAG technical and quality teams which contributed to the additional time on the audit.</p>





Description of disclosure	RSM additional work
<p>3. Going concern assessment</p>	<p>Following from the previous year, the Shire’s cash position represented a material uncertainty relating to going concern (MURGC) risk. This was also highlighted in the Audit Plan presented to the Audit Committee on 5 August 2025.</p> <p>The Shire’s cash flow issues as publicised in the media, the detailed scrutiny of the state of affairs by the Department of Local Government and the Ministerial show cause notice has warranted a significantly more thorough examination of the cash flow forecast, long term plans submitted to the Department of Local Government and response to the show cause from the Minister, then what is otherwise warranted in respect of a local government entity. The cash flow forecast was not ready and provided to us at the commencement of the audit visit.</p> <p>This required us to undertake the following procedures:</p> <ul style="list-style-type: none"> • Review the Shire’s cash flow forecasts • Review the FY26 budget and compare consistency of assumptions used in the forecasts • Challenge and validate the assumptions underpinning the forecasts • Undertake sensitivity analysis (not undertaken by the Shire) • Review the financial statement disclosures related to going concern • Consult with the National Technical Team regarding adequacy of disclosure in Note 1 and the potential for any modification to the audit report. <p>Such extended procedures require additional time including that of RSM and OAG technical and quality teams.</p>
<p>4. Closure of the significant matters from the 2024 audit</p>	<p>Additional procedures were performed to confirm that there was adequate closure of the significant matters that arose from the 2024 audit.</p>
<p>5. Valuation of the Blue Bush Village</p>	<p>The Blue Bush village was subject to external valuation for the first time this year following its completion in the prior year. Due to previously reported matters around its utilisation and possible sale, extended audit procedures were required in assessing the assigned asset values noting the differentials that existed between the 2 separate valuation approaches applied by the valuer.</p>

The final fee variation is subject to finalisation with the OAG and will be advised in due course.





Appendices

Appendix 1 – Required Communication to Those Charged with Governance

Appendix 2 – Changes in Accounting Standards



Appendix 1 – Required Communication to Those Charged with Governance

In accordance with Australian Auditing Standards, we are required to communicate the following matters to the Chief Executive Officer and the Council:

Matter	How we addressed this matter	Result
Independence	We have fully satisfied ourselves that we do not have any actual or perceived conflict of interest.	
Environmental matters	Based on our work within the scope of our engagement, nothing came to our attention to indicate the key controls around contaminated sites are ineffective.	
Subsequent events	Based on our work within the scope of our engagement, nothing came to our attention to indicate the subsequent events are not adequately disclosed or adjusted for within the financial report.	
Compliance with laws and regulations	Based on our work within the scope of our engagement, we noted a Non-Compliance with joint arrangement with the Housing Authority. Other than this, nothing came to our attention to indicate the key controls around compliance with laws and regulations are ineffective.	
External confirmations	There were no instances where management refused or denied us to send a request for external confirmation.	

Matter	How we addressed this matter	Result
Contingent liabilities or commitments	Based on our work within the scope of our engagement, nothing came to our attention to indicate the contingent liabilities or commitments are not adequately disclosed within the financial report.	
Going concern	Apart from matters noted under Note 1 of the financial report no other events or conditions have been identified during the audit that may cast doubt on the Shire's ability to continue as a going concern for 12 months from the date of our auditor's report.	
Responsibilities relating to fraud	Based on our inquiries and audit procedures, we did not become aware of any fraud during our audit.	
Other Information	Our procedures have not identified any material misstatement within the other information contained within the financial report.	





Appendix 2 – Changes in Accounting Standards

Standard or pronouncement	Key requirements	Who does it affect	Application date
AASB 2020-1 Amendments to Australian Accounting Standards – Classifications of Liabilities as Current or Non-Current.	This narrow-scope amendment to AASB 101 Presentation of Financial Statements clarifies that liabilities are classified as either current or non-current depending on the rights that exist at the end of the reporting period; and also clarifies the definition of settlement of a liability. For example, a liability must be classified as non-current if an entity has the right at the end of the reporting period to defer settlement of the liability for at least 12 months after the reporting period.	All entities	Annual reporting periods beginning on or after 1 January 2024.
AASB 2022-10 Amendments to Australian Accounting Standards – Fair Value Measurement of Non-Financial Assets of Not-for-Profit Public Sector Entities	This Standard amends AASB 13 Fair Value Measurement for fair value measurements of non-financial assets of not-for-profit public sector entities not held primarily for their ability to generate net cash inflows.	Public Sector entities	Annual reporting periods beginning on or after 1 January 2024.

For more information, visit: www.rsm.global/australia/service/audit-and-assurance-services



THE POWER OF BEING UNDERSTOOD
ASSURANCE | TAX | CONSULTING



RSM Australia

Level 32, Exchange Tower
2 The Esplanade
Perth WA 6000
T +61 (08) 9261 9100
F +61 (08) 9261 9111
rsm.com.au

RSM Australia is a member of the RSM network and trades as RSM. RSM is the trading name used by the members of the RSM network.

Each member of the RSM network is an independent accounting and consulting firm each of which practices in its own right. The RSM network is not itself a separate legal entity of any description in any jurisdiction.

The RSM network is administered by RSM International Limited, a company registered in England and Wales (company number 4040598) whose registered office is at 50 Cannon Street, 2nd Floor, London EC4N 6JJ.

The brand and trademark RSM and other intellectual property rights used by members of the network are owned by RSM International Association, an association governed by article 60 et seq of the Civil Code of Switzerland whose seat is in Zug.

© RSM International Association

Liability limited by a scheme approved under professional standards legislation



Auditor General

INDEPENDENT AUDITOR'S REPORT 2025 Shire of Coolgardie

To the Council of the Shire of Coolgardie

Opinion

I have audited the financial report of the Shire of Coolgardie (Shire) which comprises:

- the statement of financial position as at 30 June 2025, the statement of comprehensive income, statement of changes in equity, statement of cash flows and statement of financial activity for the year then ended
- notes comprising a summary of material accounting policies and other explanatory information.

In my opinion, the financial report:

- is based on proper accounts and records
- presents fairly, in all material respects, the results of the operations of the Shire for the year ended 30 June 2025 and its financial position at the end of that period
- is in accordance with the *Local Government Act 1995* (the Act) and, to the extent that they are not inconsistent with the Act, Australian Accounting Standards.

Basis for opinion

I conducted my audit in accordance with Australian Auditing Standards. My responsibilities under those standards are further described in the Auditor's responsibilities for the audit of the financial report section below.

I believe that the audit evidence I have obtained is sufficient and appropriate to provide a basis for my opinion.

Emphasis of matter – Restatement of comparative figures

I draw attention to Note 31 to the financial report which states that the amounts reported in the previously issued 30 June 2024 financial report have been restated and disclosed as comparatives in this financial report. My opinion is not modified in respect of this matter.

Other information

The Chief Executive Officer (CEO) is responsible for the preparation and the Council for overseeing the other information. The other information is the information in the entity's annual report for the year ended 30 June 2025, but not the financial report and my auditor's report.

My opinion on the financial report does not cover the other information and accordingly, I do not express any form of assurance conclusion thereon.

Page 1 of 3

7th Floor Albert Facey House 469 Wellington Street Perth MAIL TO: Perth BC PO Box 8489 Perth WA 6849 TEL: 08 6557 7500

In connection with my audit of the financial report, my responsibility is to read the other information and, in doing so, consider whether the other information is materially inconsistent with the financial report or my knowledge obtained in the audit or otherwise appears to be materially misstated.

If, based on the work I have performed, I conclude that there is a material misstatement of this other information, I am required to report that fact. I did not receive the other information prior to the date of this auditor's report. When I do receive it, I will read it and if I conclude that there is a material misstatement in this information, I am required to communicate the matter to the CEO and Council and request them to correct the misstated information. If the misstated information is not corrected, I may need to retract this auditor's report and re-issue an amended report.

Responsibilities of the Chief Executive Officer and Council for the financial report

The Chief Executive Officer (CEO) of the Shire is responsible for:

- keeping proper accounts and records
- preparation and fair presentation of the financial report in accordance with the requirements of the Act, the Regulations and Australian Accounting Standards
- managing internal control as required by the CEO to ensure the financial report is free from material misstatement, whether due to fraud or error.

In preparing the financial report, the CEO is responsible for:

- assessing the Shire's ability to continue as a going concern
- disclosing, as applicable, matters related to going concern
- using the going concern basis of accounting unless the State Government has made decisions affecting the continued existence of the Shire.

The Council is responsible for overseeing the Shire's financial reporting process.

Auditor's responsibilities for the audit of the financial report

As required by the *Auditor General Act 2006*, my responsibility is to express an opinion on the financial report. The objectives of my audit are to obtain reasonable assurance about whether the financial report as a whole is free from material misstatement, whether due to fraud or error, and to issue an auditor's report that includes my opinion. Reasonable assurance is a high level of assurance but is not a guarantee that an audit conducted in accordance with Australian Auditing Standards will always detect a material misstatement when it exists.

Misstatements can arise from fraud or error and are considered material if, individually or in the aggregate, they could reasonably be expected to influence the economic decisions of users taken on the basis of the financial report. The risk of not detecting a material misstatement resulting from fraud is higher than for one resulting from error, as fraud may involve collusion, forgery, intentional omissions, misrepresentations or the override of internal control.

A further description of my responsibilities for the audit of the financial report is located on the Auditing and Assurance Standards Board website. This description forms part of my auditor's report and can be found at https://www.auasb.gov.au/auditors_responsibilities/ar4.pdf.

My independence and quality management relating to the report on the financial report

I have complied with the independence requirements of the *Auditor General Act 2006* and the relevant ethical requirements relating to assurance engagements. In accordance with ASQM 1 *Quality Management for Firms that Perform Audits or Reviews of Financial Reports and Other Financial Information, or Other Assurance or Related Services Engagements*, the Office of the Auditor General maintains a comprehensive system of quality management including documented policies and procedures regarding compliance with ethical requirements, professional standards and applicable legal and regulatory requirements.

Matters relating to the electronic publication of the audited financial report

This auditor's report relates to the financial report of the Shire of Coolgardie for the year ended 30 June 2025 included in the annual report on the Shire's website. The Shire's management is responsible for the integrity of the Shire's website. This audit does not provide assurance on the integrity of the Shire's website. The auditor's report refers only to the financial report. It does not provide an opinion on any other information which may have been hyperlinked to/from the annual report. If users of the financial report are concerned with the inherent risks arising from publication on a website, they are advised to contact the Shire to confirm the information contained in the website version.



Tim Sanya
Senior Director Financial Audit
Delegate of the Auditor General for Western Australia
Perth, Western Australia
3 December 2025

SHIRE OF COOLGARDIE

PERIOD OF AUDIT: YEAR ENDED 30 JUNE 2025

FINDINGS IDENTIFIED DURING THE FINAL AUDIT

INDEX OF FINDINGS	Potential impact on audit opinion	RATING			Prior year finding
		Significant	Moderate	Minor	
1. Going concern indicators			✓		✓
2. Landgate on engaged for valuations on a timely basis			✓		
3. Noncompliance with joint arrangement with Housing Authority			✓		
4. Rates outstanding from a religious group				✓	

SHIRE OF COOLGARDIE**PERIOD OF AUDIT: YEAR ENDED 30 JUNE 2025****FINDINGS IDENTIFIED DURING THE FINAL AUDIT****KEY TO RATINGS**

The ratings in this management letter are based on the audit team's assessment of risks and concerns with respect to the probability and/or consequence of adverse outcomes if action is not taken. We consider these potential adverse outcomes in the context of both quantitative impact (for example financial loss) and qualitative impact (for example inefficiency, non-compliance, poor service to the public or loss of public confidence).

- Significant** - Those findings where there is potentially a significant risk to the entity should the finding not be addressed by the entity promptly. A significant rating could indicate the need for a modified audit opinion in the current year, or in a subsequent reporting period if not addressed. However even if the issue is not likely to impact the audit opinion, it should be addressed promptly.
- Moderate** - Those findings which are of sufficient concern to warrant action being taken by the entity as soon as practicable.
- Minor** - Those findings that are not of primary concern but still warrant action being taken.

The ratings included are preliminary ratings and could be modified pending other findings being identified, rated and the consideration of them collectively on the ratings and any potential impact on the audit opinion.

SHIRE OF COOLGARDIE**PERIOD OF AUDIT: YEAR ENDED 30 JUNE 2025****FINDINGS IDENTIFIED DURING THE FINAL AUDIT****1. Going concern indicators****Finding**

As disclosed in the financial statements, the Shire incurred a net operating loss of \$4,393,657 for the year ended 30 June 2025 (30 June 2024: \$7,228,287). In addition, as at 30 June 2025, the Shire's current liabilities exceeded its current assets by \$5,103,327 (30 June 2024: \$16,820,946).

Despite the above factors, management have prepared the Shire's financial report on a going concern basis having considered the Shire's cashflow forecasts supported by various operational and strategic measures under its Financial Recovery Plan. From our audit procedures, we concur with management's conclusions and adequacy of relevant disclosures that have been included in the financial report.

While the Shire's financial position has improved compared to 2023-24 due to various measures implemented by management during the year, including those still in progress under the Shire's Financial Recovery Plan, continued focus is still required to ensure the Shire returns to positive metrics, especially on key liquidity measures such as the working capital position (which is a key measure of the Shire's ability to settle its debts as and when they fall due).

Rating: Moderate (2024: Significant)**Implication**

Continued operating loss and negative working capital positions may have a potential impact on the Shire's ability to meet its financial obligations as and when they fall due and consequential impact on the Shire's capacity to deliver its services to the community.

Recommendation

While we acknowledge the significant progress already undertaken by the Shire in addressing its financial position especially when compared to 2023-24, we recommend continued focus in this area including:

- robust cashflow management (including cashflow forecast and monitoring); and
- regular review of its financial performance against budgets and forecasts taking corrective actions as needed
- monitoring of its progress against its Financial Recovery Plan.

Management comment

Management acknowledges the going concern commentary and confirms that the Shire is continually reviewing all facets of its operations to improve cash flow and strengthen its capacity to maintain and enhance community services. Early indicators for the 2025/26 financial year demonstrate further improvement in the Shire's financial position, while the ongoing implementation of the Financial Recovery Plan will ensure that the Shire's financial capacity is accurately measured and monitored.

Responsible Person: Aaron Cook, Chief Executive Officer**Completion Date:** Ongoing

SHIRE OF COOLGARDIE**PERIOD OF AUDIT: YEAR ENDED 30 JUNE 2025****FINDINGS IDENTIFIED DURING THE FINAL AUDIT****2. Landgate not engaged for valuations on a timely basis****Finding**

During our audit we noted that the Shire signed lease contracts with Rangecon and Focus Minerals and commenced rating the relevant properties from November 2022 (i.e. during FY 2022-23). However, the Shire did not engage Landgate to undertake the valuation until October 2024 (i.e. FY 2024-25). We understand that the engagement with Landgate was delayed due to the Rates Officer not being advised of the signed lease agreements with Rangecon and Focus Minerals and hence could not initiate the valuation.

We acknowledge that the rates for the prior year have since been backdated and charged in FY 2024/25 and there has been no overall loss in revenue.

Rating: Moderate**Implication**

Failure to engage Landgate in a timely manner may prevent the Shire from accurately levying rates in accordance with lease agreements resulting in financial loss to the Shire.

Recommendation

We recommend that the Shire implement appropriate processes that facilitates timely communication of new lease agreements to Shire's Rates Officers. This will enable the Rates officers to engage with Landgate in a timely manner enabling appropriate rates to be raised and revenue to be earned in the respective financial year.

Management comment

Management acknowledges the timing delays in obtaining the valuations from Landgate and will review current procedures to improve communication and oversight. Enhanced communication processes will be implemented to ensure that responsible officers are informed in a timely manner of all relevant contractual obligations, enabling valuations and related actions to be initiated as early as practicable.

Responsible Person: Aaron Cook, Chief Executive Officer**Completion Date:** 30 June 2026

SHIRE OF COOLGARDIE**PERIOD OF AUDIT: YEAR ENDED 30 JUNE 2025****FINDINGS IDENTIFIED DURING THE FINAL AUDIT****3. Non-Compliance with a joint arrangement with the Housing Authority****Finding**

The Shire of Coolgardie has a joint arrangement with the Housing Authority to provide aged housing accommodation in Kambalda. Under this arrangement, the Shire is required to set aside an amount equivalent to 1% of the current replacement cost of the properties from annual rental income for long-term maintenance. We noted that:

- (a) no transfer to reserves were made during the year, which deviates from the terms of the agreement;
- (b) high level review of the aged accommodation reserve indicates that accumulated reserve should be approximately \$128k (based on 1% of the latest gross replacement cost of \$801k over a period of 16 years since the property was acquired) as compared to the current reserve balance of just \$32.5k.

Rating: Moderate**Implication**

Non-Compliance Risk: Failure to consistently transfer the required amount to the reserve could result in a breach of the joint arrangement terms which may result in financial loss to the Shire.

Recommendation

We recommend that the Shire implements processes to ensure annual transfers to the Aged Accommodation Reserve are made in accordance with the joint arrangement agreement and that sufficient reserves are maintained for the aged accommodation.

Management comment

Noted, and management have identified improving the Shire's cash backed reserves as one of the priorities in the next 12-24 months

Responsible Person: Aaron Cook, Chief Executive Officer

Completion Date: 30 June 2026

SHIRE OF COOLGARDIE**PERIOD OF AUDIT: YEAR ENDED 30 JUNE 2025****FINDINGS IDENTIFIED DURING THE FINAL AUDIT****4. Outstanding rates from a religious group****Finding**

During the audit we noted that as at 30 June 2025, the Kurrawang Aboriginal Christian Community owed the Shire \$69,414 in outstanding rates which have been due for more than two years.

Management have not followed up the collection of this past due debt on the basis that the property is used for mixed purpose and the rates levied may not be appropriate. We are however not aware of any proactive action taken either by the Shire to clarify this matter or any objections raised by the rate payer.

We are not aware of any other outstanding debtors with similar issue or circumstance.

Rating: Minor**Implication**

Failure to follow up and collect debts on a timely basis will result in a financial loss to the Shire. Further, incorrect rates levied may result in a material misstatement to the financial statements on a cumulative basis if they are unresolved on a timely basis.

Recommendation

We recommend that the Shire periodically review outstanding debtor balances, particularly those overdue by more than one year, to assess their recoverability and ensure that rates are applied in accordance with the Local Government Act.

Management comment

The Shire acknowledges the comments raised regarding debt collection. Management notes that there remains considerable uncertainty surrounding this particular assessment, specifically in relation to whether Kurrawang qualifies as a charitable organisation for rating purposes and whether any portion of the land is being utilised for commercial activities. While management agrees that further work is required to resolve these matters, it is also noted that the outstanding balance is relatively low, and accordingly management questions whether the issue is material in the context of the Shire's overall financial position.

Responsible Person: Aaron Cook, Chief Executive Officer**Completion Date:** 30 June 2026

5.2.2 2024/25 ANNUAL REPORT

Location: Shire of Coolgardie
Applicant: Shire of Coolgardie
Disclosure of Interest: Nil
Date: 05 December 2025
Author: Raj Subbiah, Finance Manager

SUMMARY

The purpose of this report is for the Audit Committee to recommend to Council to adopt the Annual Report for the year ended 30 June 2025 and set the date of the Annual Meeting of Electors.

BACKGROUND

The Audit Exit Meeting was held on Tuesday 02 December 2025 and a copy of the final OAG audit report was received on Thursday 04 December 2025. Unless otherwise agreed under section 5.54 of the Local Government Act 1995 ("the Act"), it is a requirement for the Annual Report in any financial year to be accepted by the local government no later than 31 December after that financial year is completed.

As stated under section 5.27 of the Act, a local government must then hold an Electors General Meeting within 56 days of accepting the Annual Report. Based on the Annual Report being tabled at the Ordinary Council Meeting on Tuesday, 16 December 2025, this would mean the very latest the Annual Electors General Meeting could be held is Tuesday, 10 February 2026.

Regulation 15 of the Local Government (Administration) Regulations 1996 states that a local government is to give local public notice of the date, time, place, and purpose of the meeting at least 14 days before the meeting is to be held.

Once a date has been determined copies of the Annual Report will be made available to the public at the Administration Office and the Library, Barnes Drive Kambalda, and the Library in the Recreation Centre, Sylvester Street Coolgardie.

COMMENT

The year ended 30 June 2025 resulted in the Shire's having a net operating deficit of \$3,544,614 (23/24 deficit - \$7,868,844) – see Note 28(d) of the Annual Financial Report.

Net Cash from operating activities at year ended 30 June 2025 was \$4,745,444 – see Statement of Cash Flows Note of the Annual Financial Report. This was a significant decrease of \$4,901,109 from the year ended 30 June 2024 but this is due to the fact of significant payments made for Materials & Contract expenses in 24-25.

The Shire had a Total Operating Revenue of \$31.39m (including operating and capital grants) for the 2024/25 financial year. This was a slight increase from the Total Operating Revenue of \$29.95m in 2023/24 and was as a direct result from additional fees & charges & Rates.

Fees & Charges represented 49.77% of the Shire's total revenue which was up from the previous financial year.

Total Operating Expenditure for the year ended 30 June 2025 of \$23.15m (excluding depreciation) was down from \$26.58m in the previous year. The expenses have been reduced mainly due to restructuring of loans to interest only.

Total expenditure on capital projects for the year was \$1.37m. Cumulatively in the past four years the Shire has made significant investment in infrastructure projects of approximately \$43.7m.

CONSULTATION

- Auditor – RSM
- Office of Auditor General
- Council Staff

STATUTORY ENVIRONMENT

LOCAL GOVERNMENT ACT 1995

5.27. Electors' general meetings

- (1) A general meeting of the electors of a district is to be held once every financial year.
- (2) A general meeting is to be held on a day selected by the local government but not more than 56 days after the local government accepts the annual report for the previous financial year.
- (3) The matters to be discussed at general electors' meetings are to be those prescribed.

Division 5 — Annual reports and planning

5.53. Annual reports

- (1) The local government is to prepare an annual report for each financial year.
- (2) The annual report is to contain —
 - (a) a report from the mayor or president; and
 - (b) a report from the CEO; and
 - [(c), (d) deleted]
 - (e) an overview of the plan for the future of the district made in accordance with section 5.56, including major initiatives that are proposed to commence or to continue in the next financial year; and
 - (f) the financial report for the financial year; and
 - (g) such information as may be prescribed in relation to the payments made to employees; and
 - (h) the auditor's report prepared under section 7.9(1) or 7.12AD(1) for the financial year; and
 - (ha) a matter on which a report must be made under section 29(2) of the *Disability Services Act 1993*; and
 - (hb) details of entries made under section 5.121 during the financial year in the register of complaints, including —
 - (i) the number of complaints recorded in the register of complaints; and
 - (ii) how the recorded complaints were dealt with; and
 - (iii) any other details that the regulations may require;and
 - (i) such other information as may be prescribed.

5.54. Acceptance of annual reports

- (1) Subject to subsection (2), the annual report for a financial year is to be accepted* by the local government no later than 31 December after that financial year.

** Absolute majority required.*

- (2) If the auditor's report is not available in time for the annual report for a financial year to be accepted by 31 December after that financial year, the annual report is to be accepted by the local government no later than 2 months after the auditor's report becomes available.

[Section 5.54 amended: No. 49 of 2004 s. 49.]

5.55. Notice of annual reports

The CEO is to give local public notice of the availability of the annual report as soon as practicable after the report has been accepted by the local government.

5.55A. Publication of annual reports

The CEO is to publish the annual report on the local government's official website within 14 days after the report has been accepted by the local government.

[Section 5.55A inserted: No. 5 of 2017 s. 8.]

5.56. Planning for the future

- (1) A local government is to plan for the future of the district.
- (2) A local government is to ensure that plans made under subsection (1) are in accordance with any regulations made about planning for the future of the district.

POLICY IMPLICATIONS

Nil

FINANCIAL IMPLICATIONS

Nil

STRATEGIC IMPLICATIONS**Accountable and effective leaders**

High quality corporate governance, accountability and compliance

Demonstrating sound financial management and plans for the Shire's long term financial sustainability

Ensuring the Shire of Coolgardie is well positioned to meet future needs

ATTACHMENTS

1. Annual Report 2024/2025

VOTING REQUIREMENT

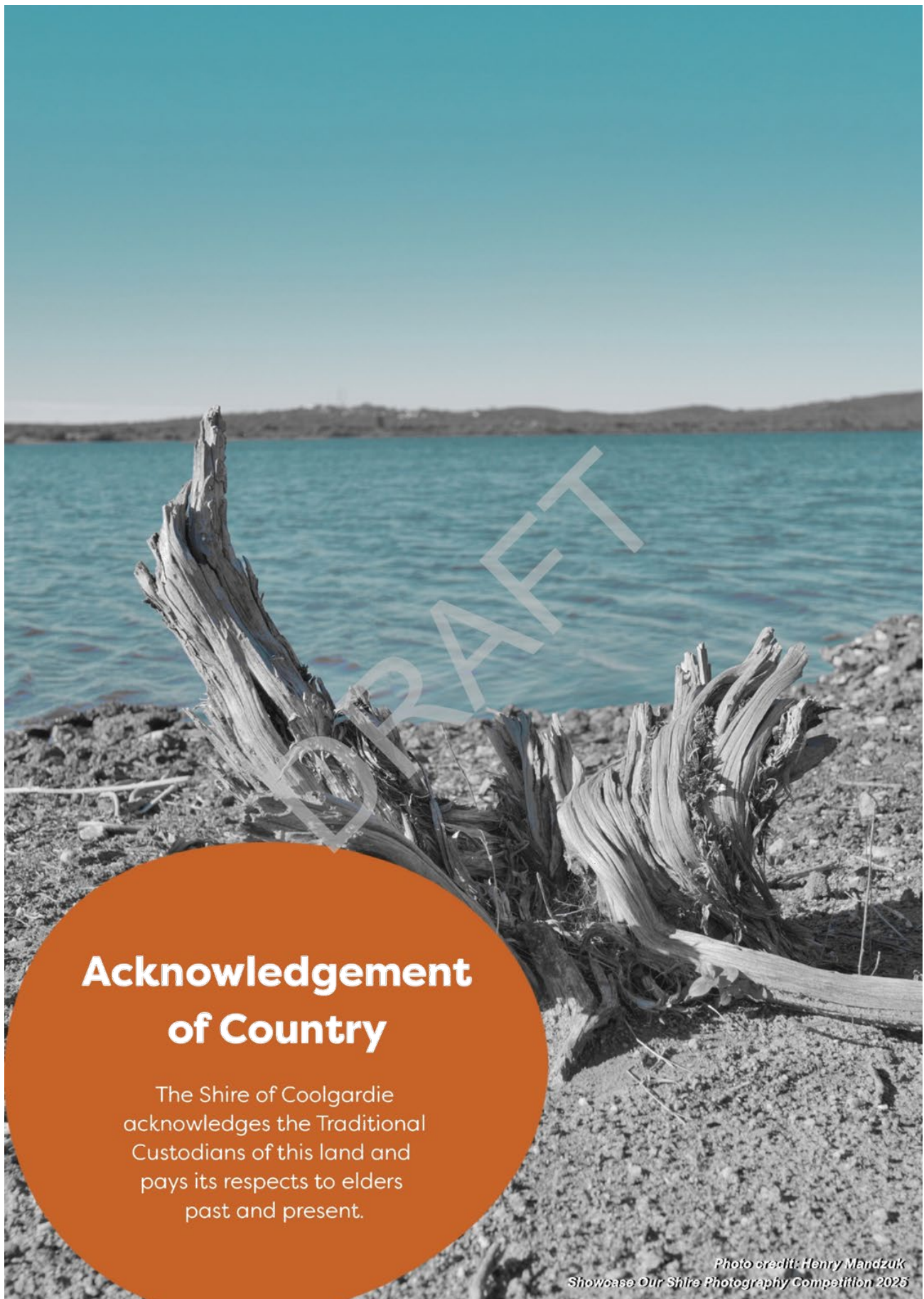
Simple majority

OFFICER RECOMMENDATION

That the Audit Committee:

- 1. Recommend to Council to adopt the Annual Report for the year ended 30 June 2025 in accordance with Section 5.54 of the Local Government Act 1995,**
- 2. Recommend Council set the date for the Annual meeting of Electors, being no later than Tuesday 10 February 2026 and allow a minimum of 14 days public notice for the meeting to be held.**





Acknowledgement of Country

The Shire of Coolgardie acknowledges the Traditional Custodians of this land and pays its respects to elders past and present.

*Photo credit: Henry Mandzuk
Showcase Our Shire Photography Competition 2025*

Contents

Councillors 2024/25	2
About the Shire of Coolgardie	3
Key Facts	4
Shire President's Report	5
CEO's Report	6
Planning for the Future	7
Accountable and Effective Leadership	9
Inclusive, Safe and Vibrant Community	13
Thriving Local Economy	21
Effective Management of Infrastructure, Heritage and Environment	23
Financial Report	28

Cover photo credit: Amy Dobson - Showcase Our Shire Photography Competition 2025

Shire of Coolgardie

Kambalda Administration Office
Irish Mulga Drive
KAMBALDA WA 6442

Coolgardie Office
Sylvester Street
COOLGARDIE WA 6429

T: (08) 9080 2111
E: mail@coolgardie.wa.gov.au
W: coolgardie.wa.gov.au

Councillors 2024/25



Cr Malcolm Cullen
Shire President
Term ended October 2025



Cr Tracey Rathbone
Deputy President
Term ends 2027



Cr Kathie Lindup
Term ended October 2025



Cr Sherryl Botting
Term ended October 2025



Cr Corey Matthews
Term ends 2027



Cr Rose Mitchell
Term ended October 2025



Cr Daphne Simmons
Term ends 2027



Cr Paul Wilcox
Term ends 2029



Cr Tony Ball
Term ends 2029



Cr Tamme Keast
Term ends 2029



Cr Julie-Ann Williams
Term ends 2029

Each elected member represents the whole Shire of Coolgardie municipality. The Shire holds 11 Ordinary Council Meetings each year - these meetings are held monthly and alternate between the Coolgardie Council Chambers and the Kambalda Community Recreation Facility Function Room.

About the Shire of Coolgardie

The Shire of Coolgardie’s vision is to be a **connected, progressive, and welcoming community.**

The Shire of Coolgardie, known as the ‘Mother of the Goldfields’, is located in the Goldfields-Esperance region of Western Australia and encompasses an area of 30,400 km² and includes the towns of **Coolgardie, Kambalda, Widgiemooltha** and the Aboriginal community of **Kurrawang**.

Celebrated for the gold and nickel discoveries in Coolgardie and Kambalda, the Shire continues to thrive with a multitude of mining and processing operations that generate significant economic benefits and employment opportunities.

Over 3,600 people live in the Shire and enjoy a relaxed lifestyle and a stunning natural environment.

The Shire of Coolgardie provides excellent amenities, community activities and events throughout the year, providing a comfortable lifestyle with plenty to see and do. There are approximately 30 sporting and community groups throughout the Shire, providing a range of opportunities for people to connect. Quality recreational facilities bring the community together with activities available for everyone.




History

The Shire of Coolgardie, known as the "Mother of the Goldfields," presents a fascinating blend of historical richness and contemporary economic significance.

Coolgardie was the heart of the goldrush era when gold was found in 1892. At the height of the gold rush in 1897, Coolgardie was Western Australia’s third largest town servicing a population of 25,000 residents and over 700 mining companies.

Kambalda, established in 1897, was also a gold mining town until 1966 when the first of many large deposits of nickel was found in the town. These rich nickel deposits marked the beginning of Western Australia’s ‘nickel boom’.

Now, the Shire’s towns boast grand historical buildings and unique museum collections that continue to attract visitors. With gold, nickel, lithium and iron ore, the Shire continues to thrive through its robust mining operations.



Key Facts

Area
30,400km²

Residents
3686*

Median Age
38*

Number of Dwellings
1,721*

Number of Electors
2053***

Number of Shire Employees
52 Full-Time
22 Male | 30 Female

Number of Elected Members
Shire President and
6 Councillors

Towns
Coolgardie
Kambalda
Widgiemooltha
Kurrawong

Distance from Perth City
550km

Distance to Esperance Port
336km

• PERTH

*2021 Census

*** Western Australian Electoral
Commission 27 August 2025

Shire President's Report



Paul Wilcox
PRESIDENT

On behalf of Council I am pleased to present to the Shire of Coolgardie's Annual Report for the 2024/25 financial year.

After being elected in October 2025, I was honoured to be appointed Shire President. This year the Shire faced significant challenges, and the lessons learned will guide stronger governance.

A key turning point was the departure of former CEO Mr Trail and the appointment of Mr Cook as Acting CEO. The 23/24 Audit then revealed the seriousness of the Shire's financial position, making fiscal recovery the top priority.

You can read more about this recovery in the CEO Report (next page) or in depth by reading the Shire's Financial Recovery Plan.

Scan to read the Shire's Financial Recovery Plan



Projects & Services

- Support for key community events, including Coolgardie Day, the Kambalda Christmas Tree, and the Coolgardie Rodeo.
- Delivery of Meals on Wheels, women's counselling, Kambalda Aerodrome and Bluebush Village services.
- Construction of three GROH housing units in Kambalda.
- Continuation of the Kambalda Medical Service and footpath upgrades.

The year closed with a proposed Boundary Adjustment and, in the new year, a Show Cause notice. Thanks to substantial work by the Administration, the Shire now has 12 months to continue its recovery and demonstrate long-term viability.

Community & Staff Appreciation

Council acknowledges the support of ratepayers in adapting to adjusted service levels during this period of greater fiscal responsibility. As our financial position strengthens, we will continue seeking community input and opportunities to rebuild services sustainably. In 2026, the Shire will commence an ambitious capital works program, with a strong focus on improving our road network, reflecting our commitment to maintaining essential services throughout our financial recovery.

Council sincerely thanks all staff for their commitment and resilience, and acknowledges Mr Aaron Cook for his leadership since November 2024. We look forward to working with him as we seek to appoint a permanent CEO.

As a new Council, we are committed to rebuilding the organisation, strengthening communication and engaging more closely with our community and key stakeholders. I encourage you to contact myself, your local Councillor or the Administration, and attend Council meetings where possible.

We look forward to working together to continue advancing our community.

Cr Paul Wilcox
Shire President



Free Meals on Wheels Program



Coolgardie Day



Photo credit: Coolgardie Rodeo 2024 - Kirk Norman

CEO's Report



Aaron Cook
CHIEF EXECUTIVE OFFICER

Welcome to the Shire of Coolgardie's Annual Report for 2024/25.

I was appointed as Acting Chief Executive Officer in November 2024 during a period of turmoil for the Shire and Council.

Immediately the focus was to stabilize the organisation's administration and finances.

To achieve this, a range of urgent remedial actions were taken which achieved significant savings and equilibrium over the following 6 months. For additional information regarding the actions taken please refer to the Shire's Financial Recovery Plan

Scan to read the Shire's Financial Recovery Plan



One of the most significant measures taken was the refinancing of two bank loans and implementing a period of interest only repayments whilst increasing the second loan to enable the Shire to be able to meet its required payments.

At this time finances were restated to show a \$7.868 million deficit due to an unrealised liability. By the end of 2024/25, this improved to \$3.544 million, showing we are moving in the right direction, although the previous deficit is still included. Our cash balance also grew from \$1.521 million to \$3.921 million.

In practical terms, we reduced the deficit by \$4.3 million and increased cash by \$2.4 million.

This improvement was made possible by reviewing how we operate, reducing spending, and following up more actively on outstanding payments.

The 24/25 financial year saw a strong recovery from the 23/24 deficit, yet a significant amount of work remains.

The previous negative result drew scrutiny from the Minister of Local Government, the Department, and negative media coverage.

There were many additional reporting requirements during this period and all of these have been met.

The Interim audit, delayed by the late adoption of the 23/24 Financial Report, raised far fewer issues included very positive feedback from Auditors as to the improvements and positive assistance provided by Shire officers.

Alongside financial recovery there was a strong focus on stabilizing the staff and the culture of the organisation. Work continues in this area as many of the Corporate Documents require updating. This will be achieved in the 25/26 financial year and further.

I would like to thank Council for their support in the direction and actions taken to rebuild the organisation. I would especially like to thank all staff for their contributions towards this outcome with a special thank you to the Administrative and the Finance Teams.

We have all worked as a team and will continue to do so to see out the recovery and advancement of the Shire.

Council will be appointing a new CEO in the coming period and I look forward to handing over the role and watching the Shire of Coolgardie re-develop into a strong, sustainable and proactive Local Government that the Community will be proud to be a part of.

Aaron Cook
Chief Executive Officer



Planning for the Future

DRAFT

Photo credit: Kirk Norman - Showcase Our Shire Photography Competition 2024

Planning for the Future

All local governments are currently required to produce a **Plan for the Future** under S5.56 (1) of the *Local Government Act 1995* (the Act).

Underpinning the Plan for the Future is the **Integrated Strategic Planning Framework** which provides local governments the minimum requirements to meet the intent of the Act. It also ensures that priorities and objectives are delivered based on a community established vision for the future.

The primary integrated reporting documents for the Shire of Coolgardie are the **Strategic Community Plan** and the **Corporate Business Plan**.

The Shire is committed to using this framework to strengthen the linkages between community aspirations, financial capacity and practical service delivery.

The **Strategic Community Plan 2018-2028** is the overarching document developed to capture the aspirations and goals of the Shire’s communities. These aspirations drive the following four key pillars of community:



*This **Annual Report** provides an overview of the financial year and summarises the Shire’s progress being made against the Strategic Community Plan objectives. The following pages highlight the Shire’s major achievements under each of the four key pillars for the 2024/25 period.*



Planning for the Future

1. Accountable & Effective Leadership



This section provides an overview of the actions undertaken to deliver the following **accountable and effective leadership** objectives:

- Engaged with the community.
- Transparent, accountable and effective governance.
- Advocate for the community.

Code of Conduct

Section 5.103 of the *Local Government Act 1995* requires every Local Government to prepare and adopt a Code of Conduct (the Code) to be observed by all councillors, committee members and employees.

The Code provides councillors, committee and working group members, and employees with consistent guidelines for an acceptable standard of professional conduct. The Code addresses in a concise manner the broader issue of ethical responsibility and encourages greater transparency and accountability.

The Shire's Code of Conduct was last reviewed and adopted by Council in 2021 and is scheduled to be reviewed in the 2024/25 financial year.

Complaints Register

All complaints against the Shire of Coolgardie's elected members that result in a finding by a standards panel (under Section 5.110(2)(a) of the *Local Government Act 1995*) and where a minor breach has occurred must be recorded in a Register of Complaints.

There were **no complaints** made in relation to elected members of the Shire of Coolgardie during 2024/25.

Council Meeting Attendance

In accordance with Regulation 19B of the *Local Government (Administration) Regulations 1996*, the Shire of Coolgardie is required to report the number of Council and Committee meetings attended by each Council member during the 2024/25 financial year.

Councillors	Ordinary Council Meetings (11)	Special Council Meetings (2)	Audit Committee Meetings (2)	Electors' Meeting (0)
Cr Malcom Cullen	10	2	2	1
Cr Tracey Rathbone	11	2	2	1
Cr Sherryl Botting	8	2	1*	0
Cr Kathie Lindup	10	1	0	1
Cr Corey Matthews	11	2	2	1
Cr Rose Mitchell	10	2	2	1
Cr Daphne Simmons	11	2	0	1

*Cr Botting attended this meeting as an observer as she was not an Audit Committee member.

Planning for the Future

1. Accountable & Effective Leadership (continued)



Corporate Business Plan

The purpose of the Corporate Business Plan is to demonstrate the operational capacity of the Shire to achieve its aspirational objectives over the short to medium-term (4-year period).

The Shire's Corporate Business Plan is scheduled for a major review in 2025/26.

Creative and Cultural Plan 2024-2028

In May 2023, the Shire was awarded a grant from the Department of Local Government Sport Culture and Industries (DLGSCI) to develop its first Creative and Cultural Plan. This plan outlines key actions to achieve four specific goals as follows:

1. Strengthen community cohesion and wellbeing through arts and culture.
2. Create economic diversity through art enterprise.
3. Amplify our stories and showcase our distinct cultural assets.
4. Create pathways for arts and culture.

The Shire underwent a robust co-design process with key stakeholders and engaged the local community through 16 one-on-one interviews, two community workshops, four youth pop-ups, and by reviewing 150+ responses from an online survey.

The Creative and Cultural Plan 2024-2028 was adopted by Council in February 2024 and is progressing with a focus on outcomes in the future.

Disability Access and Inclusion Plan

In accordance with Section 5.53 of the *Local Government Act 1995* the Shire of Coolgardie is required to include in its Annual Report any matter on which a report must be made under Section 29 of the *Disability Services Act 1993* which specifies that local governments must:

- Maintain a Disability Access and Inclusion Plan (DAIP).
- Address seven specific outcome areas within the plan.
- Report annually on progress against the actions within the plan.

The Shire's DAIP is a key strategic document which outlines the Shire's approach to working towards a more accessible and inclusive community. The seven desired outcomes of the Shire's DAIP are as follows:

1. People with disability have the same opportunities as other people to access the services of, and any events organised by, the Shire.
2. People with disability have the same opportunities as other people to access the buildings and other facilities of the Shire.
3. People with disability receive information from the Shire in a format that will enable them to access the information as readily as other people are able to access it.
4. People with disability receive the same level and quality of service from the staff of the Shire.
5. People with disability have the same opportunities as other people to make complaints to the Shire.
6. People with disability have the same opportunities as other people to participate in any public consultation by the Shire.
7. People with disability have the same opportunities as other people to obtain and maintain employment with the Shire.

The Shire's DAIP was last reviewed in 2022/23 and is scheduled for a major review in 2025/26. The Shire's DAIP can be found on the Shire's website coolgardie.wa.gov.au.

Planning for the Future

1. Accountable & Effective Leadership (continued)



Employee Remuneration

In accordance with Regulation 19B of the *Local Government (Administration) Regulations 1996*, the Shire of Coolgardie is required to disclose, in bands of \$10,000, the number of employees entitled to an annual salary of \$130,000 or more.

For the period 1 June 2024 to 30 June 2025, the number of Shire of Coolgardie employees receiving an annual salary within these bands (including superannuation) are as follows:

Salary Range	Number of Officers
\$130,000 - \$140,000	3
\$140,000 - \$150,000	
\$150,000 - \$160,000	1
\$160,000 - \$170,000	1
\$170,000 - \$180,000	1
\$180,000 - \$190,000	
\$190,000 - \$200,000	1

The remuneration paid to the CEO (Mr James Trail) during the financial year was \$319,575. This included salaries, allowances and benefits (including superannuation benefits). Additionally the Shire appointed Mr Cook as the ACEO from mid November 2024 for the remainder of the period and his total remuneration package was \$333, 595.00.

Freedom of Information

In accordance with Part 5 Sections 94, 96 and 97 of the *Freedom of Information Act 1992*, the Shire is required to publish an Information Statement which details the process for applying for information under the Act and to provide an up-to-date version every 12 months.

The Shire's Freedom of Information Statement was last reviewed and adopted by Council in June 2025, and is available for public access on its website coolgardie.wa.gov.au.

During 2024/25, the number of Freedom of Information requests received were **6**.

Media & Communication

2024/2025 was a year committed to increasing communication efforts in an attempt to keep our community well-informed and engaged. This focus led to increased Facebook followers, more regular posts and public notices, and a significant uplift in media releases.

The following statistics represent media activity for 2024/25:

	2023/2024	2024/2025	
Facebook Followers	3,017	4,125	36.7% ↑
Facebook Posts	292	382	30.8% ↑
Public Notices	47	65	38% ↑
Media Releases	4	12	200% ↑
Website Users	59,285	51,848	12% ↓

Planning for the Future

1. Accountable & Effective Leadership (continued)



Payment to Councillors

In accordance with Regulation 19BD of the *Local Government (Administration) Regulations 1996*, the Shire of Coolgardie is required to report details of all fees, expenses and allowances paid during the financial year to individual Councillors.

Councillor	Nature of Fee, Expense or Allowance Paid During 2024-2025					
	President's Allowance	Deputy President's Allowance	Meeting Attendance Fees	Allowance for ICT Expenses	Travel	Travel Accommodation
Cr Malcolm Cullen	\$39,506		\$26,178.22	\$3,500	\$1,472.90	\$443.50
Cr Tracey Rathbone		\$9,997.52	\$17,711.20	\$3,500		\$283.50
Cr Sherryl Botting			\$17,711.20	\$3,500	\$744.20	
Cr Kathie Lindup			\$17,711.20	\$3,500		
Cr Corey Matthews			\$17,711.20	\$3,500	\$784.96	
Cr Rose Mitchell			\$17,711.20	\$3,500	\$781.44	
Cr Daphne Simmons			\$17,711.20	\$3,500	\$792.00	



Recordkeeping Statement

The *State Records Act 2000* requires all local governments to include in the Annual Report a statement on their compliance with their Record Keeping Plan.

The Shire of Coolgardie's Record Keeping Plan provides a description of current record keeping practices and focuses on the following six principles:

1. Proper and Adequate Records
2. Policies and Procedures
3. Language Control
4. Preservation
5. Retention and Disposal
6. Compliance

The Shire's Recordkeeping Plan was reviewed during the 2023/24 period and endorsed by Council in May 2024.

Planning for the Future

2. An Inclusive, Safe & Vibrant Community



This section provides an overview of the actions undertaken to deliver the following **inclusive, safe and vibrant community** objectives:

- A sense of place and belonging.
- A safe and healthy community.
- Celebrate our culturally diverse community.

Citizenship Ceremonies

The Shire of Coolgardie conducts a number of citizenship ceremonies for new residents every year. During a citizenship ceremony, applicants - along with their family and friends - will enjoy a professional, friendly ceremony during which they will be presented their Australian Citizenship Certificate.

During 2024/25 the Shire undertook **seven** citizenship ceremonies and welcomed a total of **14** new Australians from **eight** different countries to the Shire of Coolgardie.



Community Assistance Fund

The Shire of Coolgardie's Community Assistance Fund (CAF) is available for not-for-profit community groups/organisations or outstanding individuals seeking small amounts of funding for specific events and projects that align with the Shire's four key pillars.

A total of **\$13,709** of grant funding was awarded to community groups during 2024/25 and the successful recipients included:

- Kambalda Community Garden - \$1884
- Kambalda Football Club - \$2000
- Coolgardie Volunteer Fire and Rescue Service - \$2000
- Kambalda Amateur Swimming Club - \$2000
- Kambalda Men's Shed - \$2000
- Kambalda West District High School - \$2000
- Kambalda West Playgroup - \$1825.27

In-kind contributions were also provided by the Shire such as the provision of the community bus to enable local groups to travel to participate in several events throughout WA to represent the community.



Planning for the Future

2. An Inclusive, Safe & Vibrant Community (continued)



Community Facilities

Community Recreation Centres

The Kambalda Community Recreation Facility and Coolgardie Community Recreation Centre are funded through the Shire of Coolgardie and the Department of Primary and Regional Development. These facilities hold a variety of sport and recreation activities for all community members. These local, socially inclusive activities promote physical activity for all abilities and ensures that everyone has an interest in the local community hub.

Community Resource Centres

The Coolgardie and Kambalda Community Resource Centres (CRCs) are a community-based service provided by the Shire of Coolgardie. The CRCs support economic, personal, and social development by encouraging community connectedness, growing strategic partnerships, and providing access to training, government information and services.

Aquatic Facilities

The Shire is home to two aquatic facilities - the Kambalda Aquatic Facility and Coolgardie Swimming Pool. Both facilities are popular community assets for the Shire and significantly enhance the quality of life of local residents, especially during the hot summer months.

Visitor Centre and Museum

The Coolgardie Visitor Centre, as the gateway to the Goldfields region, is well-placed to promote the area's history and heritage. Visitors are welcomed by friendly local staff who provide information about local attractions and businesses, including the best things to see and do in the Shire of Coolgardie.

The Goldfields Exhibition Museum is housed in the historic and grandiose two storey Warden's Court Building which was built in 1898. Each room features fascinating displays telling the dramatic and often tragic story of life in and around Coolgardie during the Goldrush days of the 1890s.

Funding & Sponsorship

During 2024/25 the Shire received funding to undertake the following programs and activities:

Organisation	Funding Source	Project/Activity	Amount
Gold Fields St Ives Foundation	Sponsorship	Meals on Wheels - Kambalda	\$50,000
Gold Fields St Ives	Sponsorship	Women's Counselling	\$30,000
Australia Day Council of WA	Grant	Australia Day event	\$11,000



Planning for the Future

2. An Inclusive, Safe & Vibrant Community (continued)



Meals on Wheels

The Meals on Wheels program in the Shire of Coolgardie was launched in response to the pandemic in 2020 and has been operating without State Government assistance since.

In 2024/25 this service delivered **5,480 meals** to community members in Coolgardie and Kambalda which included welfare checks.

A collaborative approach continues to keep this program sustainable with a number of community stakeholders assisting the Shire financially for the cost of meals. Sponsors include Gold Fields St Ives, Northern Star Resources Limited and ESS Support Services Worldwide. Delivery of meals is a joint effort between Shire staff and volunteers through the community, St John, MEEDAC and Judumul Aboriginal Corporation.

The service delivers meals twice a week to an average of 60 customers with the support of paid staff and local volunteers from the community.



Gold Fields St Ives staff with meal recipient Barbara Parker



Community Volunteer Sam Gaunt.

Partnerships with Community Stakeholders

In 2023/24 the Shire developed its first **Collaboration Strategy** to detail partnership opportunities with the resource sector that will improve and enhance living, working and visiting the Shire of Coolgardie region. It focuses on a range of collaborative priorities that include waste management, workers' accommodation, education, energy, health and junior sport.

Current partnerships include:

- **Goldfields Women's Health Care Centre** provide counselling sessions in Kambalda for women (and men) over the age of 16. This service is free to all residents thanks to the Shire of Coolgardie and Gold Fields.
- **St John WA**, in partnership with the Shire of Coolgardie, provides an integrated and comprehensive primary health care service in Kambalda and the broader Coolgardie Shire. This model addresses daily health needs and coordinates care for individuals with chronic diseases. Key services offered include:
 - Weekly GP sessions
 - Community first responder and defibrillator programs
 - Community transport service; and
 - Resilient ambulance service staffed by trained volunteers.
- **Judumul Advisory Aboriginal Corporation** to improve the lives of Aboriginal people through the provision of programs and activities that will aim to deliver health, education and economic wellbeing.
- Continued partnership and/or service agreements with **MEEDAC, Judumul, Gold Fields St Ives, Northern Star Resources, St John WA, ESS Support Services Worldwide** who support the Shire's Meals on Wheels program in Coolgardie and Kambalda.

The Shire of Coolgardie recognises that the small business community is an important stakeholder and is proud to be a 'small business friendly' local government as endorsed by the Small Business Development Corporation.

Planning for the Future

2. An Inclusive, Safe & Vibrant Community (continued)



TOURISM

Tourism was a standout sector in 2024–2025, with many of our facilities bustling throughout the year. Not only did our museums benefit from the influx of visitors, but our town and local businesses also experienced positive flow-on effects from tourists stopping in Coolgardie. Visitors continued to enjoy Ben Prior Park, Warden Finnerty's, the Visitor Centre, and more. Approximately 1,002 people visited Warden Finnerty's, and a further 5,860 were welcomed through the Visitor Centre.

LEISURE AND RECREATION REPORT

The Kambalda Community Recreation Centre and the Coolgardie Community Recreation Facility continue to deliver a wide range of sport and recreation activities for all community members. These socially inclusive programs promote physical activity for people of all abilities and encourage community engagement within our local recreation hubs.

2024/2025 HIGHLIGHTS - KAMBALDA

Group Fitness and Gym Memberships

Group Fitness Day classes continued twice weekly, with community members participating enthusiastically. Led by our experienced instructor Carly, these classes support balance, muscle strength, circulation, and community connection.

Gym Memberships remained popular, with strong uptake in corporate memberships. Several major mining companies are now enrolled, supporting staff wellbeing. FIFO workers have increasingly joined the Kambalda Gym, contributing to consistent growth.

Accessibility and Community Engagement

Online forms have improved community access to registrations and payments, now available both over the phone and in person.

Shire Sports Development Officer (SDO) collaborated with State Regional SDOs to deliver sport-specific programs including soccer, tennis, and basketball.

SDO supported Kambalda East Primary School through lunchtime and PE-based sports activities, assisting teachers with program delivery.

The Kambalda Cool Y youth touch team participated in the Goldfields Touch Association competition in Kalgoorlie. While just shy of reaching finals, the team showed significant improvement and increased understanding of the game.

2024/2025 HIGHLIGHTS - COOLGARDIE

Sports Development Officer have applied their knowledge and skills to support CAPS Coolgardie School, assisting with activities and programs that engage children in physical activity. These initiatives strengthened school participation and encouraged greater use of our recreation facilities.

SPORT DEVELOPMENT AND YOUTH

Kambalda Sports Development Officer continued to deliver monthly Youth Nights for young people aged 10–18 years. These sessions offer a safe, relaxed environment where youth can play sport, socialise, and unwind.

Centre Care staff supported the program by providing counsellors who engaged young people in board games, craft activities, and confidential conversations where support was needed.

Planning for the Future

2. An Inclusive, Safe & Vibrant Community (continued)



A recent organisational management change resulted in a review of program delivery due to limited staffing. This transition has led to a more structured and collaborative approach within the Leisure & Recreation team, aligning programs with the Shire of Coolgardie's Strategic and Operational Plans. Recruitment of qualified staff will support delivery across both townsites and further activate facilities through programs and events that reflect community trends and participation values.

Holiday Programs continue to provide valuable recreation opportunities for youth, offering a variety of sports and activities that cater to different age groups and abilities. These programs have successfully encouraged families to re-engage with our recreation facilities.

AQUATIC FACILITIES

Kambalda Aquatic Facility

Royal Life Saving WA (RLSWA) Pool Operators mentored newly trained staff who recently completed the Aquatic Technical Operator course. For the first time, local staff supervised operations at both Shire aquatic facilities. RLSWA utilised the Kambalda facility as a training base for the Goldfields region, delivering multiple community courses, including the Junior Lifeguard Program led by Talent Pool Coordinator Clint Kelleher.



Kambalda District High School incorporated a Bronze Medallion course into their PE curriculum. Several students and teachers gained qualifications, and the Shire has since employed some students as aquatic staff.

VACSwim ran for four weeks during the January school holidays. RLSWA also ensured younger, non-school-aged children accessed lessons by delivering classes during the school term.



During the Australia Day community event, Water Polo and Aqua Fitness demonstrations were held. Both activities were very popular, leading to Aqua classes becoming a regular feature of the summer season.

Coolgardie Pool

The Coolgardie Pool was consistently busy, with Royal Life Saving WA supporting the CAPS Coolgardie school swimming program throughout school terms. Weekly classes provided essential swimming skills and aquatic safety training.



VACSwim was delivered during the last two weeks of January, offering children valuable swimming instruction during the school holidays.

The RLSWA Talent Pool program provided staff with hands-on experience through their involvement in the Talent Pool Community Carnival at the Goldfields Oasis. Staff supported the event in roles including lifeguarding, swim instructing, and supervising participants.

Planning for the Future

2. An Inclusive, Safe & Vibrant Community (continued)



RECREATION CENTRES YEAR IN SUMMARY



Planning for the Future

2. An Inclusive, Safe & Vibrant Community (continued)



Community Activation

Large community events are coordinated and can be supported by the Shire of Coolgardie in conjunction with community groups each year to help promote community pride, liveability and social well-being.

Key annual community events held during 2024/25 included:

- Australia Day Ceremony & Citizenship Awards
- Coolgardie Day
- Coolgardie Rodeo & Outback Festival
- Kambalda Christmas Tree
- Seniors Christmas Luncheon



Annual Seniors Christmas Luncheon



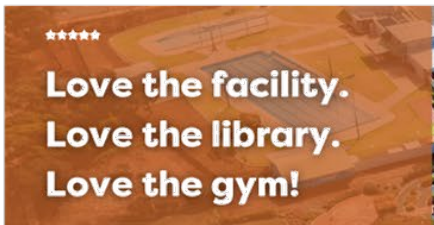
COOLGARDIE RODEO & Outback Festival



Australia Day Award Recipients with Cr Tracey Rathbone



Coolgardie Rodeo & Outback Festival



★★★★

Love the facility.
Love the library.
Love the gym!



Planning for the Future

2. An Inclusive, Safe & Vibrant Community (continued)



Community Activities and Programs

Our smaller events, activities and programs help build an inclusive, safe and vibrant community by bringing people together and encouraging participation. Through youth initiatives, recreational, social and wellbeing programs, we create welcoming opportunities for residents to connect, feel supported and strengthen their sense of belonging across the Shire.

- Weekly Fitness Classes
- Next Gen Art Workshops
- Showcase Our Shire Photography Competition
- After School Program
- Blue Light Discos
- Recreational Sport
- Youth Nights
- Late Night Operating Hours
- Parenting Connection
- R U OK Day
- International Women's Day
- Senior Morning Tea



**Love the facility.
 Love the library.
 Love the gym!**



Planning for the Future

3. A Thriving Economy



This section provides an overview of the actions undertaken to deliver the following **thriving economy** objectives:

- Build economic opportunity and capacity.
- Facilitate local business development and retention.
- Pathways for young people into training and employment.

Economic Profile

The Shire of Coolgardie has a strong mining history, with significant mining production and exploration activities continuing today.

The top industry employers within the Shire are:

- Mining
- Local Government – Admin
- Other Mining support services

Recent statistics highlighted the value of minerals harvested in the Shire in the 2024/25 financial year **exceeded \$3.9 billion** (Department of Energy, Mines, Industry Regulation and Safety, 2024, *Western Australian Mineral and Petroleum Statistics Digest 2023-24*, Department of Energy, Mines, Industry Regulation and Safety, Perth).

The following page provides a snapshot of the economic, employment and lifestyle statistics for the Shire of Coolgardie in 2024/25.



Economy

\$3.9B

VALUE OF MINERALS 2023/24*

\$575M

ROYALTIES BY REGION 2023/24*

#3

MINERALS PRODUCER IN THE REGION*

5,171

TOTAL MINING FTE'S IN THE REGION*

Employment

TOP 3 INDUSTRIES OF EMPLOYMENT**

GOLD ORE MINING	30.7%
LOCAL GOVT. ADMIN	4.1%
OTHER MINING SUPPORT SERVICE	3.8%

TOP 5 OCCUPATIONS* *

MACHINERY OPERATIONS & DRIVERS	29.8%
TECHNICIANS & TRADE WORKERS	21.4%
LABOURERS	9.5%
CLERICAL & ADMIN	9.3%
PROFESSIONALS	8.4%

MEDIAN WEEKLY INCOME

\$1,893

Lifestyle

739

FAMILIES 66% OF THE POPULATION**

38

MEDIAN AGE**

3,686

TOTAL POPULATION**

*Statistics Digest 2023-24 (Department of Energy, Mines, Industry Regulation and Safety)
**2021 Census

Planning for the Future

4. Effective Management of Infrastructure, Heritage & Environment



This section provides an overview of the actions undertaken to deliver the following **effective management of infrastructure, heritage and environment** objectives:

- Value local culture and heritage.
- Sustainable management of resources.
- Enhance built environment.

REGULATORY SERVICES

Emergency Services

Twenty (20) bushfires were reported during 2024/2025 in the Shire of Coolgardie. Of these, six were successfully extinguished by the Shire's Bushfire Brigade. The rest either self-extinguished or were managed through Section 13 of the Bushfires Act 1954 which allows for alternative control measures under specific circumstances. In addition, firebreak inspections were undertaken throughout the Shire to ensure that critical firebreaks remain clear and effective in preventing the spread of bushfires.

Environmental Health

During 2024/25 the Shire of Coolgardie continued to engage the services of a contract Environmental Health Officer (EHO).

Services provided by the EHO include routine and follow up inspections of health-based (food) premises, effluent disposal system approvals, and asbestos and mosquito issues.

Waste Service Highlights

During 2024/25, the following Waste Service actions were undertaken:

- Weekly residential Kerbside service collected 1,209.78 tonnes of waste.
- 1,541.67 tonnes general waste received from residential drop-offs.
- 2.55 tonnes of e-waste diverted from general waste
- 224.12 tonnes metal diverted from general waste
- 20,919.38 tonnes of waste accepted to both landfills
- 11,810.84 KL Liquid waste accepted at the WWTP
- 24,1681.44 KL of wastewater received at the WWTP.
- WWTP treated 5,2781 KL for use at the Coolgardie Park and oval.



Planning for the Future

4. Effective Management of Infrastructure, Heritage & Environment (continued)



DEVELOPMENT SERVICES

Planning & Development

The Shire is required to provide information pertaining to building permits and approvals for inclusion in its Annual Report in accordance with Section 132 of the *Building Act 2011* and Regulation 14 of the *Building Regulations 2012*.

Building Permits Issued	2024/25	Total Approval Value
Single dwellings (Class 1A & 4)	1	\$18,780
Group dwellings	0	\$0
Additions/Alterations (Class 1a & 4)	0	\$0
Outbuildings (Class 1a & 4)	1	\$70,000
Commercial/Industrial (Class 5,6,8,9)	0	\$0
Mining Accommodation (1b)	1	\$10,000,000.00
Pool (class 10b)	0	\$0
Tourist (class 3 & 1B)	3	\$323,791.00
Class 10b Other	5	\$92,883.00
Demolition	0	\$0
Total:	11	\$10,505,454.00

Statutory Planning Applications	2024/25
Residential	4
Commercial	0
Industrial	0
Mining	3
Workforce Accommodation	1
Community - Other	0
Total:	8

Planning for the Future

4. Effective Management of Infrastructure, Heritage & Environment (continued)



ROADWORKS

To support the Shire's financial recovery, all major projects—including road works—have been deferred to the 2025/2026 financial year.

OTHER PROJECTS & PROGRAMS

Bluebush Village

The Shire of Coolgardie commissioned the build of the Bluebush Village in 2021 in recognition of the need for a centrally located accommodation village to address several objectives aligned with the Shire's Strategic Community Plan and the Environmental, Social and Governance Framework.

All construction phases of the Bluebush Village were completed during the 2023/24 financial year and the facility is currently running and providing services to the sector with the availability of 328 rooms.

Kambalda GROH Housing

The construction of three Government Regional Officer Housing units commenced in 2023/24. The project is near completion and it is hoped these will be available for GROH staff in the first half of 25/26.



Planning for the Future

4. Effective Management of Infrastructure, Heritage & Environment (continued)



Kambalda Airport

Compliance

The Shire of Coolgardie continues to engage Aerodrome Management Services (AMS) to support ongoing aerodrome compliance.

The scope of the compliance health check included:

- Reviewing aerodrome documentation and operational procedures
- Addressing identified deficiencies where applicable
- Providing an overview of the aerodrome's current compliance status

The assessment did not include a review of the airport's physical characteristics, as this is undertaken separately through the Aerodrome Technical Inspection (ATI).

The Annual Technical Inspection is conducted to ensure operational efficiency is maintained and continuously improved. This report is also submitted to the Civil Aviation Safety Authority (CASA) for review.

AMS was also contracted to prepare the updated CASA Part 139 Manual of Standards (MOS) documentation for Kambalda Aerodrome. As Kambalda was previously a registered aerodrome, the new documentation could be implemented immediately—unlike former certified aerodromes, which must meet additional regulatory requirements.

Kambalda Airport remains committed to providing a safe aviation environment for all users. CASA conducts both scheduled and unscheduled audits throughout the year, and airlines operating into Kambalda undergo regular compliance checks to ensure regulatory safety standards are met.

Staff training continues to be a key priority, ensuring personnel are well-trained, experienced, and capable of maintaining high standards of service, security, and aerodrome safety.

Operational

The monthly runway maintenance program remains in place to ensure the aerodrome meets operational and safety standards.

Versatile Plant Hire & Contracting carries out the primary works, including:

- Grading and rolling the runway and runway strip
- Maintaining the runway end safety areas (RESAs)
- Sweeping the turning nodes
- Grading the airport access road

In June, major runway maintenance was completed, with Shire staff and Versatile Contracting placing 800 tonnes of gravel to re-sheet the runway centreline.

This upgrade was essential to improve safety and reduce post-rainfall downtime. The previous worn surface had become difficult to manage and posed a risk of loose stones damaging aircraft. The works replaced the degraded gravel layer, which had lost its ability to bind with finer materials—creating potential hazards during take-off and landing.

The new gravel surface now provides a smoother, more durable finish. Shire representatives and stakeholders have welcomed the upgrade, noting that it enhances safety and improves wet-weather resilience, reducing operational disruptions.

Vegetation Management Program

The vegetation management program is ongoing, targeting the removal of vegetation that could damage the boundary fence or infringe on obstacle limitation surfaces. Activities include:

- Regular grading of airside roads
- Weed spraying along the boundary fence
- Clearing new vegetation growth within 40 metres of the boundary

These works are undertaken by Shire staff to maintain compliance and minimise long-term maintenance risks.



Financial Summary

Summary and Forward Outlook

The total comprehensive loss for the year ended 30 June 2025 was \$4,068,092, a substantial improvement on the \$7,412,336 loss reported in 2023/24. Of the \$4,068,092 loss in 2024/25, \$3,189,813 relates to fair value adjustments, which are non-cash accounting transactions. These adjustments affect the reported result but do not impact the Shire's operating cashflow or liquidity.

The operating deficit also improved materially, reducing from \$7,868,844 at 30 June 2024 to \$3,544,614 at 30 June 2025, reflecting tighter expenditure controls and improved financial management.

At 30 June 2025, cash and cash equivalents totalled \$3,921,549, up significantly from \$1,521,748 at 30 June 2024. While the Shire's current liabilities still exceed current assets by \$5,103,327, this represents a major improvement from the \$16,820,946 shortfall reported in the previous financial year.

The stronger cash position at year-end is attributable to:

- the loan refinancing undertaken during 2024/25
- deferral of capital projects
- reductions in discretionary expenditure
- targeted cost cutting initiatives implemented by management

These measures were critical steps in stabilising the Shire's immediate financial position and providing a platform for future sustainability.

Outlook for 2025/26 - Consolidation and Recovery

The total comprehensive loss for the year ended 30 June 2025 was \$4,068,092, a substantial improvement on the \$7,412,336 loss reported in 2023/24. Of the \$4,068,092 loss in 2024/25, \$3,189,813 relates to fair value adjustments, which are non-cash accounting transactions. These adjustments affect the reported result but do not impact the Shire's operating cashflow or liquidity.

The operating deficit also improved materially, reducing from \$7,868,844 at 30 June 2024 to \$3,544,614 at 30 June 2025, reflecting tighter expenditure controls and improved financial management.

At 30 June 2025, cash and cash equivalents totalled \$3,921,549, up significantly from \$1,521,748 at 30 June 2024. While the Shire's current liabilities still exceed current assets by \$5,103,327, this represents a major improvement from the \$16,820,946 shortfall reported in the previous financial year.

The stronger cash position at year-end is attributable to:

- the loan refinancing undertaken during 2024/25
- deferral of capital projects
- reductions in discretionary expenditure
- targeted cost cutting initiatives implemented by management

These measures were critical steps in stabilising the Shire's immediate financial position and providing a platform for future sustainability.





Photo credit: Yulia Cadman - Showcase Our Shire Photography Competition 2024

Contents

Financial Report 2024/25

Statement by the Chief Executive Officer	30
Statement of Comprehensive Income	31
Statement of Financial Position	32
Statement of Changes in Equity	33
Statement of Cash Flows	34
Statement of Financial Activity	35
Index of Notes to the Financial Report	36
Independent Auditor's Report	74

DRAFT

**SHIRE OF COOLGARDIE
FINANCIAL REPORT
FOR THE YEAR ENDED 30 JUNE 2025**

*Local Government Act 1995
Local Government (Financial Management) Regulations 1996*

Statement by CEO

The accompanying financial report of the Shire of Coolgardie has been prepared in compliance with the provisions of the *Local Government Act 1995* from proper accounts and records to present fairly the financial transactions for the reporting period ended 30 June 2025 and the financial position as at 30 June 2025.

At the date of signing this statement the particulars included in the financial report are not misleading or inaccurate.

Signed on the 3rd day of December 2025



Chief Executive Officer

Aaron Cook

Name of Chief Executive Officer

DRAFT



SHIRE OF COOLGARDIE
STATEMENT OF COMPREHENSIVE INCOME
FOR THE YEAR ENDED 30 JUNE 2025

Note	2025 Actual	2025 Budget	2024 Restated*
	\$	\$	\$
Revenue			
Rates	12,711,267	11,931,958	9,895,955
Grants, subsidies and contributions	1,877,084	3,346,983	3,599,770
Fees and charges	15,291,325	18,461,412	14,283,159
Interest revenue	57,723	54,000	61,146
Other revenue	785,518	634,100	1,464,467
	30,722,917	34,428,453	29,304,497
Expenses			
Employee costs	(6,184,636)	(6,972,945)	(6,945,135)
Materials and contracts	(11,165,659)	(12,156,567)	(12,891,735)
Utility charges	(1,757,648)	(1,020,260)	(1,228,723)
Depreciation	(9,308,928)	(9,442,371)	(10,784,166)
Finance costs	(1,862,288)	(1,350,865)	(1,747,065)
Insurance	(561,959)	(450,480)	(396,038)
Other expenditure	(1,617,866)	(1,342,600)	(3,372,668)
	(32,458,984)	(32,736,088)	(37,365,530)
	(1,736,067)	1,692,365	(8,061,033)
Capital grants, subsidies and contributions	676,089	4,142,109	650,573
Profit on asset disposals	189,561	0	180,071
Loss on asset disposals	(3,423)	0	0
Fair value adjustments to financial assets at fair value through profit or loss	(4,439)	0	2,102
Fair value adjustments to right of use assets	3,036,154	0	0
Fair value adjustments to investment property	(6,551,532)	0	0
	(2,657,590)	4,142,109	832,746
Net result for the period	(4,393,657)	5,834,474	(7,228,287)
Other comprehensive income for the period			
<i>Items that will not be reclassified subsequently to profit or loss</i>			
Changes in asset revaluation surplus	325,565	0	(184,049)
Total other comprehensive income / (loss) for the period	325,565	0	(184,049)
Total comprehensive income / (loss) for the period	(4,068,092)	5,834,474	(7,412,336)

This statement is to be read in conjunction with the accompanying notes.

* See Note 31 for details regarding correction of prior period errors.



SHIRE OF COOLGARDIE
STATEMENT OF FINANCIAL POSITION
AS AT 30 JUNE 2025

	Note	2025	Restated* 2024
		\$	\$
CURRENT ASSETS			
Cash and cash equivalents	3	3,921,549	1,521,748
Trade and other receivables	5	2,535,152	1,988,580
Inventories	6	156,263	12,946
Other assets	7	19,302	36,033
TOTAL CURRENT ASSETS		6,632,266	3,559,307
NON-CURRENT ASSETS			
Trade and other receivables	5	264,610	262,620
Other financial assets	4(b)	99,525	103,964
Property, plant and equipment	8	37,945,264	39,147,083
Infrastructure	9	113,181,807	118,649,787
Right-of-use assets	11(a)	4,850,265	3,572,254
Investment property	12	17,290,000	23,489,361
TOTAL NON-CURRENT ASSETS		173,631,471	185,225,069
TOTAL ASSETS		180,263,737	188,784,376
CURRENT LIABILITIES			
Trade and other payables	13	5,357,321	7,582,256
Capital grant/contributions liabilities	14	2,089,524	1,198,004
Lease liabilities	11(b)	1,816,537	1,904,377
Borrowings	15	0	7,305,550
Employee related provisions	16	432,031	336,477
Other provisions	17	2,040,179	2,053,589
TOTAL CURRENT LIABILITIES		11,735,592	20,380,253
NON-CURRENT LIABILITIES			
Lease liabilities	11(b)	249,474	2,207,447
Borrowings	15	25,463,497	19,075,235
Employee related provisions	16	114,684	137,572
Other provisions	17	4,484,467	4,699,754
TOTAL NON-CURRENT LIABILITIES		30,312,122	26,120,008
TOTAL LIABILITIES		42,047,714	46,500,261
NET ASSETS		138,216,023	142,284,115
EQUITY			
Retained surplus		47,021,443	51,415,100
Reserve accounts	30	257,825	257,825
Revaluation surplus	18	90,936,755	90,611,190
TOTAL EQUITY		138,216,023	142,284,115

This statement is to be read in conjunction with the accompanying notes.

* See Note 31 for details regarding correction of prior period errors.



SHIRE OF COOLGARDIE
STATEMENT OF CHANGES IN EQUITY
FOR THE YEAR ENDED 30 JUNE 2025

Note	Retained surplus	Reserve accounts	Revaluation surplus	Total equity
	\$	\$	\$	\$
Balance as at 1 July 2023	58,660,421	240,791	90,795,239	149,696,451
Comprehensive income for the period				
Net result for the period (restated)	(7,228,287)	0	0	(7,228,287)
Other comprehensive income for the period	0	0	(184,049)	(184,049)
Total comprehensive income for the period (restated)	(7,228,287)	0	(184,049)	(7,412,336)
Transfers to reserve accounts	(17,034)	17,034	0	0
Balance as at 30 June 2024 (Restated)	51,415,100	257,825	90,611,190	142,284,115
Comprehensive income for the period				
Net result for the period	(4,393,657)	0	0	(4,393,657)
Other comprehensive income for the period	0	0	325,565	325,565
Total comprehensive income for the period	(4,393,657)	0	325,565	(4,068,092)
Balance as at 30 June 2025	47,021,443	257,825	90,936,755	138,216,023

This statement is to be read in conjunction with the accompanying notes.

* See Note 31 for details regarding correction of prior period errors.



SHIRE OF COOLGARDIE
STATEMENT OF CASH FLOWS
FOR THE YEAR ENDED 30 JUNE 2025

Note	2025 Actual	2024 Actual
	\$	\$
CASH FLOWS FROM OPERATING ACTIVITIES		
Receipts		
Rates	12,591,323	10,635,763
Grants, subsidies and contributions	1,645,072	3,578,710
Fees and charges	15,284,693	14,281,824
Interest revenue	57,723	61,146
Goods and services tax received	1,636,884	2,443,070
Other revenue	785,518	1,464,467
	32,001,213	32,464,980
Payments		
Employee costs	(6,210,844)	(6,804,008)
Materials and contracts	(13,438,644)	(8,603,534)
Utility charges	(1,757,648)	(1,211,362)
Finance costs	(1,862,288)	(1,747,065)
Insurance paid	(561,959)	(396,038)
Goods and services tax paid	(1,806,520)	(2,372,999)
Other expenditure	(1,617,866)	(1,683,421)
	(27,255,769)	(22,818,427)
Net cash provided by operating activities	4,745,444	9,646,553
CASH FLOWS FROM INVESTING ACTIVITIES		
Payments for purchase of property, plant & equipment	8(a) (223,790)	(16,264,732)
Payments for construction of infrastructure	9(a) (799,542)	(1,870,613)
Payments for investment property	12 (352,171)	0
Proceeds from capital grants, subsidies and contributions	1,664,477	1,500,911
Proceeds from sale of property, plant & equipment	328,484	239,500
Net cash provided by (used in) investing activities	617,458	(16,394,934)
CASH FLOWS FROM FINANCING ACTIVITIES		
Repayment of borrowings	29(a) (24,898,254)	(4,226,698)
Payments for principal portion of lease liabilities	29(e) (2,045,813)	(1,249,744)
Proceeds from new borrowings	29(a) 25,463,497	11,750,000
Repayment of overdraft	29(d) (1,578,363)	(1,320,000)
Proceeds from overdraft	29(d) 95,832	1,802,531
Net cash provided by (used in) financing activities	(2,963,101)	6,756,089
Net increase in cash held	2,399,801	7,708
Cash at beginning of year	1,521,748	1,514,040
Cash and cash equivalents at the end of the year	3,921,549	1,521,748

Non-cash investing and financing movements are disclosed at note 18.(c)

This statement is to be read in conjunction with the accompanying notes.



SHIRE OF COOLGARDIE
STATEMENT OF FINANCIAL ACTIVITY
FOR THE YEAR ENDED 30 JUNE 2025

Note	2025 Actual	2025 Budget	2024 Restated*
	\$	\$	\$
OPERATING ACTIVITIES			
Revenue from operating activities			
General rates	12,711,267	11,931,958	9,895,955
Grants, subsidies and contributions	1,877,084	3,346,983	3,599,770
Fees and charges	15,291,325	18,461,412	14,283,159
Interest revenue	57,723	54,000	61,146
Other revenue	785,518	634,100	1,464,467
Profit on asset disposals	189,561	0	180,071
Fair value adjustments to financial assets at fair value through profit or loss	0	0	2,102
Fair value adjustments to right of use assets	3,036,154	0	0
	33,948,632	34,428,453	29,486,670
Expenditure from operating activities			
Employee costs	(6,184,636)	(6,972,945)	(6,945,135)
Materials and contracts	(11,165,659)	(12,156,567)	(12,891,735)
Utility charges	(1,757,648)	(1,020,260)	(1,228,723)
Depreciation	(9,308,928)	(9,442,371)	(10,784,166)
Finance costs	(1,862,288)	(1,350,865)	(1,747,065)
Insurance	(561,959)	(450,480)	(396,038)
Other expenditure	(1,617,866)	(1,342,600)	(3,372,668)
Loss on asset disposals	(3,423)	0	0
Fair value adjustments to financial assets at fair value through profit or loss	(4,439)	0	0
Fair value adjustments to investment property	(6,551,532)	0	0
	(39,018,378)	(32,736,088)	(37,365,530)
Non-cash amounts excluded from operating activities	12,728,007	9,442,371	10,076,542
Amount attributable to operating activities	7,658,261	11,134,736	2,197,682
INVESTING ACTIVITIES			
Inflows from investing activities			
Capital grants, subsidies and contributions	676,089	4,142,109	650,573
Proceeds from disposal of assets	328,484	150,000	239,500
Proceeds from right of use assets	437,441	0	0
	1,442,014	4,292,109	890,073
Outflows from investing activities			
Right of use assets received - non cash	0	0	(3,923,625)
Acquisition of property, plant and equipment	(223,790)	(5,859,665)	(16,264,732)
Acquisition of infrastructure	(799,542)	0	(1,870,613)
Payments for investment property	(352,171)	0	0
	(1,375,503)	(5,859,665)	(22,058,970)
Non-cash amounts excluded from investing activities	(437,441)	0	3,923,625
Amount attributable to investing activities	(370,930)	(1,567,556)	(17,245,272)
FINANCING ACTIVITIES			
Inflows from financing activities			
Proceeds from borrowings	25,463,497	0	11,750,000
Proceeds from overdraft	95,832	0	1,802,531
Proceeds from new leases - non cash	0	0	3,923,625
	25,559,329	0	17,476,156
Outflows from financing activities			
Repayment of borrowings	(24,898,254)	(6,352,387)	(4,226,698)
Repayment of overdraft	(1,578,363)	0	(1,320,000)
Payments for principal portion of lease liabilities	(2,045,813)	(1,959,721)	(1,249,744)
Transfers to reserve accounts	0	0	(17,034)
	(28,522,430)	(8,312,108)	(6,813,476)
Non-cash amounts excluded from financing activities	0	0	(3,923,625)
Amount attributable to financing activities	(2,963,101)	(8,312,108)	6,739,055
MOVEMENT IN SURPLUS OR DEFICIT			
Surplus or deficit at the start of the financial year	(7,868,844)	(1,882,308)	439,691
Amount attributable to operating activities	7,658,261	11,134,736	2,197,682
Amount attributable to investing activities	(370,930)	(1,567,556)	(17,245,272)
Amount attributable to financing activities	(2,963,101)	(8,312,108)	6,739,055
Surplus or deficit after imposition of general rates	(3,544,614)	(627,236)	(7,868,844)

This statement is to be read in conjunction with the accompanying notes.
See Note 31 for details regarding correction of prior period errors.



**SHIRE OF COOLGARDIE
FOR THE YEAR ENDED 30 JUNE 2025
INDEX OF NOTES TO THE FINANCIAL REPORT**

Note 1	Basis of preparation	9
Note 2	Revenue and expenses	10
Note 3	Cash and cash equivalents	12
Note 4	Other financial assets	12
Note 5	Trade and other receivables	13
Note 6	Inventories	13
Note 7	Other assets	14
Note 8	Property, plant and equipment	15
Note 9	Infrastructure	17
Note 10	Fixed assets	19
Note 11	Leases	21
Note 12	Investment property	22
Note 13	Trade and other payables	23
Note 14	Other liabilities	24
Note 15	Borrowings	25
Note 16	Employee related provisions	26
Note 17	Other provisions	27
Note 18	Revaluation surplus	28
Note 19	Restrictions over financial assets	29
Note 20	Undrawn borrowing facilities and credit standby arrangements	29
Note 21	Contingent liabilities	30
Note 22	Capital commitments	30
Note 23	Related party transactions	31
Note 24	Joint arrangements	33
Note 25	Events occurring after the end of the reporting period	34
Note 26	Other material accounting policies	35
Information required by legislation		
Note 27	Rating information	36
Note 28	Determination of surplus or deficit	37
Note 29	Borrowing and lease liabilities	38
Note 30	Reserve accounts	42
Note 31	Correction of error	43

**SHIRE OF COOLGARDIE
NOTES TO AND FORMING PART OF THE FINANCIAL REPORT
FOR THE YEAR ENDED 30 JUNE 2025**

1. BASIS OF PREPARATION

The financial report of the Shire of Coolgardie which is a Class 3 local government comprises general purpose financial statements which have been prepared in accordance with the *Local Government Act 1995* and accompanying regulations.

Local Government Act 1995 requirements

Section 6.4(2) of the *Local Government Act 1995* read with the *Local Government (Financial Management) Regulations 1996* prescribe that the financial report be prepared in accordance with the *Local Government Act 1995* and, to the extent that they are not inconsistent with the *Local Government Act 1995*, the Australian Accounting Standards. The Australian Accounting Standards (as they apply to local governments and not-for-profit entities) and Interpretations of the Australian Accounting Standards Board were applied except for disclosure requirements of:

- AASB 7 Financial Instruments Disclosures
- AASB 16 Leases paragraph 58
- AASB 101 Presentation of Financial Statements paragraph 61
- AASB 107 Statement of Cash Flows paragraphs 43 and 45
- AASB 116 Property, Plant and Equipment paragraph 79
- AASB 137 Provisions, Contingent Liabilities and Contingent Assets paragraph 85
- AASB 140 Investment Property paragraph 75(f)
- AASB 1052 Disaggregated Disclosures paragraph 11
- AASB 1054 Australian Additional Disclosures paragraph 16

The *Local Government (Financial Management) Regulations 1996* specify that vested land is a right-of-use asset to be measured at cost, and is considered a zero cost concessionary lease. All right-of-use assets under zero cost concessionary leases are measured at zero cost rather than at fair value, except for vested improvements on concessionary land leases such as roads, buildings or other infrastructure which continue to be reported at fair value, as opposed to the vested land which is measured at zero cost. The measurement of vested improvements at fair value is a departure from AASB 16 Leases which would have required the Shire to measure any vested improvements at zero cost.

The *Local Government (Financial Management) Regulations 1996* provide that:

- land and buildings classified as property, plant and equipment; or
- infrastructure; or
- vested improvements that the local government controls; and measured at reportable value, are only required to be revalued every five years. Revaluing these non-financial assets every five years is a departure from AASB 116 *Property, Plant and Equipment*, which would have required the Shire to assess at each reporting date whether the carrying amount of the above mentioned non-financial assets materially differs from their fair value and, if so, revalue the class of non-financial assets.

Accounting policies which have been adopted in the preparation of this financial report have been consistently applied unless stated otherwise. Except for cash flow and rate setting information, the financial report has been prepared on the accrual basis and is based on historical costs, modified, where applicable, by the measurement at fair value of selected non-current assets, financial assets and liabilities.

Critical accounting estimates and judgements

The preparation of a financial report in conformity with Australian Accounting Standards requires management to make judgements, estimates and assumptions that effect the application of policies and reported amounts of assets and liabilities, income and expenses.

The estimates and associated assumptions are based on historical experience and various other factors that are believed to be reasonable under the circumstances; the results of which form the basis of making the judgements about carrying amounts of assets and liabilities that are not readily apparent from other sources. Actual results may differ from these estimates.

As with all estimates, the use of different assumptions could lead to material changes in the amounts reported in the financial report.

The following are estimates and assumptions that have a significant risk of causing a material adjustment to the carrying amounts of assets and liabilities within the next financial year and further information on their nature and impact can be found in the relevant note:

- Fair value measurement of assets carried at reportable value including:
 - Property, plant and equipment - note 8
 - Infrastructure - note 9
 - Investment property - note 12
 - Measurement of employee benefits - note 16
 - Measurement of provisions - note 17

Fair value hierarchy information can be found in note 26

The local government reporting entity

All funds through which the Shire controls resources to carry on its functions have been included in the financial statements forming part of this financial report.

All monies held in the Trust Fund are excluded from the financial statements. A separate statement of those monies appears at Note 30 of the financial report.

Initial application of accounting standards

During the current year, the following new or revised Australian Accounting Standards and Interpretations were applied for the first time.

- AASB 2020-1 Amendments to Australian Accounting Standards - Classification of Liabilities as Current or Non-current
- AASB 2022-5 Amendments to Australian Accounting Standards - Lease Liability in a Sale and Leaseback
- AASB 2022-6 Amendments to Australian Accounting Standards

- Non-current Liabilities with Covenants

- AASB 2023-3 Amendments to Australian Accounting Standards - Disclosure of Non-current Liabilities with Covenants: Tier 2
- AASB 2024-1 Amendments to Australian Accounting Standards - Supplier Finance Arrangements: Tier 2 Disclosures

- AASB 2023-1 Amendments to Australian Accounting Standards - Supplier Finance Arrangements

The amendments have had no material impact on the financial report on initial application.

- AASB 2022-10 Amendments to Australian Accounting Standards - Fair Value Measurement of Non-Financial Assets of Not-for-Profit Public Sector Entities

These amendments may result in changes to the fair value of certain non-financial assets on revaluation. The standard is applied prospectively therefore the impact will be quantified upon the next revaluation cycle.

New accounting standards for application in future years

The following new accounting standards will have application to local government in future years:

- AASB 2014-10 Amendments to Australian Accounting Standards - Sale or Contribution of Assets between an Investor and its Associate or Joint Venture
- AASB 2024-4b Amendments to Australian Accounting Standards - Effective Date of Amendments to AASB 10 and AASB 128 [deferred AASB 10 and AASB 128 amendments in AASB 2014-10 apply]
- AASB 2022-9 Amendments to Australian Accounting Standards - Insurance Contracts in the Public Sector
- AASB 2023-5 Amendments to Australian Accounting Standards - Lack of Exchangeability
- AASB 18 (FP) Presentation and Disclosure in Financial Statements - (Appendix D) [for for-profit entities]
- AASB 18 (NFP/super) Presentation and Disclosure in Financial Statements - (Appendix D) [for not-for-profit and superannuation entities]
- AASB 2024-2 Amendments to Australian Accounting Standards - Classification and Measurement of Financial Instruments
- AASB 2024-3 Amendments to Australian Accounting Standards - Annual Improvements Volume 11

These amendments are not expected to have any material impact on the financial report on initial application.

Going Concern

The financial report has been prepared on the going concern basis, which assumes that the Shire will continue to be able to meet its liabilities as they fall due for the foreseeable future, being a period of at least 12 months from the date of signing this financial report.

As disclosed in the financial statements, the Shire incurred a net operating loss of \$4,393,657 for the year ended 30 June 2025 (30 June 2024: \$7,228,287). Of the \$4,393,657 net loss for the year ended 30 June 2025, \$3,189,813 relates to a decrement on the fair valuation for the Bluebush Village. In addition, as at 30 June 2025, the Shire's current liabilities exceeded its current assets by \$5,103,327 (30 June 2024: \$16,820,946).

In adopting the going concern basis for preparing the financial report, management have considered the Shire's cashflows, liquidity position and its ongoing operating activities. Based on the Shire's cashflow forecasts, management are satisfied that the Shire has adequate resources to continue in operational existence for the foreseeable future. These forecasts are supported by the following actions and strategic measures implemented under the Shire's Financial Recovery Plan:

- Successful refinancing of borrowings to improve cash-flow flexibility and reduce short-term repayment pressure;
- Increased occupancy levels at Bluebush Village improving operational cash inflows;
- Continual review of staffing structures and discretionary funding to ensure financial efficiency and sustainability; and
- The continued investigations of the sale of the Bluebush Village, which would significantly reduce debt levels, reduce interest cost and increase future cash flow.

On this basis, management considers the Shire will be able to continue as a going concern and meet its liabilities as and when they fall due. Accordingly, no adjustments have been made to the carrying values or classifications of assets and liabilities in the financial report that might otherwise be necessary should the Shire not continue as a going concern.

SHIRE OF COOLGARDIE
NOTES TO AND FORMING PART OF THE FINANCIAL REPORT
FOR THE YEAR ENDED 30 JUNE 2025

2. REVENUE AND EXPENSES

(a) Revenue

Contracts with customers

Recognition of revenue is dependent on the source of revenue and the associated terms and conditions associated with each source of revenue and recognised as follows:

Revenue category	Nature of goods and services	When obligations typically satisfied	Payment terms	Returns/refunds/warranties	Timing of revenue recognition
Grants, subsidies and contributions	Community events, minor facilities, research, design, planning evaluation and services	Over time	Fixed terms transfer of funds based on agreed milestones and reporting	Contract obligation if project not complete	Output method based on project milestones and/or completion date matched to performance obligations
Fees and charges - licences, registrations, approvals	Building, planning, development and animal management.	Single point in time	Full payment prior to issue	None	On payment of the licence, registration or approval
Fees and charges - waste management entry fees	Waste treatment, recycling and disposal service at disposal sites	Single point in time	Payment in advance at gate or on normal trading terms if credit provided	None	On entry to facility
Fees and charges - workers accommodation facilities	Room rental charges	Single point in time	Payment in advance on site or on credit trading terms if credit provided	None	On entry to facility
Fees and charges - airport landing charges	Permission to use facilities and runway	Single point in time	Monthly in arrears	None	On landing/departure event
Fees and charges - sale of stock	Kiosk and visitor centre stock	Single point in time	In full in advance	Refund for faulty goods	At point of sale
Other revenue - private works	Contracted private works	Single point in time	Monthly in arrears	None	At point of service

Revenue recognition

Rate revenue was recognised from the rate record as soon as practicable after the Shire resolved to impose rates in the financial year as well as when the rate record was amended to ensure the information in the record was current and correct.

Revenue recognised during the year under each basis of recognition by nature of goods or services is provided in the table below:

For the year ended 30 June 2025

Nature	Contracts with customers	Capital grant/contributions	Statutory requirements	Other	Total
	\$	\$	\$	\$	\$
Rates	0	0	12,711,267	0	12,711,267
Grants, subsidies and contributions	929,907	0	0	947,177	1,877,084
Fees and charges	12,960,107	0	1,738,370	592,848	15,291,325
Interest revenue	0	0	57,674	49	57,723
Other revenue	41,475	0	0	744,043	785,518
Capital grants, subsidies and contributions	0	0	676,089	0	676,089
Total	13,931,489	0	15,183,400	2,284,117	31,399,006

For the year ended 30 June 2024

Nature	Contracts with customers	Capital grant/contributions	Statutory requirements	Other	Total (Restated)
	\$	\$	\$	\$	\$
Rates	0	0	9,895,955	0	9,895,955
Grants, subsidies and contributions	2,374,141	0	0	1,225,629	3,599,770
Fees and charges	12,432,168	0	1,161,221	689,770	14,283,159
Interest revenue	0	0	44,113	17,033	61,146
Other revenue	1,269,085	0	0	195,382	1,464,467
Capital grants, subsidies and contributions	0	650,573	0	0	650,573
Total	16,075,394	650,573	11,101,289	2,127,814	29,955,070

SHIRE OF COOLGARDIE
NOTES TO AND FORMING PART OF THE FINANCIAL REPORT
FOR THE YEAR ENDED 30 JUNE 2025

2. REVENUE AND EXPENSES (Continued)

(a) Revenue (Continued)

Note	2025	2024
	Actual	Actual (Restated)
	\$	\$
Interest revenue		
Interest on reserve account	0	6,059
Trade and other receivables overdue interest	57,674	44,114
Other interest revenue	49	10,973
	57,723	61,146
Fees and charges relating to rates receivable		
Charges on instalment plan	32,698	42,417
The 2025 original budget estimate in relation to: Charges on instalment plan was \$44,800.		

(b) Expenses

Auditors remuneration		
- Audit of the Annual Financial Report	157,604	63,077
- Other services – grant acquittals	2,000	3,900
	159,604	66,977
Employee Costs		
Employee benefit costs	6,015,437	6,819,306
Other employee costs	169,199	125,829
	6,184,636	6,945,135
Finance costs		
Interest and financial charges paid/payable for lease liabilities and financial liabilities not at fair value through profit or loss	1,862,288	1,747,065
	1,862,288	1,747,065
Other expenditure		
Impairment losses on rates and statutory receivables	205,893	1,377,647
Provision for health services	645,018	742,964
Elected Member Costs	207,083	201,697
Community Assistance Fund	116,409	130,175
Legal expenses (rates recovery)	68,676	209,067
Accommodation Leasing Costs	57,928	38,417
Sundry expenses	316,859	672,701
	1,617,866	3,372,668

SHIRE OF COOLGARDIE
 NOTES TO AND FORMING PART OF THE FINANCIAL REPORT
 FOR THE YEAR ENDED 30 JUNE 2025

3. CASH AND CASH EQUIVALENTS

Note	2025	2024
	\$	\$
Cash at bank and on hand	3,921,549	1,521,748
Total cash and cash equivalents	3,921,549	1,521,748
Held as		
- Unrestricted cash and cash equivalents	1,574,200	(934,081)
- Restricted cash and cash equivalents	2,347,349	2,455,829
19	3,921,549	1,521,748

MATERIAL ACCOUNTING POLICIES

Cash and cash equivalents

Cash and cash equivalents include cash on hand, cash at bank, deposits available on demand with banks and other short term highly liquid investments with original maturities of three months or less that are readily convertible to known amounts of cash and which are subject to an insignificant risk of changes in value.

Bank overdrafts are reported as short term borrowings in current liabilities in the statement of financial position.

Restricted financial assets

Restricted financial asset balances are not available for general use by the local government due to externally imposed restrictions. Restrictions are specified in an agreement, contract or legislation. This applies to reserve accounts, unspent grants, subsidies and contributions and unspent loans that have not been fully expended in the manner specified by the contributor, legislation or loan agreement.

4. OTHER FINANCIAL ASSETS

Note	2025	2024
	\$	\$
(b) Non-current assets		
Financial assets at fair value through profit or loss	99,525	103,964
	99,525	103,964
Financial assets at fair value through profit or loss		
Units in Local Government House Trust - opening balance	103,964	101,862
Movement attributable to fair value increment	(4,439)	2,102
Units in Local Government House Trust - closing balance	99,525	103,964

MATERIAL ACCOUNTING POLICIES

Financial assets at fair value through profit or loss

The Shire classifies the following financial assets at fair value through profit or loss:

- debt investments which do not qualify for measurement at either amortised cost or fair value through other comprehensive income.
- equity investments which the Shire has elected to recognise as fair value gains and losses through profit or loss.

SHIRE OF COOLGARDIE
NOTES TO AND FORMING PART OF THE FINANCIAL REPORT
FOR THE YEAR ENDED 30 JUNE 2025

5. TRADE AND OTHER RECEIVABLES

Note	2025	2024
	\$	\$
Current		
Rates and statutory receivables	1,065,203	937,911
Trade receivables	1,221,020	980,916
GST receivable	198,048	28,412
Allowance for credit losses of rates and statutory receivables	(56,402)	(63,034)
Receivable from joint operation	100,000	100,000
Pensioner Rebates	7,283	4,375
	2,535,152	1,988,580
Non-current		
Rates and statutory receivables	177,110	164,120
Trade receivables	87,500	98,500
	264,610	262,620

MATERIAL ACCOUNTING POLICIES

Rates and statutory receivables

Rates and statutory receivables are non-contractual receivables arising from statutory requirements and include amounts due from ratepayers for unpaid rates and service charges and other statutory charges or fines.

Rates and statutory receivables are recognised when the taxable event has occurred and can be measured reliably.

Trade receivables

Trade receivables are amounts receivable from contractual arrangements with customers for goods sold, services performed or grants or contributions with sufficiently specific performance obligations or for the construction of recognisable non financial assets as part of the ordinary course of business.

Measurement

Trade and other receivables are recognised initially at the amount of the transaction price, unless they contain a significant financing component, and are to be recognised at fair value.

Classification and subsequent measurement

Receivables which are generally due for settlement within 30 days except rates receivables which are expected to be collected within 12 months are classified as current assets. All other receivables such as, deferred pensioner rates receivable after the end of the reporting period are classified as non-current assets.

Trade and other receivables are held with the objective to collect the contractual cashflows and therefore the Shire measures them subsequently at amortised cost using the effective interest rate method.

Due to the short term nature of current receivables, their carrying amount is considered to be the same as their fair value. Non-current receivables are indexed to inflation, any difference between the face value and fair value is considered immaterial.

6. INVENTORIES

Note	2025	2024
	\$	\$
Current		
Visitor Centre Stock	7,539	12,946
Gravel Basecourse	148,724	0
	156,263	12,946
The following movements in inventories occurred during the year:		
Balance at beginning of year	12,946	14,418
Inventories expensed during the year	(28,860)	(1,750)
Additions to inventory	172,177	278
Balance at end of year	156,263	12,946

MATERIAL ACCOUNTING POLICIES

General

Inventories are measured at the lower of cost and net realisable value.

Net realisable value is the estimated selling price in the ordinary course of business less the estimated costs of completion and the estimated costs necessary to make the sale.



**SHIRE OF COOLGARDIE
NOTES TO AND FORMING PART OF THE FINANCIAL REPORT
FOR THE YEAR ENDED 30 JUNE 2025**

7. OTHER ASSETS

	2025	2024
	\$	\$
Other assets - current		
Prepayments	19,302	31,849
Accrued income	0	4,184
	19,302	36,033

MATERIAL ACCOUNTING POLICIES

Other current assets

Other non-financial assets include prepayments which represent payments in advance of receipt of goods or services or that part of expenditure made in one accounting period covering a term extending beyond that period.

DRAFT



SHIRE OF COOLGARDIE
NOTES TO AND FORMING PART OF THE FINANCIAL REPORT
FOR THE YEAR ENDED 30 JUNE 2025

8. PROPERTY, PLANT AND EQUIPMENT

(a) Movements in balances

Movement in the balances of each class of property, plant and equipment between the beginning and the end of the current financial year.

Note	Assets not subject to operating lease			Total property		Furniture and equipment		Total property, plant and equipment
	Land	Buildings - Non Specialised	Buildings - Specialised	Land	Buildings - Specialised	Equipment	Plant and equipment	
Balance at 1 July 2023	\$ 2,172,633	1,294,827	43,715,166	\$ 2,172,633	43,715,166	302,693	\$ 1,329,327	\$ 48,814,646
Additions	0	960,473	14,235,688	0	14,235,688	104,821	963,750	16,264,732
Disposals	0	0	0	0	0	0	(69,429)	(69,429)
Depreciation	0	(28,876)	(1,944,306)	0	(1,944,306)	(64,870)	(315,453)	(2,363,505)
Transfers	0	0	(23,489,361)	0	(23,489,361)	0	0	(23,489,361)
Balance at 30 June 2024	2,172,633	2,226,424	32,517,187	2,172,633	32,517,187	312,644	1,918,195	39,147,083
Comprises:								
Gross balance amount at 30 June 2024	2,172,633	2,381,244	39,117,765	2,172,633	39,117,765	1,046,198	3,300,827	48,018,667
Accumulated depreciation at 30 June 2024	0	(154,820)	(6,600,578)	0	(6,600,578)	(733,554)	(1,382,632)	(8,871,584)
Balance at 30 June 2024	2,172,633	2,226,424	32,517,187	2,172,633	32,517,187	312,644	1,918,195	39,147,083
Additions	84,297	139,493	0	84,297	139,493	0	0	223,790
Disposals	0	0	0	0	0	0	(5,673)	(5,673)
Depreciation	0	(61,007)	(634,278)	0	(61,007)	(60,427)	(334,224)	(1,419,936)
Balance at 30 June 2025	2,256,930	2,304,910	31,582,909	2,256,930	31,582,909	222,217	1,578,298	37,945,264
Comprises:								
Gross balance amount at 30 June 2025	2,256,930	2,520,737	38,072,625	2,256,930	38,072,625	1,046,198	3,175,549	47,072,039
Accumulated depreciation at 30 June 2025	0	(215,827)	(6,489,716)	0	(6,489,716)	(823,961)	(1,597,251)	(8,126,775)
Balance at 30 June 2025	2,256,930	2,304,910	31,582,909	2,256,930	31,582,909	222,217	1,578,298	37,945,264

SHIRE OF COOLGARDIE
NOTES TO AND FORMING PART OF THE FINANCIAL REPORT
FOR THE YEAR ENDED 30 JUNE 2025

8. PROPERTY, PLANT AND EQUIPMENT (Continued)

(b) Carrying amount measurements

Asset class	Note	Carrying amount 2025	Carrying amount 2024	Fair value hierarchy	Valuation technique	Basis of valuation	Date of last valuation	Inputs used
(i) Fair value - as determined at the last valuation date								
Land and buildings		\$	\$					
Land - market value		2,256,930	2,172,633	2	Market approach using recent observable market data for similar properties	Independent Registered Valuer	June 2022	Price per hectare, with reference to current zoning of land. Market values were used unless there were some restrictions or other factors associated with the land.
Total land	8(e)	2,256,930	2,172,633					
Buildings - non specialised		2,304,910	2,226,424	2	Market approach using recent observable market data for similar properties	Independent Registered Valuer	June 2022	Observable open market values of similar assets adjusted for condition and comparability at the highest and best use
Buildings - specialised		31,582,909	32,517,187	3	Cost approach using depreciated replacement cost	Independent Registered Valuer	June 2022	Construction costs based on recent contract prices, current condition, residual values and remaining useful life assessments
Total buildings	8(e)	33,887,819	34,743,611					

Level 3 inputs are based on assumptions with regards to future values and patterns of consumption utilising current information. If the basis of these assumptions were varied, they have the potential to result in a significantly higher or lower fair value measurement.

During the period there were no changes in the valuation techniques used by the local government to determine the fair value of property, plant and equipment using either level 2 or level 3 inputs. The valuation techniques applied to property subject to lease was the same as that applied to property not subject to lease.

SHIRE OF COOLGARDIE
NOTES TO AND FORMING PART OF THE FINANCIAL REPORT
FOR THE YEAR ENDED 30 JUNE 2025

9. INFRASTRUCTURE

(a) Movements in balances

Movement in the balances of each class of infrastructure between the beginning and the end of the current financial year.

	Infrastructure - roads	Infrastructure - footpaths	Infrastructure - drainage	Infrastructure - parks and ovals	Infrastructure - sewerage	Infrastructure - other	Infrastructure - landfill assets	Infrastructure - work in progress	Total infrastructure
	\$	\$	\$	\$	\$	\$	\$	\$	\$
Balance at 1 July 2023	99,344,744	1,971,030	960,463	2,912,639	3,214,150	12,057,601	3,065,978	0	123,526,605
Additions	219,432	0	71,849	174,328	1,152,928	252,076	0	0	1,870,613
Depreciation	(5,521,284)	(107,023)	(28,879)	(124,435)	(43,407)	(324,237)	(598,166)	0	(6,747,431)
Balance at 30 June 2024	94,042,892	1,864,007	1,003,433	2,962,532	4,323,671	11,985,440	2,467,812	0	118,649,787
Comprises:									
Gross balance at 30 June 2024	162,107,090	6,160,163	2,290,002	3,996,295	4,551,608	13,361,709	4,087,316	0	196,554,183
Accumulated depreciation at 30 June 2024	(68,064,198)	(4,296,156)	(1,286,569)	(1,033,763)	(227,937)	(1,376,289)	(1,619,504)	0	(77,904,366)
Balance at 30 June 2024	94,042,892	1,864,007	1,003,433	2,962,532	4,323,671	11,985,440	2,467,812	0	118,649,787
Additions	0	487,186	0	0	200,686	37,884	0	73,786	799,542
Depreciation	(4,176,710)	(112,263)	(30,526)	(125,180)	(56,363)	(334,643)	(1,431,817)	0	(6,267,522)
Balance at 30 June 2025	89,866,182	2,238,930	972,907	2,837,352	4,467,974	11,688,681	1,035,995	73,786	113,181,807
Comprises:									
Gross balance at 30 June 2025	162,107,090	6,647,349	2,290,002	3,996,295	4,752,294	13,399,593	4,087,316	73,786	197,353,725
Accumulated depreciation at 30 June 2025	(72,240,908)	(4,408,419)	(1,317,095)	(1,158,943)	(284,320)	(1,710,912)	(3,051,321)	0	(84,171,918)
Balance at 30 June 2025	89,866,182	2,238,930	972,907	2,837,352	4,467,974	11,688,681	1,035,995	73,786	113,181,807

SHIRE OF COOLGARDIE
 NOTES TO AND FORMING PART OF THE FINANCIAL REPORT
 FOR THE YEAR ENDED 30 JUNE 2025

9. INFRASTRUCTURE (Continued)

(b) Carrying amount measurements

Asset class	Fair value hierarchy	Valuation technique	Basis of valuation	Date of last valuation	Inputs used
(i) Fair value - as determined at the last valuation date					
Infrastructure - roads	3	Cost approach using depreciated replacement cost	Independent Registered Valuer	June 2023	Construction costs and current condition, residual values and remaining useful life assessments
Infrastructure - footpaths	3	Cost approach using depreciated replacement cost	Independent Registered Valuer	June 2023	Construction costs and current condition, residual values and remaining useful life assessments
Infrastructure - drainage	3	Cost approach using depreciated replacement cost	Independent Registered Valuer	June 2023	Construction costs and current condition, residual values and remaining useful life assessments
Infrastructure - parks and ovals	3	Cost approach using depreciated replacement cost	Independent Registered Valuer	June 2022	Construction costs and current condition, residual values and remaining useful life assessments
Infrastructure - sewerage	3	Cost approach using depreciated replacement cost	Independent Registered Valuer	June 2022	Construction costs and current condition, residual values and remaining useful life assessments
Infrastructure - other	3	Cost approach using depreciated replacement cost	Independent Registered Valuer	June 2022	Construction costs and current condition, residual values and remaining useful life assessments

Level 3 inputs are based on assumptions with regards to future values and patterns of consumption utilising current information. If the basis of these assumptions were varied, they have the potential to result in a significantly higher or lower fair value measurement.

During the period there were no changes in the valuation techniques used to determine the fair value of infrastructure using level 3 inputs.

**SHIRE OF COOLGARDIE
NOTES TO AND FORMING PART OF THE FINANCIAL REPORT
FOR THE YEAR ENDED 30 JUNE 2025**

10. FIXED ASSETS

(a) Depreciation

Depreciation rates

Typical estimated useful lives for the different asset classes for the current and prior years are included in the table below:

Asset class	Useful life
Land - freehold land	Not depreciated
Buildings - non-specialised	30-50 years
Buildings - specialised	3-50 years
Furniture and equipment	3-40 years
Plant and equipment	5-20 years
Infrastructure - roads	15-90 years
Infrastructure - footpaths	20-60 years
Infrastructure - drainage	75 years
Infrastructure - parks & ovals	5-50 years
Infrastructure - sewerage	10-100 years
Infrastructure - kerbing	60 years
Infrastructure - other	2-50 years
Infrastructure - landfill assets	6.5 years
Right of Use - buildings	3 years
Right of Use - plant & equipment	3-7 years

SHIRE OF COOLGARDIE
NOTES TO AND FORMING PART OF THE FINANCIAL REPORT
FOR THE YEAR ENDED 30 JUNE 2025

10. FIXED ASSETS (Continued)

MATERIAL ACCOUNTING POLICIES

Initial recognition

An item of property, plant and equipment or infrastructure that qualifies for recognition as an asset is measured at its cost.

Upon initial recognition, cost is determined as the amount paid (or other consideration given) to acquire the assets, plus costs incidental to the acquisition. The cost of non-current assets constructed by the Shire includes the cost of all materials used in construction, direct labour on the project and an appropriate proportion of variable and fixed overheads. For assets acquired at zero cost or otherwise significantly less than fair value, cost is determined as fair value at the date of acquisition.

Assets for which the fair value as at the date of acquisition is under \$5,000 are not recognised as an asset in accordance with *Local Government (Financial Management) Regulation 17A(5)*. These assets are expensed immediately.

Where multiple individual low value assets are purchased together as part of a larger asset or collectively forming a larger asset exceeding the threshold, the individual assets are recognised as one asset and capitalised.

Individual assets that are land, buildings and infrastructure acquired between scheduled revaluation dates of the asset class in accordance with the Shire's revaluation policy, are recognised at cost and disclosed as being at reportable value.

Measurement after recognition

Plant and equipment including furniture and equipment and right-of-use assets (other than vested improvements) are measured using the cost model as required under *Local Government (Financial Management) Regulation 17A(2)*. Assets held under the cost model are carried at cost less accumulated depreciation and any impairment losses being their reportable value.

Reportable value

In accordance with *Local Government (Financial Management) Regulation 17A(2)*, the carrying amount of non-financial assets that are land and buildings classified as property, plant and equipment, investment properties, infrastructure or vested improvements that the local government controls.

Reportable value is for the purpose of *Local Government (Financial Management) Regulation 17A(4)* is the fair value of the asset at its last valuation date minus (to the extent applicable) the accumulated depreciation and any accumulated impairment losses in respect of the non-financial asset subsequent to its last valuation date.

Revaluation

Land and buildings classified as property, plant and equipment, infrastructure or vested improvements that the local government controls and measured at reportable value, are only required to be revalued every five years in accordance with the regulatory framework. This includes buildings and infrastructure items which were pre-existing improvements (i.e. vested improvements) on land vested in the Shire.

Whilst the regulatory framework only requires a revaluation to occur every five years, it also provides for the Shire to revalue earlier if it chooses to do so.

Revaluation (continued)

For land, buildings and infrastructure, increases in the carrying amount arising on revaluation of asset classes are credited to a revaluation surplus in equity.

Decreases that offset previous increases of the same class of asset are recognised against revaluation surplus directly in equity. All other decreases are recognised in profit or loss.

Subsequent increases are then recognised in profit or loss to the extent they reverse a net revaluation decrease previously recognised in profit or loss for the same class of asset.

Depreciation

The depreciable amount of all property, plant and equipment and infrastructure, are depreciated on a straight-line basis over the individual asset's useful life from the time the asset is held ready for use. Leasehold improvements are depreciated over the shorter of either the unexpired period of the lease or the estimated useful life of the improvements.

The assets residual values and useful lives are reviewed, and adjusted if appropriate, at the end of each reporting period.

Depreciation on revaluation

When an item of property, plant and equipment and infrastructure is revalued, any accumulated depreciation at the date of the revaluation is treated in one of the following ways:

- (i) The gross carrying amount is adjusted in a manner that is consistent with the revaluation of the carrying amount of the asset; or
- (ii) Eliminated against the gross carrying amount of the asset and the net amount restated to the revalued amount of the asset.

Impairment

In accordance with *Local Government (Financial Management) Regulations 17A(4C)*, the Shire is not required to comply with *AASB 136 Impairment of Assets* to determine the recoverable amount of its non-financial assets that are land or buildings classified as property, plant and equipment, infrastructure or vested improvements that the local government controls in circumstances where there has been an impairment indication of a general decrease in asset values.

In other circumstances where it has been assessed that one or more of these non-financial assets are impaired, the asset's carrying amount is written down immediately to its recoverable amount if the asset's carrying amount is greater than its estimated recoverable amount.

Gains or losses on disposal

Gains and losses on disposals are determined by comparing proceeds with the carrying amount. These gains and losses are included in the statement of comprehensive income in the period in which they arise.

SHIRE OF COOLGARDIE
NOTES TO AND FORMING PART OF THE FINANCIAL REPORT
FOR THE YEAR ENDED 30 JUNE 2025

11. LEASES

(a) Right-of-use assets

Movement in the balance of each class of right-of-use asset between the beginning and the end of the current financial year.	Note	Right-of-use	Right-of-use	Total right-of-use
		assets - land and buildings	assets - plant and equipment	
		\$	\$	\$
Balance at 1 July 2023		0	1,301,859	1,301,859
Additions		3,923,625	0	3,923,625
Depreciation		(1,394,094)	(259,136)	(1,653,230)
Balance at 30 June 2024		2,529,531	1,042,723	3,572,254
Gross balance amount at 30 June 2024		3,923,625	2,162,473	6,086,098
Accumulated depreciation at 30 June 2024		(1,394,094)	(1,119,750)	(2,513,844)
Balance at 30 June 2024		2,529,531	1,042,723	3,572,254
Additions / Disposals		0	(437,441)	(437,441)
Depreciation backed out from sale and leaseback transactions		0	300,768	300,768
Revaluation increments / (decrements) transferred to profit or loss		3,036,154	0	3,036,154
Depreciation		(1,252,685)	(368,785)	(1,621,470)
Balance at 30 June 2025		4,313,000	537,265	4,850,265
Gross balance amount at 30 June 2025		5,830,000	1,725,032	7,555,032
Accumulated depreciation at 30 June 2025		(1,517,000)	(1,187,767)	(2,704,767)
Balance at 30 June 2025		4,313,000	537,265	4,850,265

The following amounts were recognised in the statement of comprehensive income during the period in respect of leases where the Shire is the lessee:

	2025	2024
	Actual	Actual
	\$	\$
Depreciation on right-of-use assets	(1,621,470)	(1,653,230)
Finance charge on lease liabilities	(278,560)	(401,767)
Gains/(losses) from sale and leaseback transactions	115,257	0
Total amount recognised in the statement of comprehensive income	(1,784,773)	(2,054,997)
Total cash outflow from leases	(2,324,373)	(1,651,511)
(b) Lease liabilities		
Current	1,816,537	1,904,377
Non-current	249,474	2,207,447
	2,066,011	4,111,824

(c) Lessor - property, plant and equipment subject to lease
Refer to note 12 for details of leased investment property.

MATERIAL ACCOUNTING POLICIES

Leases

At inception of a contract, the Shire assesses if the contract contains or is a lease. A contract is, or contains, a lease if the contract conveys the right to control the use of an identified for a period of time in exchange for consideration.

At the commencement date, a right-of-use asset is recognised at cost and lease liability at the present value of the lease payments that are not paid at that date. The lease payments are discounted using the interest rate implicit in the lease, if that rate can be readily determined. If that rate cannot be readily determined, the Shire uses its incremental borrowing rate.

All contracts that are classified as short-term leases (i.e. a lease with a term of 12 months or less) and leases of low value assets are recognised as an operating expense on a straight-line basis over the term of the lease.

Details of individual lease liabilities required by regulations are provided at Note 29(e).

Right-of-use assets - measurement

Right-of-use assets are measured at cost. All right-of-use assets (other than vested improvements) under zero cost concessionary leases are measured at zero cost (i.e. not recognised in the Statement of Financial Position). The exception is vested improvements on concessionary land leases such as roads, buildings or other infrastructure which are reported at fair value.

Refer to Note 10 under revaluation for details on the material accounting policies applying to vested improvements.

Right-of-use assets - depreciation

Right-of-use assets are depreciated over the lease term or useful life of the underlying asset, whichever is the shorter. Where a lease transfers ownership of the underlying asset, or the cost of the right-of-use asset reflects that the Shire anticipates to exercise a purchase option, the specific asset is depreciated over the useful life of the underlying asset.

**SHIRE OF COOLGARDIE
NOTES TO AND FORMING PART OF THE FINANCIAL REPORT
FOR THE YEAR ENDED 30 JUNE 2025**

12. INVESTMENT PROPERTY	2025	2024
	Actual	Actual
	\$	\$
Non-current assets - at reportable value		
Carrying balance at 1 July	23,489,361	0
Acquisitions	352,171	0
Transfers	0	23,489,361
Net gain/(loss) from fair value adjustment	(6,551,532)	0
Closing balance at 30 June	17,290,000	23,489,361
Leasing arrangements		
Minimum lease payments under non-cancellable operating leases of investment properties not recognised in the financial statements are receivable as follows:		
Less than 1 year	2,710,125	5,567,025
1 to 2 years	1,378,350	1,239,975
	4,088,475	6,807,000

MATERIAL ACCOUNTING POLICIES

Investment properties

Investment properties are principally freehold buildings, held for long-term rental yields and not occupied by the Shire.

In accordance with *Local Government (Financial Management) Regulation 17A(2)*, the carrying amount of non-financial assets that are investment properties, are shown at their reportable value.

Reportable value for the purposes of *Local Government (Financial Management) Regulation 17A(4)* is the fair value of the asset at its last valuation date.

Revaluation

In accordance with the regulatory framework, investment properties are required to be revalued whenever required by AASB 140 and, in any event, every five years.

Fair value of investment properties

An independent valuation was performed to determine the fair value of the investment property. The valuation relied on Level 3 inputs in accordance with AASB 13, applying the cost approach, which condition, residual values, remaining useful life assessments, and other unobservable inputs were also considered.

SHIRE OF COOLGARDIE
NOTES TO AND FORMING PART OF THE FINANCIAL REPORT
FOR THE YEAR ENDED 30 JUNE 2025

13. TRADE AND OTHER PAYABLES

	2025	Restated* 2024
	\$	\$
Current		
Sundry creditors	4,309,148	6,193,542
Prepaid rates	304,875	284,537
Accrued payroll liabilities	2,708	67,711
Statutory liabilities	64,515	98,386
Bonds and deposits held	184,592	34,889
Accrued interest on borrowings	244,108	49,796
Accrued salaries and wages	79,572	82,478
Accrued expenses	167,803	770,917
	5,357,321	7,582,256

MATERIAL ACCOUNTING POLICIES

Financial liabilities

Financial liabilities are initially recognised at fair value when the Shire becomes a party to the contractual provisions of the instrument.

Non-derivative financial liabilities (excluding financial guarantees) are subsequently measured at amortised cost.

Financial liabilities are derecognised where the related obligations are discharged, cancelled or expired. The difference between the carrying amount of the financial liability extinguished or transferred to another party and any consideration paid, including the transfer of non-cash assets or liabilities assumed, is recognised in profit or loss.

Statutory liabilities

Statutory liabilities, are amounts owed to regulatory authorities due to statutory obligations such as FBT and PAYG. GST payable is offset against GST receivable and any net GST payable is included as a statutory liability.

Trade and other payables

Trade and other payables represent liabilities for goods and services provided to the Shire prior to the end of the financial year that are unpaid and arise when the Shire becomes obliged to make future payments in respect of the purchase of these goods and services. The amounts are unsecured, are recognised as a current liability and are usually paid within 30 days of recognition. The carrying amounts of trade and other payables are considered to be the same as their fair values, due to their short-term nature.

Prepaid rates

Prepaid rates are, until the taxable event has occurred (start of the next financial year), refundable at the request of the ratepayer. Rates received in advance are initially recognised as a financial liability. When the taxable event occurs, the financial liability is extinguished and the Shire recognises income for the prepaid rates that have not been refunded.

* See Note 31 for details regarding correction of prior period errors.

SHIRE OF COOLGARDIE
NOTES TO AND FORMING PART OF THE FINANCIAL REPORT
FOR THE YEAR ENDED 30 JUNE 2025

14. OTHER LIABILITIES

	2025	2024
	\$	\$
Current		
Capital grant/contributions liabilities	2,089,524	1,198,004
	2,089,524	1,198,004
Reconciliation of changes in capital grant/contribution liabilities		
Opening balance	1,198,004	561,869
Additions	2,089,524	1,198,004
Revenue from capital grant/contributions held as a liability at the start of the period	(1,198,004)	(561,869)
	2,089,524	1,198,004
Expected satisfaction of capital grant/contribution liabilities		
Less than 1 year	2,089,524	1,198,004
	2,089,524	1,198,004

MATERIAL ACCOUNTING POLICIES

Capital grant/contribution liabilities

Capital grant/contribution liabilities represent the Shire's obligations to construct recognisable non-financial assets to identified specifications to be controlled by the Shire which are yet to be satisfied. Capital grant/contribution liabilities are recognised as income when the obligations in the contract are satisfied.

SHIRE OF COOLGARDIE
NOTES TO AND FORMING PART OF THE FINANCIAL REPORT
FOR THE YEAR ENDED 30 JUNE 2025

15. BORROWINGS

	Note	2025			2024		
		Current	Non-current	Total	Current	Non-current	Total
Secured		\$	\$	\$	\$	\$	\$
Bank loans		0	25,463,497	25,463,497	5,823,019	19,075,235	24,898,254
Bank Overdraft		0	0	0	1,482,531	0	1,482,531
Total secured borrowings	29(a)	0	25,463,497	25,463,497	7,305,550	19,075,235	26,380,785

Secured liabilities and assets pledged as security

Bank overdrafts and bank loans are secured by a floating charge over the rates of the Shire of Coolgardie.

The Shire of Coolgardie has complied with the financial repayments of its borrowing facilities during the 2025 and 2024 years.

MATERIAL ACCOUNTING POLICIES

Borrowing costs

The Shire has elected to recognise borrowing costs as an expense when incurred regardless of how the borrowings are applied.

Fair values of borrowings are not materially different to their carrying amounts, since the interest payable on those borrowings is either close to current market rates or the borrowings are of a short term nature.

Borrowings fair values are based on discounted cash flows using a current borrowing rate. They are classified as level 3 fair values in the fair value hierarchy (see Note 26(i)) due to the unobservable inputs, including own credit risk.

Risk

Details of individual borrowings required by regulations are provided at Note 29(a).



SHIRE OF COOLGARDIE
NOTES TO AND FORMING PART OF THE FINANCIAL REPORT
FOR THE YEAR ENDED 30 JUNE 2025

16. EMPLOYEE RELATED PROVISIONS

Employee related provisions

Current provisions

Employee benefit provisions

Annual leave

Long service leave

Total current employee related provisions

Non-current provisions

Employee benefit provisions

Long service leave

Total non-current employee related provisions

Total employee related provisions

	2025	2024
	\$	\$
Annual leave	267,086	237,208
Long service leave	164,945	99,269
	432,031	336,477
Total current employee related provisions	432,031	336,477
Long service leave	114,684	137,572
	114,684	137,572
Total non-current employee related provisions	114,684	137,572
Total employee related provisions	546,715	474,049

Provision is made for benefits accruing to employees in respect of wages and salaries, annual leave and long service leave and associated on costs for services rendered up to the reporting date and recorded as an expense during the period the services are delivered.

Annual leave liabilities are classified as current, as there is no unconditional right to defer settlement for at least 12 months after the end of the reporting period.

MATERIAL ACCOUNTING POLICIES

Employee benefits

The Shire's obligations for employees' annual leave, long service leave and other employee leave entitlements are recognised as employee related provisions in the Statement of Financial Position.

Short-term employee benefits

Provision is made for the Shire's obligations for short-term employee benefits. Short-term employee benefits are benefits (other than termination benefits) that are expected to be settled wholly before 12 months after the end of the annual reporting period in which the employees render the related service, including wages, salaries and sick leave. Short-term employee benefits are measured at the (undiscounted) amounts expected to be paid when the obligation is settled.

The Shire's obligations for short-term employee benefits such as wages, salaries and sick leave are recognised as a part of current trade and other payables in the statement of financial position.

Other long-term employee benefits

Long-term employee benefits provisions are measured at the present value of the expected future payments to be made to employees. Expected future payments incorporate anticipated future wage and salary levels, durations of service and employee departures and are discounted at rates determined by reference to market yields at the end of the reporting period on government bonds that have maturity dates that approximate the terms of the obligations. Any remeasurements for changes in assumptions of obligations for other long-term employee benefits are recognised in profit or loss in the periods in which the changes occur.

The Shire's obligations for long-term employee benefits are presented as non-current provisions in its statement of financial position, except where the Shire does not have an unconditional right to defer settlement for at least 12 months after the end of the reporting period, in which case the obligations are presented as current provisions.



**SHIRE OF COOLGARDIE
NOTES TO AND FORMING PART OF THE FINANCIAL REPORT
FOR THE YEAR ENDED 30 JUNE 2025**

17. OTHER PROVISIONS

	Other Provisions	Provision for remediation costs	Provision for rates disputes	Total (Restated)
	\$	\$	\$	\$
Opening balance at 1 July 2024				
Current provisions	214,203	0	1,839,386	2,053,589
Non-current provisions	0	4,699,754	0	4,699,754
	214,203	4,699,754	1,839,386	6,753,343
Additional provision	0	0	110,278	110,278
Amounts used	(13,410)	0	0	(13,410)
Unused amounts reversed	0	(325,565)	0	(325,565)
Balance at 30 June 2025	200,793	4,374,189	1,949,664	6,524,646
Comprises				
Current	200,793	0	1,839,386	2,040,179
Non-current	0	4,374,189	110,278	4,484,467
	200,793	4,374,189	1,949,664	6,524,646

Other provisions

Amounts which are expected to be paid out within 12 months of the reporting date are classified as current. Exact timing of payment of non-current obligations is unable to be reliably estimated as it is dependent on factors beyond the control of the local government.

MATERIAL ACCOUNTING POLICIES

Provisions

Provisions are recognised when the Shire has a present legal or constructive obligation, as a result of past events, for which it is probable that an outflow of economic benefits will result and that outflow can be reliably measured.

Provisions are measured using the best estimate of the amounts required to settle the obligation at the end of the reporting period.

SHIRE OF COOLGARDIE
 NOTES TO AND FORMING PART OF THE FINANCIAL REPORT
 FOR THE YEAR ENDED 30 JUNE 2025

18. REVALUATION SURPLUS

	2025 Opening balance	2025 Closing balance	2025 Total Movement on revaluation	2024 Opening balance	2024 Closing balance	2024 Total Movement on revaluation
Revaluation surplus - Land - market value	1,020,400	1,020,400	0	1,020,400	1,020,400	0
Revaluation surplus - Buildings - non specialised	419,361	419,361	0	419,361	419,361	0
Revaluation surplus - Buildings - specialised	18,641,438	18,641,438	0	18,641,438	18,641,438	0
Revaluation surplus - Furniture and equipment	344,808	344,808	0	344,808	344,808	0
Revaluation surplus - Infrastructure - roads	65,416,312	65,416,312	0	65,416,312	65,416,312	0
Revaluation surplus - Infrastructure - footpaths	942,369	942,369	0	942,369	942,369	0
Revaluation surplus - Infrastructure - drainage	288,505	288,505	0	288,505	288,505	0
Revaluation surplus - Infrastructure - parks and ovals	1,204,897	1,204,897	0	1,204,897	1,204,897	0
Revaluation surplus - Infrastructure - sewerage	2,051,822	2,051,822	0	2,051,822	2,051,822	0
Revaluation surplus - Infrastructure - landfill assets	281,278	606,843	325,565	465,327	281,278	(184,049)
	90,611,190	90,936,755	325,565	90,795,239	90,611,190	(184,049)



SHIRE OF COOLGARDIE
NOTES TO AND FORMING PART OF THE FINANCIAL REPORT
FOR THE YEAR ENDED 30 JUNE 2025

19. RESTRICTIONS OVER FINANCIAL ASSETS

	Note	2025 Actual \$	2024 Actual \$
The following classes of financial assets have restrictions imposed by regulations or other externally imposed requirements which limit or direct the purpose for which the resources may be used:			
- Cash and cash equivalents	3	2,347,349	2,455,829
		2,347,349	2,455,829
The restricted financial assets are a result of the following specific purposes to which the assets may be used:			
Restricted reserve accounts	30	257,825	257,825
Capital grant liabilities	14	2,089,524	1,198,004
Unspent loans	29(c)	0	1,000,000
Total restricted financial assets		2,347,349	2,455,829

20. UNDRAWN BORROWING FACILITIES AND CREDIT STANDBY ARRANGEMENTS

Credit standby arrangements

Bank overdraft limit	2,000,000	1,500,000
Bank overdraft at balance date	0	(1,482,531)
Credit card limit	55,000	55,000
Credit card balance at balance date	(9,518)	(9,437)
Total amount of credit unused	2,045,482	63,032

Loan facilities

Loan facilities - current	0	7,305,550
Loan facilities - non-current	25,463,497	19,075,235
Total facilities in use at balance date	25,463,497	26,380,785

Unused loan facilities at balance date

0

**SHIRE OF COOLGARDIE
NOTES TO AND FORMING PART OF THE FINANCIAL REPORT
FOR THE YEAR ENDED 30 JUNE 2025**

21. CONTINGENT LIABILITIES

The Shire had no contingent liabilities to disclose at the end of reporting period.

22. CAPITAL COMMITMENTS

	2025	2024
	\$	\$
Contracted for:		
- capital expenditure projects	377,363	1,594,562
- plant & equipment purchases	0	177,219
	377,363	1,771,781
Payable:		
- not later than one year	377,363	1,771,781

DRAFT



SHIRE OF COOLGARDIE
NOTES TO AND FORMING PART OF THE FINANCIAL REPORT
FOR THE YEAR ENDED 30 JUNE 2025

23. RELATED PARTY TRANSACTIONS

(a) Council member remuneration

	Note	2025 Actual	2025 Budget	2024 Actual
Fees, expenses and allowances to be paid or reimbursed to council members.		\$	\$	\$
President's annual allowance		39,988	39,988	38,450
President's meeting attendance fees		27,425	27,425	26,370
President's ICT expenses		3,500	3,500	3,500
President's travel and accommodation expenses		355	2,500	40
		71,268	73,413	68,360
Deputy President's annual allowance		9,998	9,998	9,613
Deputy President's meeting attendance fees		17,711	17,711	17,030
Deputy President's ICT expenses		3,500	3,500	3,500
Deputy President's travel and accommodation expenses		230	1,000	0
		31,439	32,209	30,143
All other council member's meeting attendance fees		88,555	88,555	80,779
All other council member's ICT expenses		17,500	17,500	15,485
All other council member's travel and accommodation expenses		1,500	2,500	0
		107,635	108,555	96,264
	23(b)	210,342	214,177	194,767

(b) Key management personnel (KMP) compensation

The total of compensation paid to KMP of the Shire during the year are as follows:

Short-term employee benefits		877,385	761,693
Post-employment benefits		137,897	141,875
Employee - other long-term benefits		86,282	3,849
Employee - termination benefits		137,000	102,360
Council member costs	23(a)	210,342	194,767
		1,448,906	1,204,544

Short-term employee benefits

These amounts include all salary and fringe benefits awarded to KMP except for details in respect to fees and benefits paid to council members which may be separately found in the table above.

Post-employment benefits

These amounts are the current-year's cost of the Shire's superannuation contributions made during the year.

Other long-term benefits

These amounts represent annual leave and long service leave entitlements accruing during the year.

Termination benefits

These amounts represent termination benefits paid to KMP (Note: may or may not be applicable in any given year).

Council member costs

These amounts represent payments of member fees, expenses, allowances and reimbursements during the year.

**SHIRE OF COOLGARDIE
NOTES TO AND FORMING PART OF THE FINANCIAL REPORT
FOR THE YEAR ENDED 30 JUNE 2025**

23. RELATED PARTY TRANSACTIONS (Continued)

(c) Transactions with related parties

Transactions between related parties and the Shire are on normal commercial terms and conditions, no more favourable than those available to other parties, unless otherwise stated.

No outstanding balances or provisions for doubtful debts or guarantees exist in relation to related parties at year end.

In addition to KMP compensation above the following transactions occurred with related parties:

	2025 Actual \$	2024 Actual \$
Sale of goods and services	3,434	0
Purchase of goods and services	73,913	37,926
Amounts outstanding from related parties:		
Trade and other receivables	6,307	0
Amounts payable to related parties:		
Trade and other payables	731	0

(d) Related parties

The Shire's main related parties are as follows:

i. Key management personnel

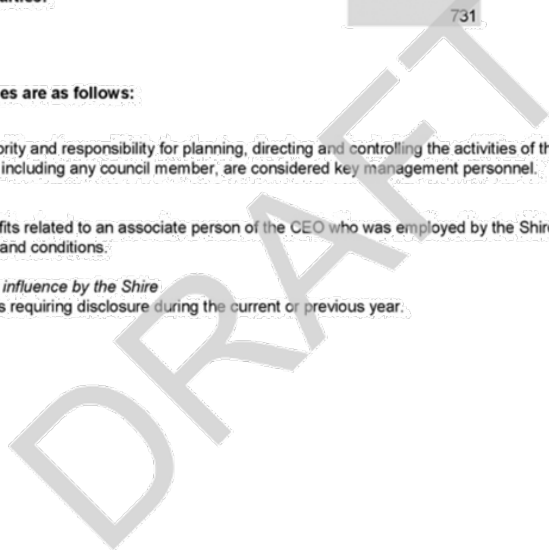
Any person(s) having authority and responsibility for planning, directing and controlling the activities of the Shire, directly or indirectly, including any council member, are considered key management personnel.

ii. Other Related Parties

Short-term employee benefits related to an associate person of the CEO who was employed by the Shire under normal employment terms and conditions.

iii. Entities subject to significant influence by the Shire

There were no such entities requiring disclosure during the current or previous year.



**SHIRE OF COOLGARDIE
NOTES TO AND FORMING PART OF THE FINANCIAL REPORT
FOR THE YEAR ENDED 30 JUNE 2025**

24. JOINT ARRANGEMENTS

Share of joint operations

(a) Goldfields Voluntary Regional Organisation of Councils

In June 2012 the Shire of Coolgardie became part of a joint venture arrangement with nine other Councils, being the Shire's of Dundas, Esperance, Laverton, Leonora, Menzies, Ngaanyatjaraku, Ravensthorpe, Wiluna and the City of Kalgoorlie-Boulder (collectively called the Goldfields Voluntary Regional Organisation of Councils - GVROC) for the provision of a regional records facility. The facility was located in Kalgoorlie and the Shire held a 1/10th share of the joint operation.

In June 2022 the joint venture arrangement with the nine other Councils was wound up, with a new joint venture arrangement entered into with two other Councils, being the Shire of Leonora and the City of Kalgoorlie-Boulder.

The facility remains located in Kalgoorlie and the Shire now holds a 1/3rd share of the joint operation.

The Shire has provided an interest free loan of \$100,000 to GVROC (refer Note 5).

(b) Department of Housing

The Shire has a joint arrangement with the Housing Authority to provide aged housing in Kambalda. The Shire's share of the joint arrangement is 50% and the Shire is required to set aside the equivalent of 1% of the current replacement cost of the properties from the annual rental income for the long term maintenance needs of the properties.

MATERIAL ACCOUNTING POLICIES

Joint operations

A joint operation is a joint arrangement where the Shire has joint control with two or more parties to the joint arrangement. All parties to joint arrangement have rights to the assets, and obligations for the liabilities relating to the arrangement.

Assets, liabilities, revenues and expenses relating to the Shire's interest in the joint operation are accounted for in accordance with the relevant Australian Accounting Standards.



SHIRE OF COOLGARDIE
NOTES TO AND FORMING PART OF THE FINANCIAL REPORT
FOR THE YEAR ENDED 30 JUNE 2025

25. EVENTS OCCURRING AFTER THE END OF THE REPORTING PERIOD

There were no events occurring after the end of the reporting period.

DRAFT



**SHIRE OF COOLGARDIE
NOTES TO AND FORMING PART OF THE FINANCIAL REPORT
FOR THE YEAR ENDED 30 JUNE 2025**

26. OTHER MATERIAL ACCOUNTING POLICIES

a) Goods and services tax (GST)

Revenues, expenses and assets are recognised net of the amount of GST, except where the amount of GST incurred is not recoverable from the Australian Taxation Office (ATO).

Receivables and payables are stated inclusive of GST receivable or payable. The net amount of GST recoverable from, or payable to, the ATO is included with receivables or payables in the statement of financial position.

Cash flows are presented on a gross basis. The GST components of cash flows arising from investing or financing activities which are recoverable from, or payable to, the ATO are presented as operating cash flows.

b) Current and non-current classification

The asset or liability is classified as current if it is expected to be settled within the next 12 months, being the Shire's operational cycle. In the case of liabilities where the Shire does not have the unconditional right to defer settlement beyond 12 months, such as vested long service leave, the liability is classified as current even if not expected to be settled within the next 12 months. Inventories held for trading are classified as current or non-current based on the Shire's intentions to release for sale.

c) Rounding off figures

All figures shown in this annual financial report, other than a rate in the dollar, are rounded to the nearest dollar. Amounts are presented in Australian Dollars.

d) Comparative figures

Where required, comparative figures have been adjusted to conform with changes in presentation for the current financial year.

When the Shire applies an accounting policy retrospectively, makes a retrospective restatement or reclassifies items in its financial statements that has a material effect on the statement of financial position, an additional (third) Statement of Financial Position as at the beginning of the preceding period in addition to the minimum comparative financial report is presented.

e) Budget comparative figures

Unless otherwise stated, the budget comparative figures shown in this annual financial report relate to the original budget estimate for the relevant item of disclosure.

f) Superannuation

The Shire contributes to a number of Superannuation Funds on behalf of employees. All funds to which the Shire contributes are defined contribution plans.

g) Fair value of assets and liabilities

Fair value is the price that the Shire would receive to sell the asset or would have to pay to transfer a liability, in an orderly (i.e. unforced) transaction between independent, knowledgeable and willing market participants at the measurement date.

As fair value is a market-based measure, the closest equivalent observable market pricing information is used to determine fair value. Adjustments to market values may be made having regard to the characteristics of the specific asset or liability. The fair values of assets that are not traded in an active market are determined using one or more valuation techniques. These valuation techniques maximise, to the extent possible, the use of observable market data.

To the extent possible, market information is extracted from either the principal market for the asset or liability (i.e. the market with the greatest volume and level of activity for the asset or liability) or, in the absence of such a market, the most advantageous market available to the entity at the end of the reporting period (i.e. the market that maximises the receipts from the sale of the asset after taking into account transaction costs and transport costs).

For non-financial assets, the fair value measurement also takes into account a market participant's ability to use the asset in its highest and best use or to sell it to another market participant that would use the asset in its highest and best use.

h) Interest revenue

Interest revenue is calculated by applying the effective interest rate to the gross carrying amount of a financial asset measured at amortised cost except for financial assets that subsequently become credit-impaired. For credit-impaired financial assets the effective interest rate is applied to the net carrying amount of the financial asset (after deduction of the loss allowance).

i) Fair value hierarchy

AASB 13 *Fair Value Measurement* requires the disclosure of fair value information by level of the fair value hierarchy, which categorises fair value measurement into one of three possible levels based on the lowest level that an input that is significant to the measurement can be categorised into as follows:

Level 1

Measurements based on quoted prices (unadjusted) in active markets for identical assets or liabilities that the entity can access at the measurement date.

Level 2

Measurements based on inputs other than quoted prices included in Level 1 that are observable for the asset or liability, either directly or indirectly.

Level 3

Measurements based on unobservable inputs for the asset or liability.

The fair values of assets and liabilities that are not traded in an active market are determined using one or more valuation techniques. These valuation techniques maximise, to the extent possible, the use of observable market data. If all significant inputs required to measure fair value are observable, the asset or liability is included in Level 2. If one or more significant inputs are not based on observable market data, the asset or liability is included in Level 3.

Valuation techniques

The Shire selects a valuation technique that is appropriate in the circumstances and for which sufficient data is available to measure fair value. The availability of sufficient and relevant data primarily depends on the specific characteristics of the asset or liability being measured. The valuation techniques selected by the Shire are consistent with one or more of the following valuation approaches:

Market approach

Valuation techniques that use prices and other relevant information generated by market transactions for identical or similar assets or liabilities.

Income approach

Valuation techniques that convert estimated future cash flows or income and expenses into a single discounted present value.

Cost approach

Valuation techniques that reflect the current replacement cost of the service capacity of an asset.

Each valuation technique requires inputs that reflect the assumptions that buyers and sellers would use when pricing the asset or liability, including assumptions about risks. When selecting a valuation technique, the Shire gives priority to those techniques that maximise the use of observable inputs and minimise the use of unobservable inputs. Inputs that are developed using market data (such as publicly available information on actual transactions) and reflect the assumptions that buyers and sellers would generally use when pricing the asset or liability are considered observable, whereas inputs for which market data is not available and therefore are developed using the best information available about such assumptions are considered unobservable.

j) Impairment of assets

In accordance with Australian Accounting Standards the Shire's assets, other than inventories, are assessed at each reporting date to determine whether there is any indication they may be impaired.

Where such an indication exists, an impairment test is carried out on the asset by comparing the recoverable amount of the asset, being the higher of the asset's fair value less costs to sell and value in use, to the asset's carrying amount except for non-financial assets that are:

- land and buildings classified as property, plant and equipment;
- infrastructure; or
- vested improvements that the local government controls, in circumstances where there has been an impairment indication of a general decrease in asset values.

These non-financial assets are assessed in accordance with the regulatory framework detailed in Note 10.

Any excess of the asset's carrying amount over its recoverable amount is recognised immediately in profit or loss, unless the asset is carried at a revalued amount in accordance with another Standard (e.g. AASB 116 *Property, Plant and Equipment*) whereby any impairment loss of a revalued asset is treated as a revaluation decrease in accordance with that other Standard.



SHIRE OF COOLGARDIE
NOTES TO AND FORMING PART OF THE FINANCIAL REPORT
FOR THE YEAR ENDED 30 JUNE 2025

28. DETERMINATION OF SURPLUS OR DEFICIT

Note	2024/25 (30 June 2025 carried forward) \$	2024/25 Budget (30 June 2025 carried forward) \$	2023/24 (30 June 2024 carried forward) \$	
(a) Non-cash amounts excluded from operating activities				
The following non-cash revenue or expenditure has been excluded from amounts attributable to operating activities within the Statement of Financial Activity in accordance with <i>Financial Management Regulation 32</i> .				
Adjustments to operating activities				
	Less: Profit on asset disposals	(189,561)	0	(180,071)
	Less: Movement in liabilities associated with restricted cash	0	0	(412,085)
	Less: Fair value adjustments to financial assets at fair value through profit or loss	4,439	0	(2,102)
	Add: Loss on disposal of assets	3,423	0	0
10(a)	Add: Depreciation	9,308,928	9,442,371	10,784,166
Non-cash movements in non-current assets and liabilities:				
	Accrued interest on borrowings	0	0	(50,193)
	Right of use assets	(3,036,154)	0	0
	Investment property	6,551,532	0	0
12	Pensioner deferred rates	(12,990)	0	(15,311)
	Trade Receivables	11,000	0	(98,500)
	Employee benefit provisions	(22,888)	0	50,638
	Other provisions	110,278	0	0
	Non-cash amounts excluded from operating activities	12,728,007	9,442,371	10,076,542
(b) Non-cash amounts excluded from investing activities				
The following non-cash revenue or expenditure has been excluded from amounts attributable to investing activities within the Statement of Financial Activity in accordance with <i>Financial Management Regulation 32</i> .				
Adjustments to investing activities				
	Right of use assets received - non cash	(437,441)	0	3,923,625
11(a)	Non-cash amounts excluded from investing activities	(437,441)	0	3,923,625
(c) Non-cash amounts excluded from financing activities				
The following non-cash revenue or expenditure has been excluded from amounts attributable to financing activities within the Statement of Financial Activity in accordance with <i>Financial Management Regulation 32</i> .				
Adjustments to financing activities				
	Non cash proceeds from new leases	0	0	(3,923,625)
29(e)	Non-cash amounts excluded from financing activities	0	0	(3,923,625)
(d) Surplus or deficit after imposition of general rates				
The following current assets and liabilities have been excluded from the net current assets used in the Statement of Financial Activity in accordance with <i>Financial Management Regulation 32</i> to agree to the surplus/(deficit) after imposition of general rates.				
Adjustments to net current assets				
	Less: Reserve accounts	(257,825)	(240,791)	(257,825)
30	Add: Current liabilities not expected to be cleared at end of year			
	- Current portion of borrowings	0	4,192,632	5,823,019
15	- Overdraft Facility	0	0	1,482,531
	- Current portion of lease liabilities	1,816,537	1,016,108	1,904,377
11(b)	- Employee benefit provisions	0	412,085	0
	Total adjustments to net current assets	1,558,712	5,380,034	8,952,102
Net current assets used in the Statement of financial activity				
	Total current assets	6,632,266	3,840,474	3,559,307
	Less: Total current liabilities	(11,735,592)	(9,847,744)	(20,380,253)
	Less: Total adjustments to net current assets	1,558,712	5,380,034	8,952,102
	Surplus or deficit after imposition of general rates	(3,544,614)	(627,236)	(7,868,844)

SHIRE OF COOLGARDIE
NOTES TO AND FORMING PART OF THE FINANCIAL REPORT
FOR THE YEAR ENDED 30 JUNE 2025

29. BORROWING AND LEASE LIABILITIES

(a) Borrowings

Purpose	Note	Actual				Budget			
		Principal at 1 July 2023	New loans during 2023-24	Principal at 30 June 2024	Principal repayments during 2023-24	Principal at 1 July 2024	New loans during 2024-25	Principal repayments during 2024-25	Principal at 30 June 2025
Bluebush Village - Stage 1 Construction	ANZ	7,750,000	0	6,106,000	(1,644,000)	5,927,928	0	(1,542,000)	4,385,928
Bluebush Village - Stage 1 Buildings	CBA	0	9,250,000	8,445,152	(804,848)	8,222,521	0	(2,504,088)	5,718,433
Bluebush Village - Stage 1 Executive Rooms	CBA	455,460	0	383,036	(62,414)	432,816	0	(97,267)	335,549
Bluebush Village - Stage 2 Construction	CBA	2,500,000	0	2,163,264	(336,736)	4,889,130	0	(949,403)	3,939,727
Bluebush Village - Stage 2 Construction	ANZ	0	2,500,000	2,291,665	(208,335)	0	0	0	0
Goodenia Court Units	CBA	962,212	0	883,664	(78,548)	943,067	0	(83,277)	859,790
Coolgardie Class III Waste Facility	ANZ	2,708,000	0	2,053,100	(654,900)	2,053,100	0	(746,765)	1,306,335
Coolgardie Aquatic Facilities	CBA	91,181	0	82,718	(8,463)	83,424	0	(8,816)	74,608
Kimbalda Aquatic Facilities	CBA	1,272,632	0	1,154,696	(117,936)	1,164,543	0	(133,572)	1,030,971
Kimbalda Aerodrome Refurbishment	CBA	432,197	0	392,064	(40,133)	395,427	0	(65,481)	349,946
Kimbalda Aerodrome Refurbishment	ANZ	813,000	0	609,000	(204,000)	609,000	0	(204,000)	405,000
Coolgardie Post Office	CBA	390,080	0	353,675	(36,405)	356,665	0	(37,716)	318,949
Bluebush Village - Stage 1 Buildings (CBA Refinanced)	CBA	0	0	0	0	0	0	0	0
Bluebush Village - Stage 2 Construction (CBA Refinanced)	CBA	0	0	0	0	0	0	0	0
Bluebush Village - Stage 1 Executive Rooms (CBA Refinanced)	CBA	0	1,941,120	0	0	0	0	0	0
Goodenia Court Units (CBA Refinanced)	CBA	0	321,202	0	0	0	0	0	0
Coolgardie Aquatic Facilities (CBA Refinanced)	CBA	0	847,345	0	0	0	0	0	0
Kimbalda Aquatic Facilities (CBA Refinanced)	CBA	0	76,053	0	0	0	0	0	0
Kimbalda Aquatic Facilities (CBA Refinanced)	CBA	0	76,053	0	0	0	0	0	0
Kimbalda Aquatic Facilities (CBA Refinanced)	CBA	0	1,089,578	0	0	0	0	0	0
Coolgardie Post Office (CBA Refinanced)	CBA	0	369,972	0	0	0	0	0	0
CBA Overdraft Facility (CBA Refinanced)	CBA	0	333,918	0	0	0	0	0	0
Bluebush Village - Stage 1 Construction (ANZ Refinanced)	CBA	0	769,781	0	0	0	0	0	0
Bluebush Village - Stage 1 Construction (ANZ Refinanced)	CBA	0	4,646,000	0	0	0	0	0	0
Coolgardie Class III Waste Facility (ANZ Refinanced)	CBA	0	1,463,100	0	0	0	0	0	0
Kimbalda Aerodrome Refurbishment (ANZ Refinanced)	CBA	0	439,000	0	0	0	0	0	0
Bluebush Village - Stage 2 Construction (ANZ Refinanced)	CBA	0	1,874,995	0	0	0	0	0	0
Cashflow Assistance	CBA	0	0	0	0	0	0	0	0
Overdraft Facility	CBA	0	4,076,904	0	0	0	0	0	0
Total		17,374,952	11,750,000	24,896,254	(4,226,698)	26,567,849	0	(6,352,387)	20,215,462
Borrowing finance cost payments					(24,896,254)				

SHIRE OF COOLGARDIE
NOTES TO AND FORMING PART OF THE FINANCIAL REPORT
FOR THE YEAR ENDED 30 JUNE 2025
BORROWING AND LEASE LIABILITIES (Continued)

Purpose	Loan number	Institution	Interest rate	Date final payment is due	Actual for year ending 30 June 2025		Budget for year ending 30 June 2025		Actual for year ending 30 June 2024	
					\$	\$	\$	\$	\$	\$
Blurbush Village - Stage 1 Construction	118	ANZ	5.85%	N/A	278,020	(310,000)	(310,000)	(462,145)		
Blurbush Village - Stage 1 Buildings Rooms	123	CBA	4.80%	N/A	598,941	(572,241)	(572,241)	(266,484)		
Blurbush Village - Stage 2 Construction	120	CBA	5.09%	N/A	(14,000)	(16,644)	(16,644)	(23,244)		
Blurbush Village - Stage 2 Buildings Rooms	121	CBA	5.75%	N/A	(128,612)	(168,780)	(168,780)	(69,002)		
Blurbush Village - Stage 2 Construction	124	ANZ	5.64%	N/A	(116,182)	0	0	(68,248)		
Goodenia Court Units	122	CBA	5.71%	N/A	(47,739)	(48,698)	(48,698)	(53,426)		
Coolgardie Class III Waste Facility	117	ANZ	5.64%	N/A	(110,417)	(90,825)	(90,825)	(108,097)		
Coolgardie Aquatic Facilities	112	CBA	5.50%	N/A	(4,551)	(4,329)	(4,329)	(5,560)		
Kambalda Aquatic Facilities	114	CBA	5.50%	N/A	(63,564)	(64,428)	(64,428)	(77,605)		
Kambalda Aerodrome Refurbishment	116	CBA	5.50%	N/A	(21,581)	(20,519)	(20,519)	(28,351)		
Coolgardie Post Office	119	ANZ	5.64%	N/A	(28,589)	(40,878)	(40,878)	(42,229)		
CBA Overdraft Facility (CBA Refinanced)	125	CBA	5.50%	N/A	(17,233)	(22,282)	(22,282)	(23,783)		
Cashflow Assistance	126	CBA	5.81%	29/01/2035	(40,540)	0	0	0		
Overdraft Facility	N/A	CBA	10.58%	13/04/2035	(93,695)	(125,000)	(125,000)	0		
Total					(1,583,728)	(1,926,242)	(1,926,242)	(81,123)	0	
Total finance cost payments					(1,583,728)	(1,926,242)	(1,926,242)	(1,345,297)	(1,345,297)	

* WA Treasury Corporation

Particulars/purpose	Institution	Loan type	Term years	Interest rate	Amount borrowed 2025		Amount (used) 2025		Total interest and charges	Actual balance unspent
					Actual	Budget	Actual	Budget		
Refinance Current CBA Loans	CBA	Fixed	10	5.34%	12,193,717	0	0	4,456,684	0	
Refinance Current CBA Overdraft	CBA	Fixed	10	5.34%	789,781	0	0	281,347	0	
Refinance Current ANZ Loans	CBA	Variable	10	5.81%	8,423,066	0	0	3,916,021	0	
Cashflow Assistance	CBA	Variable	10	5.81%	4,078,504	0	0	1,895,413	0	
Total					25,485,068	0	(25,485,068)	10,549,465	0	

Particulars	Institution	Date Borrowed	Unspent balance during 2024-25		Unspent balance during 2024-25	
			1 July 2024	30 June 2024	30 June 2025	30 June 2025
Goodenia Court Unit Development	CBA	15/05/2023	1,000,000	0	(1,000,000)	0
Total			1,000,000	0	(1,000,000)	0

SHIRE OF COOLGARDIE
NOTES TO AND FORMING PART OF THE FINANCIAL REPORT
FOR THE YEAR ENDED 30 JUNE 2025
BORROWING AND LEASE LIABILITIES (Continued)

(d) Bank Overdraft

Purpose	Institution	Year Established	Brought Forward 1 July 2024	Increased During Year	Decreased During Year	Overdraft Remaining 30 June 2025
Fund operating activities	CBA	22/24	1,482,531	95,832	(1,578,363)	0
			1,482,531	95,832	(1,578,363)	0

(e) Refinancing of borrowings

During the year the Shire refinanced all loans with ANZ and CBA to assist the Shire with short term cash flow.

(i) Original debentures

Particulars	Objectives of Refinancing	Institution	Loan Type	Term years	Total interest and charges \$	Interest rate %
Bluebush Village - Stage 1 Construction	Improve cash flow	ANZ	Variable	5	1,035,185	5.65%
Bluebush Village - Stage 2 Construction	Improve cash flow	ANZ	Variable	5	381,247	5.64%
Coolgardie Class III Waste Facility	Improve cash flow	ANZ	Variable	5	532,768	5.64%
Kambalda Aerodrome Refurbishment	Improve cash flow	ANZ	Variable	5	149,565	5.64%
Bluebush Village - Stage 1 Buildings	Improve cash flow	CBA	Variable	5	1,463,323	5.75%
Bluebush Village - Stage 1 Executive Rooms	Improve cash flow	CBA	Variable	5	69,551	5.09%
Bluebush Village - Stage 2 Construction	Improve cash flow	CBA	Variable	5	336,367	4.90%
Goodenie Court Units	Improve cash flow	CBA	Variable	5	319,746	5.71%
Coolgardie Aquatic Facilities	Improve cash flow	CBA	Variable	10	7,485	5.50%
Kambalda Aquatic Facilities	Improve cash flow	CBA	Variable	10	32,023	5.50%
Kambalda Aquatic Facilities	Improve cash flow	CBA	Variable	10	104,491	5.50%
Coolgardie Post Office	Improve cash flow	CBA	Variable	10	35,480	5.50%
					4,487,231	

(ii) Refinanced debenture

Particulars	Institution	Loan Type	Amount to be refinanced \$	Amount principal varies to original \$	Term years	Total interest and charges \$	Interest rate %
Bluebush Village - Stage 1 Buildings (CBA Refinanced)	CBA	Fixed	(7,312,431)	0	10	(2,872,622)	5.34%
Bluebush Village - Stage 2 Construction (CBA Refinanced)	CBA	Fixed	(1,841,120)	0	10	(672,911)	5.34%
Bluebush Village - Stage 1 Exec Rooms (CBA Refinanced)	CBA	Fixed	(321,302)	0	10	(117,432)	5.34%
Goodenie Court Units (CBA Refinanced)	CBA	Fixed	(847,343)	0	10	(300,696)	5.34%
Coolgardie Aquatic Facilities (CBA Refinanced)	CBA	Fixed	(75,053)	0	10	(28,527)	5.34%
Kambalda Aquatic Facilities (CBA Refinanced)	CBA	Fixed	(1,089,578)	0	10	(396,230)	5.34%
Kambalda Aquatic Facilities (CBA Refinanced)	CBA	Fixed	(389,972)	0	10	(135,221)	5.34%
Coolgardie Post Office (CBA Refinanced)	CBA	Variable	(333,916)	0	10	(122,044)	5.34%
Bluebush Village - Stage 1 Construction (ANZ Refinanced)	CBA	Variable	(4,946,000)	0	10	(2,159,994)	5.81%
Coolgardie Class III Waste Facility (ANZ Refinanced)	CBA	Variable	(1,493,100)	0	10	(680,219)	5.81%
Kambalda Aerodrome Refurbishment (ANZ Refinanced)	CBA	Variable	(1,493,100)	0	10	(680,219)	5.81%
Bluebush Village - Stage 2 Construction (ANZ Refinanced)	CBA	Variable	(1,874,955)	0	10	(874,703)	5.81%
			(20,816,812)	0		(8,443,703)	

SHIRE OF COOLGARDIE
 NOTES TO AND FORMING PART OF THE FINANCIAL REPORT
 FOR THE YEAR ENDED 30 JUNE 2025

30. RESERVE ACCOUNTS

	2025		2025		2025		2025		2025		2024		2024	
	Actual opening balance	Actual transfer to	Actual transfer (from)	Actual closing balance	Budget opening balance	Budget transfer to	Budget transfer (from)	Budget closing balance	Actual opening balance	Actual transfer to	Actual transfer (from)	Actual closing balance		
Restricted by council														
(a) Plant and Equipment	76,901	0	0	76,901	71,821	0	0	71,821	71,821	5,080	0	76,901		
(b) Sewerage	59,725	0	0	59,725	55,778	0	0	55,778	55,779	3,946	0	59,725		
(c) Infrastructure Renewal	88,677	0	0	88,677	82,819	0	0	82,819	82,818	5,859	0	88,677		
(d) Aged Accommodation	32,522	0	0	32,522	30,373	0	0	30,373	30,373	2,149	0	32,522		
	257,825	0	0	257,825	240,791	0	0	240,791	240,791	17,034	0	257,825		

All reserves are supported by cash and cash equivalents and financial assets at amortised cost and are restricted within equity as Reserve accounts.

In accordance with council resolutions or adopted budget in relation to each reserve account, the purpose for which the reserves are set aside and their anticipated date of use are as follows:

Name of reserve account Restricted by council	Purpose of the reserve account
(a) Plant and Equipment	To be used for the purchase of major and minor plant and equipment
(b) Sewerage	To repair, replace or extend the Coolgardie sewerage infrastructure
(c) Infrastructure Renewal	To meet the needs of renewal funding for future capital renewal infrastructure generally
(d) Aged Accommodation	To meet the needs of renewal funding for aged accommodation

**SHIRE OF COOLGARDIE
NOTES TO AND FORMING PART OF THE FINANCIAL REPORT
FOR THE YEAR ENDED 30 JUNE 2025**

31. CORRECTION OF ERROR

During the year ended 30 June 2025, the following misstatements were identified relating to prior periods. The misstatements have been corrected by restating each of the affected financial statement line items for the prior periods.

Adjustment to Prior Year Expenditure

1. Accrued Expenditure

As part of the year-end review process, it was identified that certain costs relating to the 2023/24 financial year had been incorrectly recognised in the subsequent 2024/25 financial year. The value of these costs totalled \$770,917 and primarily related to operating expenditure that should have been attributed to the reporting period ended 30 June 2024.

In accordance with accounting standards and to ensure the financial statements provide a true and fair view of the Shire's financial performance, the error has been corrected by reallocating the expenditure to the correct financial year. This adjustment has the following impact on the financial results for the period ended 30 June 2024:

- An increase in total expenditure of \$770,917.
- A corresponding decrease in the net result of \$770,917.
- A reduction in total comprehensive income of \$770,917.
- An increase in trade and other payables of \$770,917.

This adjustment does not affect the overall financial position of the Shire across the two reporting periods, but it does more accurately align costs with the period in which they were incurred. The correction reinforces the importance of ongoing review and monitoring processes to ensure expenditure is consistently recognised in the correct financial year.

2. Rating Valuation

During the 2023/24 financial year, the State Administrative Tribunal (SAT) issued a determination confirming that an incorrect valuation basis had been applied to several rate assessments over a period of four financial years. As a result of this ruling, the Shire was required to recalculate rates for the affected properties, which identified that the Shire had overcharged the ratepayer a total of \$1,839,386.

Of the total overcharge:

- \$461,739 relates to the 2023/24 financial year, and
- \$1,377,647 relates to prior financial years.

In accordance with Australian Accounting Standards, the Shire has recognised:

- A reduction in rate revenue of \$461,739 in the 2023/24 financial year;
- An increase in other expenditure of \$1,377,647 relating to rates written off for prior years; and
- A current provision of \$1,839,386, disclosed at Note 17 – Other Provisions, representing the total amount payable to the ratepayer.

This treatment ensures the financial statements accurately reflect the financial impact of the SAT determination and appropriately distinguishes the current-year and prior-year components of the adjustment. Given the timing of the ruling (ie. November 2023), it was determined that the error only existed in the 2023/24 financial year and there was no impact in financial periods prior to 2023/24.

CORRECTION OF ERROR (Continued)

The impact for each prior period is shown in the table below :

Statement of Financial Position (Extract)	30 June 2024	Restatement	30 June 2024 (Restated)
	\$	\$	\$
Current Liabilities			
Trade and other payables	6,811,339	770,917	7,582,256
Other provisions	214,203	1,839,386	2,053,589
Total Current Liabilities	17,769,950	2,610,303	20,380,253
Retained earnings	54,025,403	(2,610,303)	51,415,100
Total equity	144,894,418	(2,610,303)	142,284,115

Statement of Comprehensive Income (Extract)	2024	Restatement	2024 (Restated)
	\$	\$	\$
Revenue			
Rates	10,357,694	(461,739)	9,895,955
Expenses			
Materials and contracts	(12,449,779)	(441,956)	(12,891,735)
Utility charges	(1,211,362)	(17,361)	(1,228,723)
Other expenditure	(1,683,421)	(1,689,247)	(3,372,668)
Net result for the period	(4,617,984)	(2,610,303)	(7,228,287)
Total comprehensive income for the period	(4,802,033)	(2,610,303)	(7,412,336)

Statement of Financial Activity (Extract)	2024	Restatement	2024 (Restated)
	\$	\$	\$
Expenditure from operating activities			
Materials and contracts	(12,449,779)	(441,956)	(12,891,735)
Utility charges	(1,211,362)	(17,361)	(1,228,723)
Other expenditure	(1,683,421)	(1,689,247)	(3,372,668)
Amount attributable to operating activities	4,807,985	(2,610,303)	2,197,682
Surplus or deficit after imposition of general rates	(5,258,541)	(2,610,303)	(7,868,844)

Note 13 - Trade and Other Payables (Extract)	30 June 2024	Restatement	30 June 2024 (Restated)
	\$	\$	\$
Accrued expenses	0	770,917	770,917
Total Trade and Other Payables	6,811,339	770,917	7,582,256

Note 17 - Other Provisions (Extract)	30 June 2024	Restatement	30 June 2024 (Restated)
	\$	\$	\$
Additional Provision	0	1,839,386	1,839,386
Current Provision	0	1,839,386	1,839,386



Auditor General

INDEPENDENT AUDITOR'S REPORT 2025 Shire of Coolgardie

To the Council of the Shire of Coolgardie

Opinion

I have audited the financial report of the Shire of Coolgardie (Shire) which comprises:

- the statement of financial position as at 30 June 2025, the statement of comprehensive income, statement of changes in equity, statement of cash flows and statement of financial activity for the year then ended
- notes comprising a summary of material accounting policies and other explanatory information.

In my opinion, the financial report:

- is based on proper accounts and records
- presents fairly, in all material respects, the results of the operations of the Shire for the year ended 30 June 2025 and its financial position at the end of that period
- is in accordance with the *Local Government Act 1995* (the Act) and, to the extent that they are not inconsistent with the Act, Australian Accounting Standards.

Basis for opinion

I conducted my audit in accordance with Australian Auditing Standards. My responsibilities under those standards are further described in the Auditor's responsibilities for the audit of the financial report section below.

I believe that the audit evidence I have obtained is sufficient and appropriate to provide a basis for my opinion.

Emphasis of matter – Restatement of comparative figures

I draw attention to Note 31 to the financial report which states that the amounts reported in the previously issued 30 June 2024 financial report have been restated and disclosed as comparatives in this financial report. My opinion is not modified in respect of this matter.

Other information

The Chief Executive Officer (CEO) is responsible for the preparation and the Council for overseeing the other information. The other information is the information in the entity's annual report for the year ended 30 June 2025, but not the financial report and my auditor's report.

My opinion on the financial report does not cover the other information and accordingly, I do not express any form of assurance conclusion thereon.

7th Floor Albert Facey House 469 Wellington Street Perth MAIL TO: Perth BC PO Box 8489 Perth WA 6849 TEL: 08 6557 7500

In connection with my audit of the financial report, my responsibility is to read the other information and, in doing so, consider whether the other information is materially inconsistent with the financial report or my knowledge obtained in the audit or otherwise appears to be materially misstated.

If, based on the work I have performed, I conclude that there is a material misstatement of this other information, I am required to report that fact. I did not receive the other information prior to the date of this auditor's report. When I do receive it, I will read it and if I conclude that there is a material misstatement in this information, I am required to communicate the matter to the CEO and Council and request them to correct the misstated information. If the misstated information is not corrected, I may need to retract this auditor's report and re-issue an amended report.

Responsibilities of the Chief Executive Officer and Council for the financial report

The Chief Executive Officer (CEO) of the Shire is responsible for:

- keeping proper accounts and records
- preparation and fair presentation of the financial report in accordance with the requirements of the Act, the Regulations and Australian Accounting Standards
- managing internal control as required by the CEO to ensure the financial report is free from material misstatement, whether due to fraud or error.

In preparing the financial report, the CEO is responsible for:

- assessing the Shire's ability to continue as a going concern
- disclosing, as applicable, matters related to going concern
- using the going concern basis of accounting unless the State Government has made decisions affecting the continued existence of the Shire.

The Council is responsible for overseeing the Shire's financial reporting process.

Auditor's responsibilities for the audit of the financial report

As required by the *Auditor General Act 2006*, my responsibility is to express an opinion on the financial report. The objectives of my audit are to obtain reasonable assurance about whether the financial report as a whole is free from material misstatement, whether due to fraud or error, and to issue an auditor's report that includes my opinion. Reasonable assurance is a high level of assurance but is not a guarantee that an audit conducted in accordance with Australian Auditing Standards will always detect a material misstatement when it exists.

Misstatements can arise from fraud or error and are considered material if, individually or in the aggregate, they could reasonably be expected to influence the economic decisions of users taken on the basis of the financial report. The risk of not detecting a material misstatement resulting from fraud is higher than for one resulting from error, as fraud may involve collusion, forgery, intentional omissions, misrepresentations or the override of internal control.

A further description of my responsibilities for the audit of the financial report is located on the Auditing and Assurance Standards Board website. This description forms part of my auditor's report and can be found at https://www.augasb.gov.au/auditors_responsibilities/ar4.pdf.

My independence and quality management relating to the report on the financial report

I have complied with the independence requirements of the *Auditor General Act 2006* and the relevant ethical requirements relating to assurance engagements. In accordance with ASQM 1 *Quality Management for Firms that Perform Audits or Reviews of Financial Reports and Other Financial Information, or Other Assurance or Related Services Engagements*, the Office of the Auditor General maintains a comprehensive system of quality management including documented policies and procedures regarding compliance with ethical requirements, professional standards and applicable legal and regulatory requirements.

Matters relating to the electronic publication of the audited financial report

This auditor's report relates to the financial report of the Shire of Coolgardie for the year ended 30 June 2025 included in the annual report on the Shire's website. The Shire's management is responsible for the integrity of the Shire's website. This audit does not provide assurance on the integrity of the Shire's website. The auditor's report refers only to the financial report. It does not provide an opinion on any other information which may have been hyperlinked to/from the annual report. If users of the financial report are concerned with the inherent risks arising from publication on a website, they are advised to contact the Shire to confirm the information contained in the website version.



Tim Sanya
Senior Director Financial Audit
Delegate of the Auditor General for Western Australia
Perth, Western Australia
3 December 2025

- 6 NEW BUSINESS OF AN URGENT NATURE INTRODUCED BY DECISION OF MEETING**
- 6.1 Elected Members**
- 6.2 Shire Officers**
- 7 CLOSURE OF MEETING**