



# **AGENDA**

## **Audit Committee Meeting**

**1 July 2025**

**1.00pm**

**Via Electronic Means**

**DISCLAIMER**

Members of the public are advised that Council agendas, recommendations, minutes and resolutions are subject to confirmation by Council and therefore, prior to relying on them, one should refer to the subsequent meeting of Council with respect to their accuracy.

No responsibility whatsoever is implied or accepted by the Shire of Coolgardie for any act, omission or statement or intimation occurring during Council meetings or during formal/informal conversations with staff.

The Shire of Coolgardie disclaims any liability for any loss whatsoever and howsoever caused arising out of reliance by any person or legal entity on any such act, omission or statement or intimation occurring during Council meetings or discussions. Any person or legal entity who acts or fails to act in reliance upon any statement does so at that person's or legal entity's own risk/

Applicants and other interested parties should refrain from taking any action until such time as written advice is received confirming Council's decisions with respect to any particular issue

**ACKNOWLEDGEMENT OF COUNTRY**

The Shire of Coolgardie acknowledges the Traditional Owners of the land on which we meet and acknowledges their continuing cultural connection to the Land, Waters and Community. We pay our respect to Elders past and present.

**Order Of Business**

<b>1</b>	<b>Declaration of Opening / Announcement of Visitors .....</b>	<b>4</b>
<b>2</b>	<b>Record of Attendance / Apologies / Approved Leave of Absence.....</b>	<b>4</b>
<b>3</b>	<b>Declarations of Interest .....</b>	<b>4</b>
3.1	Declarations of Financial Interests – Local Government Act Section 5.60A .....	4
3.2	Declarations of Proximity Interests – Local Government Act Section 5.60B.....	4
3.3	Declarations of Impartiality Interests – Shire of Coolgardie Code of Conduct for Council Members, Committee Members and Candidates for Election, Code of Conduct for Employees.....	4
<b>4</b>	<b>Confirmation of Minutes of Previous Meetings.....</b>	<b>4</b>
4.1	Minutes of the Audit Committee Meeting held on 25 February 2025 .....	4
<b>5</b>	<b>Reports of Officers .....</b>	<b>5</b>
<b>5.1</b>	<b>Executive Services .....</b>	<b>5</b>
5.1.1	Financial Report for the Year Ended 30th June 2024 .....	5
<b>5.2</b>	<b>Operation Services.....</b>	<b>93</b>
5.2.1	Acting CEO Credit Card Listing From 01 February to 31 May 2025 .....	93
5.2.2	2023/24 Annual Report.....	96
<b>6</b>	<b>New Business of an Urgent Nature Introduced by Decision of Meeting.....</b>	<b>168</b>
6.1	Elected Members.....	168
6.2	Shire Officers.....	168
<b>7</b>	<b>Closure of Meeting.....</b>	<b>168</b>

- 1 DECLARATION OF OPENING / ANNOUNCEMENT OF VISITORS**
- 2 RECORD OF ATTENDANCE / APOLOGIES / APPROVED LEAVE OF ABSENCE**
- 3 DECLARATIONS OF INTEREST**
  - 3.1 Declarations of Financial Interests – Local Government Act Section 5.60A**
  - 3.2 Declarations of Proximity Interests – Local Government Act Section 5.60B**
  - 3.3 Declarations of Impartiality Interests – Shire of Coolgardie Code of Conduct for Council Members, Committee Members and Candidates for Election, Code of Conduct for Employees**
- 4 CONFIRMATION OF MINUTES OF PREVIOUS MEETINGS**
  - 4.1 MINUTES OF THE AUDIT COMMITTEE MEETING HELD ON 25 FEBRUARY 2025**
    - Date: 24 June 2025**
    - Author: Kasey Turner, Executive Assistant**

**ATTACHMENTS**

**Nil**

**VOTING REQUIREMENT**

Simple Majority

**OFFICER RECOMMENDATION**

**That the Minutes of the Audit Committee Meeting held on 25 February 2025 be confirmed as a true and accurate record.**

**5 REPORTS OF OFFICERS****5.1 Executive Services****5.1.1 FINANCIAL REPORT FOR THE YEAR ENDED 30TH JUNE 2024**

<b>Location:</b>	<b>N/A</b>
<b>Applicant:</b>	<b>N/A</b>
<b>Disclosure of Interest:</b>	<b>Nil</b>
<b>Date:</b>	<b>25 June 2025</b>
<b>Author:</b>	<b>Raj Subbiah, Finance Manager</b>

**SUMMARY**

That the Audit Committee,

1. Recommend Council receive the Chief Executive Officer response to the Audit Report for the period ending 30 June 2024 dated 18 June 2025
2. Receive the Audit Management Action Report as attached and recommend the Report be received by Council
3. Recommend Council receive the Audit Management Action Report dated 18 June 2025
4. Recommend Council adopts the Annual Financial Report and OAG Audit Report for the year ended 30 June 2024
5. Recommend to Council that the action report be forwarded to the Minister in accordance with s 7.12A (4) of the Local Government Act 1995.

**BACKGROUND**

Pursuant to Section 7.9 of the *Local Government Act 1995* ("LGA"), an Auditor is required to examine the accounts and annual financial report submitted by a local government for audit. The Auditor is also required, by 31 December following the financial year to which the accounts and report relate, prepare a report thereon and forward a copy of that report to:

- (a) Mayor or President; and
- (b) The Chief Executive Officer; and
- (c) The Minister.

Furthermore, in accordance with Regulation 10(4) of the *Local Government (Audit) Regulations 1996* ("*Audit Regulations*"), where it is considered appropriate to do so, the Auditor may prepare a Management Report to accompany the Auditor's Report, which is also to be forwarded to the persons specified in Section 7.9 of the LGA.

On finalisation of the Shire's 2024 final audit, the Office of the Auditor General has forwarded the Annual Financials Statements along with the Audit Report and the Audit Findings.

The Audit Committee is required to examine the reports of the auditor after receiving a report from the Chief Executive Officer ("CEO") on the matters reported and:

- Determine if any matters raised require action to be taken by the local government; and
- Ensure that appropriate action is taken in respect of those matters.

The Audit Committee is also required to review a report prepared by the CEO on any actions taken in respect of any matters raised in the report of the auditor and present the report to Council for adoption.

In accordance with According to **section 7.12A(4)(a)** of the *Local Government Act 1995*:

*"Within 3 months after receiving the auditor's report, the local government must examine the report and determine what actions, if any, it intends to take in respect of the matters raised in the report, and give a copy of the report to the Minister".*

The Audit Committee is requested to consider and recommend adoption of the annual financial report to Council.

## COMMENT

Following is the CEO's report to the Audit Committee on matters arising from the audit management report.

### Audit Report

#### 1. Material uncertainty relating to Going concern

##### Finding

As disclosed in the financial statements, the Shire incurred a net loss of \$4,617,984 for the year ended 30 June 2024. As at that date, the Shire's current liabilities exceeded its current assets by \$14,210,643 and its unrestricted cash balance was (\$934,061).

We also note that:

- at 30 June 2024, the Shire had \$4.8 million in overdue payables with payments to vendors being delayed;
- post January 2025, loans from banks were consolidated with a single bank including an additional working capital borrowing of \$4 million;
- repayment terms of the bank loans were renegotiated based on interest only payments for a period of 3-5 years;
- post 30 June 2024, occupancy rates for the Bluebush accommodation village have significantly decreased resulting in a decrease in forecasted revenues;
- substantial rate increases for mining properties have been proposed for FY26, which is awaiting ministerial approval; and
- despite the proposed significant increase in mining rates the forecast unrestricted cash and cash equivalents at 30 June 2026 is only \$0.3 million.

These conditions indicate a material uncertainty that may cast significant doubt about the ability of the Shire to continue as a going concern. While the Shire has renegotiated its external borrowings subsequent to year end to defer repayments of the principal amounts for another 3 years, the ability of the Shire to the ability of the Shire to continue as a going concern is dependent on the ability to raise additional funds and continued support from the bank. As noted above at this date of this management letter, the Shire is awaiting Ministerial approval for the mining rates increases.

#### Rating: Significant

#### Implication

They are several implications of going concern mainly:

- Operational Continuity: The Shire's ability to continue its operations is at risk. The material uncertainty regarding its financial position indicates that without additional funds, the Shire may not be able to

meet its financial obligations as and when they fall due.

- **Community Confidence:** The financial instability may erode confidence within the Community, including employees, suppliers, and residents. This could result in difficulties in maintaining relationships.
- **Regulatory and Compliance Issues:** The financial report's findings may trigger regulatory scrutiny and require the Shire to take corrective actions to address its financial health.
- **Service Delivery Impact:** If the Shire is unable to secure the necessary funds, it may have to cut back on services and projects, impacting the community it serves. Essential services may be reduced or delayed, affecting the quality of life for residents

In addition, this material uncertainty has resulted in a modification to the auditor's report by having a paragraph relating Material Uncertainty Related to Going Concern in line with our responsibility as per Auditing Standard ISA 570 Going Concern.

Overall, the financial report underscores the urgent need for the Shire to address its financial challenges to ensure its continued viability and ability to serve its community effectively.

### **Recommendation**

We acknowledge that Shire management has already commenced a process of remediating the going concern risk.

Given the financial challenges faced by the Shire, we recommend:

- **Financial Planning and Monitoring:** Implement robust financial planning and monitoring processes to ensure better control over the Shire's finances. Regularly review financial performance against budgets and forecasts and take corrective actions as needed.
- **Raise Additional Funds:** Explore other avenues to raise additional funds within the LG legislative framework.
- **Engages with the Department of Local Government** on the status of their financial position and plans in place to mitigate consequential risks arising from the Shire's cashflow position.

### **Management comment**

*Agreed with recommendations and going concern issues are being addressed within 24/25.*

**Responsible Person:** Aaron Cook (Acting Chief Executive Officer)

**Completion Date:** 31/12/2025

## **2. Inappropriate use of restricted funds Finding**

At 30 June 2024, the total balance of cash and cash equivalents of the Shire was \$1,521,748. Of this amount, \$2,455,829 related to restricted funds indicating a negative unrestricted cash balance of \$934,081.

The overdrawn unrestricted cash balance reflects the Shire's use of restricted funds (relating to unspent grant monies and infrastructure assets' bank loans, rather than legislatively restricted reserve funds) for its operational activities due to cash shortfalls in the general municipal funds during the year.

### **Rating: Significant (2023: Significant) Implication**

The use of restricted cash to fund other operations of the Shire results may result in:

- a breach of legislative provisions including the *Local Government (Financial Management) Regulations 1996* to the extent that the restricted funds used relate to legislatively restricted funds e.g. Reserves funds. (we understand this wasn't the case in the above finding).

- a breach of the Shire's contractual obligations with 3rd parties in cases where the funding/grant agreements specifically require the Shire to use the funds only for specified purposes.

Further, the continued use of restricted funds further highlights the financial issues as noted in point 1 above.

### Recommendation

We recommend that the Shire:

- Assesses its compliance with the grant and loan funding agreements and to the extent that any contractual obligations were not met regarding the use of the funds, consider its reporting obligations to the counterparties.
- Adheres to Fund Restrictions: Ensure that restricted cash is used solely for its designated purposes considering the legislative and contractual requirements on the use of the funds. This includes implementing relevant internal controls and monitoring mechanisms to track the use of these funds and prevent their misapplication for their intended purposes.
- Improves Financial Management: Strengthen financial management practices by regularly reviewing and updating financial policies and procedures. Ensure compliance with the Local Government Act 1995 and other relevant regulations.
- Develops a Comprehensive Financial Plan: Create a detailed financial plan that addresses the Shire's operational needs without relying on restricted funds. This plan can include realistic revenue projections, expense management strategies, and contingency plans for unforeseen financial challenges.

### Management comment

*Accepted. We will ensure restricted funds will be set aside for the specific purposes and manage cash flow in accordance with Local Government Act 1995.*

**Responsible Person:** Aaron Cook (Acting Chief Executive Officer)  
**Completion Date:** 31/12/2025

### 3. Revenue from Airport Operation without a formal agreement Finding

During our revenue testing, we observed a substantial increase in revenue from airport landing fees and head tax which rose from \$167k in 2022-23 to \$1,238k in 2023-24. Management advised that this significant change was due to a revised invoicing arrangement between the Shire and CASAIR Pty Ltd, which manages the airport operations for the Shire.

From our further inquiries, we noted that there was no signed agreement between the Shire and CASAIR formalising this revenue arrangement.

In addition, prior to the year end, CASAIR filed a writ against the Shire and as at the date of this report, we understand the Shire has entered into a Deed of Settlement and Release with CASAIR, requiring the Shire to pay \$214,203 for compensation relating to per head tax payments made on behalf of Casair to the Shire for private charter flights into Kambalda Aerodrome and use of the Shire facilities at that aerodrome.

**Rating: Significant****Implication**

Lack of formal arrangements result in lack of transparency and potential for disputes which can significantly impact the financial and operation positions of the Shire. It also raises risk of completeness of revenue, as noted above.

**Recommendation**

We recommend that the Shire review all its arrangements to ensure that they are appropriately formalised.

**Management comment**

*Agreed and measures have been undertaken to ensure all major revenue streams have formalized agreements to ensure transparency and completeness.*

**Responsible person:** Aaron Cook (Acting Chief Executive Officer)

**Completion date:** 31/12/2025

**4. Recruitment of Project Officer from overseas Finding**

During our review of employee existence, we observed that a Senior Project Officer was employed by the Shire from 23 October 2023 to 19 April 2024. The staff member received a second offer of employment, covering the period from 3 April 2024 to 2 October 2024. We understand that initially, the employee worked onsite before transitioning to working remotely from their home country, Montserrat.

We observed the following in relation to the employee's employment:

- The recruitment was directly undertaken by the ex-CEO. Upon enquiry, we noted appropriate recruitment strategy and advertising was not followed as required by Shire's recruitment and selection policy.
- The Project Officer appear to be located in Montserrat, a British Overseas Territory in the Caribbean. The offer of employment stated that the duties were to be performed at home, in the office in Kalgoorlie, or Kambalda. We inquired but did not receive a response from Shire management on how the staff member performed their duties efficiently while being in a different jurisdiction with a 12-hour time difference from Perth. Additionally, we noted that the staff member is currently working for the Government of Montserrat. Shire management at the time advised us that they were not aware of this employment despite it being clearly indicated on the staff member 's resume.
- The staff member held a Working Holiday (subclass 417) visa which states that the holder is not permitted to be employed by any employer for more than six months without prior written permission from the government, as the staff member's employment period exceeded the permissible period, it indicates that the staff member was not in compliance with their Australian Visa working conditions.

As per the latest communication, we understand the staff member's employment contract was terminated on 2 October 2024. The Shire closed all his access at the time of termination, as the laptop provided to the staff member has not been recovered.

**Rating: Significant****Implication**

The above fact pattern indicates management override of controls in the recruitment process. Lack of a formal process or compliance thereof in the recruitment of staff poses a risk of unqualified staff being employed resulting in financial loss to the Shire.

**Recommendation**

We recommend that the Shire recruit employees in accordance with the Shire's policy and perform detailed background checks before finalising the recruiting process.

**Management comment**

*Noted – Action has occurred in 24/25 to resolve this issue.*

**Responsible person:** Aaron Cook (Acting Chief Executive Officer)

**Completion date:** 31/12/2025

**5. Allegations of unfair dismissal of employees Finding**

During our review of the legal expenses, we noted that legal advice was sought regarding the employment termination of two employees. We noted that both employees filed claims against the Shire for termination without cause. These claims were settled out of court for \$150,000.

Our review on one of deed of settlement and documentation from the legal service provider, indicates that the root cause for the termination was a telephone conversation between a senior executive and the employee where the employee alleged that the senior executive appeared to be manipulating the tendering process for Shire projects in favour of certain tenderers.

**Rating: Significant**

**Implication**

Our review of the information indicates potential cultural issues at Shire that prevents employees from raising concerns against senior management and could result in the termination of their employment. Any instance of unfair dismissal could expose the Shire to termination-related liabilities, including potential settlement payments.

The above facts also indicate potential management override of controls at the Shire leading to inappropriate utilisation of rate payers' money.

**Recommendation**

We recommend that the Shire undertake appropriate training and education across the organisation to improve the cultural issues and institute processes that empower employees to report inappropriate behaviour by senior management.

**Management comment**

*Noted and processes have been put in place in 24/25.*

**Responsible person:** Aaron Cook (Acting Chief Executive Officer)

**Completion date:** 31/12/2025

## 6. Loan not utilised for intended purposes Finding

During our testing, we noted that as of 30 June 2024, invoices totalling \$965,151 were due to Modular Pty Ltd for the construction of three modular houses at Goodenia Court. These invoices were issued at various stages of the construction process and were payable within 10 working days from their respective issue dates.

We also noted that a loan of \$1,000,000 from CBA obtained in FY23 for this purpose was fully drawn down and yet the vendor invoices were still outstanding indicating that the loan was not utilised for the purpose for which it was obtained for.

Further, we also noted that the Shire did not carry out any tender process for this purchase as per the Shire's purchase policy (which applies for purchases exceeding \$250,000).

**Rating: Significant**

### Implication

Non-utilisation of borrowed funds for the intended purpose can impact the Shire's cash flow and affect the Shire's ability to meet its financial obligations as noted in point 1 above.

The Shire's failure to carry out a tender process for purchases exceeding \$250,000 is a breach of its procurement policies. This non-compliance can raise concerns about the transparency and fairness of the procurement process and without a competitive tender process, the Shire may not achieve the best value for money. This could result in higher costs and inefficient use of rate payer funds.

### Recommendation

We recommend that the Shire utilise loans for the purposes they are approved for.

Additionally, we recommend that the Shire's procurement is done in line with Shire's policy.

### Management comment

*Noted and additional governance has been placed into these areas in 24/25.*

**Responsible person:** Aaron Cook (Acting Chief Executive Officer)

**Completion date:** 31/12/2025

## 7. Incorrect accounting treatment for Capital Grant Revenue Finding

During the audit, we observed that management did not conduct a proper revenue assessment on all funding arrangement as required by accounting standards AASB 15 *Revenue from contracts with customers* and AASB 1058 *Income of Not-for-Profit Entities*. Management recorded all funding arrangement as revenue at the time of receipt, without evaluating it under the appropriate standards. This resulted in an overstatement of capital grants revenue by \$0.6 million, which has since been adjusted by management.

**Rating: Moderate**

### Implication

By recording the funding arrangement as revenue at the time of receipt without proper assessment, there was an overstatement of capital grants revenue. Such misstatements can adversely affect the accuracy and reliability of the Shire's financial records.

**Recommendation**

We recommend that Shire maintains a grant register which records relevant information that facilitate proper assessment of the revenue recognition of its grants to comply with the requirements of the Accounting Standards. This should include the name of the grant, key terms and conditions, opening balance, grants amounts received during the year, expended amounts and grant's closing balance. Further, the revenue recognition assessment should be conducted as soon as the grant is received to ensure timely recognition of the grants.

**Management comment**

*Agreed that Grant register will be maintained and the following measures to be implemented*

- 1. Document the assessment of how Shire will recognize the revenue form Grants and contributions under ASSB and complete a detailed revenue recognitions assessment of revenue streams and*
- 2. Perform reconciliations of contract/liability balances at each month's end.*

**Responsible person:** Aaron Cook (Acting Chief Executive Officer)  
**Completion date:** 31/12/2025

**8. Commercial Agreement lacking clarity Finding**

We noted that the Shire has entered into a rental agreement with Vestone Capital Pty Ltd in 2023 to fund the construction of 100 rooms and two laundry facilities at the Shire's Bluebush village facility. The agreement involves a payment of \$4,307,919 (excluding GST) over three years, followed by a payment of "fair market value" at the end of the lease period. The agreement is recorded as a finance lease within the books. It is normal for the ownership of the asset to pass to the Shire after the end of the finance lease.

Our review of the agreement noted that while other terms of the financing agreement appeared reasonable, the clause relating to the payment of a "fair market value" at the end of the agreement exposes the Shire to significant financial risk. While we noted correspondence between the Shire's representative (Uniqco) and Vestone suggesting the Shire's expectation of a peppercorn value at the end of the term, no documentation was provided for our audit

After us raising the matter with management, the Shire has now provided email correspondence from Vestone confirming that transfer of ownership for \$1 at the end of the lease.

**Rating:** **Moderate**

**Implication**

If agreements are not validly executed, they may expose the Shire to financial risks in the case of any future disputes. In its initial form, the above arrangement exposed the Shire to possible financial loss due to potentially excessive payments for the assets.

**Recommendation**

We recommend that the Shire only sign agreements after ensuring that they reflect all the intended outcomes and safeguard the interests of ratepayers.

**Management comment**

*Agree with the recommendation and additional governance has been placed into this area.*

**Responsible person:** Aaron Cook (Acting Chief Executive Officer)  
**Completion date:** 31/12/2025

### 9. Incorrect Depreciation Charge Finding

During our testing of the depreciation expense, we noted that the Shire did not consider the information relevant to depreciation of assets as provided by independent external valuer in their 2023 valuation report.

Specifically, subclasses of infrastructure assets were grouped together and subjected to a uniform depreciation rate, without considering the individual useful life of each asset which was available from the valuation. This resulted in an over-depreciation of \$0.7 million for 2023-24. This error has subsequently been corrected.

**Rating:** Moderate

#### Implication

The incorrect grouping of infrastructure asset subclasses and applying a uniform depreciation rate (rather than to individual asset subclasses) may led to a material misstatement, affecting the reliability and accuracy of the depreciation recognised in the financial statements.

#### Recommendation

We recommend the Shire calculates the depreciation charge for each asset separately, using the remaining useful life of the asset including where applicable as provided by independent external valuer.

#### Management comment

*Agreed to Auditors recommendation and we have adjusted the remaining useful life of assets in the Fixed Assets register.*

**Responsible Person:** Aaron Cook (Acting Chief Executive Officer)  
**Completion Date:** 31/12/2025

### 10. Discounts for room rate without authorisation Finding

During revenue testing, we observed that the charge-out rates for the Bluebush Village accommodation were discounted from the rates included in the signed agreements with Karora Resources and Goldfields St Ives. This variation was negotiated via email rather than through a formal variation agreement. Further, the email correspondence was not conducted with the authorised signatories from those companies.

Management is also required to report any variations to the council, and those exceeding 10% need prior council approval. The ex-CEO advised us that the Council was verbally advised of the discounts, however, upon review of the council minutes, we could not sight the reporting of the variations, which were 10% of the contracted rate.

**Rating:** Moderate

#### Implication

Discounts given without appropriate delegation or authorisation will result in a financial loss to the Shire. Further, contract changes not formalised with authorised signatories may not be enforceable and may result in future disputes.

**Recommendation**

We recommend that any variation to commercial agreements should be appropriately formalised with authorised signatories only to ensure that these are validly executed and enforceable.

Management should also report all variations to the Council as required by Shire policy.

**Management comment**

*A policy is in place to allow discounted rates at discretion of the CEO and additional governance has been implemented into this area.*

**Responsible person:** Aaron Cook (Acting Chief Executive Officer)  
**Completion date:** 31/12/2025

**11. Accounting entries without the supporting documents Finding**

During our testing of accounts receivables, we noted two debtors related to grants, amounting to \$585k, were invoiced without any supporting documentation. Upon our inquiry, we were advised that these should not have been raised as debtors. These invoices were subsequently reversed.

**Rating: Moderate Implication**

Recording entries in the system without sufficient supporting documentation could result in misstatement of transactions recorded in the financial statements.

**Recommendation**

We recommend that the Shire records financial transactions with the relevant documentation to validate the respective accounting entries. Recorded entries should be subject to a review process to confirm accurately and completeness of the transactions.

**Management comment**

*Agreed with Auditors observation and the Finance team are aware of this and will ensure that all accounting entries are documented. Staff are already required to attach sufficient evidence to all entries.*

**Responsible person:** Aaron Cook (Acting Chief Executive Officer)  
**Completion date:** 31/12/2025

**12. Portable and attractive assets register not maintained Finding**

We note the Shire does not have a formal policy in place to record and monitor portable and attractive assets valued under \$5,000. Furthermore, it was noted that the Shire does not have a policy in place to dispose and record the disposals of these assets.

Under the Local Government (Financial Management) Regulations 1996 - Reg 17B, "A local government must take all reasonable steps to prevent the theft or loss of a non-consumable asset that is susceptible to theft or loss due to its portable nature and attractiveness for personal use or resale".

**Rating: Minor Implication**

Portable and attractive assets may be lost or stolen if the Shire has inadequate controls in place to monitor and track these assets.

**Recommendation**

The Shire should implement a formal policy to ensure that the attractive and portable asset register is updated in a timely manner to monitor and track these assets.

**Management comment**

*Agree with the recommendation and a draft policy is in place as at 24/25 from this recommendation.*

**Responsible person:** Aaron Cook (Acting Chief Executive Officer)  
**Completion date:** 31/12/2025

**CONSULTATION**

RSM

Office Auditor General

External Contractor

**STATUTORY ENVIRONMENT****Local Government Act 1995****6.4. Financial report**

- (1) A local government is to prepare an annual financial report for the preceding financial year and such other financial reports as are prescribed.
- (2) The financial report is to —
  - (a) be prepared and presented in the manner and form prescribed; and
  - (b) contain the prescribed information.
- (3) By 30 September following each financial year or such extended time as the Minister allows, a local government is to submit to its auditor —
  - (a) the accounts of the local government, balanced up to the last day of the preceding financial year; and
  - (b) the annual financial report of the local government for the preceding financial year.

**7.9. Audit to be conducted**

- (1) An auditor is required to examine the accounts and annual financial report submitted for audit and, by the 31 December next following the financial year to which the accounts and report relate or such later date as may be prescribed, to prepare a report thereon and forward a copy of that report to —
  - (a) the mayor or president; and
  - (b) the CEO of the local government; and
  - (c) the Minister.
- (2) Without limiting the generality of subsection (1), where the auditor considers that —
  - (a) there is any error or deficiency in an account or financial report submitted for audit; or

- (b) any money paid from, or due to, any fund or account of a local government has been or may have been misapplied to purposes not authorised by law; or
- (c) there is a matter arising from the examination of the accounts and annual financial report that needs to be addressed by the local government,

details of that error, deficiency, misapplication or matter, are to be included in the report by the auditor.

- (3) The Minister may direct the auditor of a local government to examine a particular aspect of the accounts and the annual financial report submitted for audit by that local government and to —
  - (a) prepare a report thereon; and
  - (b) forward a copy of that report to the Minister,and that direction has effect according to its terms.
- (4) If the Minister considers it appropriate to do so, the Minister is to forward a copy of the report referred to in subsection (3), or part of that report, to the CEO of the local government.

#### **7.12A. Duties of local government with respect to audits**

- (1) A local government is to do everything in its power to —
  - (a) assist the auditor of the local government to conduct an audit and carry out the auditor's other duties under this Act in respect of the local government; and
  - (b) ensure that audits are conducted successfully and expeditiously.
- (2) Without limiting the generality of subsection (1), a local government is to meet with the auditor of the local government at least once in every year.
- (3) A local government must —
  - (aa) examine an audit report received by the local government; and
  - (a) determine if any matters raised by the audit report, require action to be taken by the local government; and
  - (b) ensure that appropriate action is taken in respect of those matters.
- (4) A local government must —
  - (a) prepare a report addressing any matters identified as significant by the auditor in the audit report, and stating what action the local government has taken or intends to take with respect to each of those matters; and
  - (b) give a copy of that report to the Minister within 3 months after the audit report is received by the local government.
- (5) Within 14 days after a local government gives a report to the Minister under subsection (4)(b), the CEO must publish a copy of the report on the local government's official website.

#### **5.54. Acceptance of annual reports**

- (1) Subject to subsection (2), the annual report for a financial year is to be accepted\* by the local government no later than 31 December after that financial year.

*\* Absolute majority required.*

- (2) If the auditor's report is not available in time for the annual report for a financial year to be accepted by 31 December after that financial year, the annual report is to be accepted by the local government no later than 2 months after the auditor's report becomes available.

### Local Government (Audit) Regulations 1996

#### 10. Report by auditor

- (1) An auditor's report is to be forwarded to the persons specified in section 7.9(1) within 30 days of completing the audit.
- (2) The report is to give the auditor's opinion on —
  - (a) the financial position of the local government; and
  - (b) the results of the operations of the local government.
- (3) The report is to include —
  - (a) any material matters that in the opinion of the auditor indicate significant adverse trends in the financial position or the financial management practices of the local government; and
  - (b) any matters indicating non-compliance with Part 6 of the Act, the *Local Government (Financial Management) Regulations 1996* or applicable financial controls in any other written law; and
  - (c) details of whether information and explanations were obtained by the auditor; and
  - (d) a report on the conduct of the audit; and
  - (e) the opinion of the auditor as to whether or not the following financial ratios included in the annual financial report are supported by verifiable information and reasonable assumptions —
    - (i) the asset consumption ratio; and
    - (ii) the asset renewal funding ratio.

(4A) In subregulation (3)(e) —

**asset consumption ratio** has the meaning given in the *Local Government (Financial Management) Regulations 1996* regulation 50(2);

**asset renewal funding ratio** has the meaning given in the *Local Government (Financial Management) Regulations 1996* regulation 50(2).

- (4) Where it is considered by the auditor to be appropriate to do so, the auditor is to prepare a management report to accompany the auditor's report and to forward a copy of the management report to the persons specified in section 7.9(1) with the auditor's report.

### Local Government (Financial Management) Regulations 1996

#### 17A. Assets, valuation of for financial reports etc.

- (1) In this regulation —

**carrying amount**, in relation to an asset, means the carrying amount of the asset determined in accordance with the AAS;

**fair value**, in relation to an asset, means the fair value of the asset measured in accordance with the AAS.

- (2) Subject to sub regulation (3), the value of an asset shown in a local government's financial reports must be the fair value of the asset.
- (3) A local government must show in each financial report —
- (a) for the financial year ending on 30 June 2013, the fair value of all of the assets of the local government that are plant and equipment; and
  - (b) for the financial year ending on 30 June 2014, the fair value of all of the assets of the local government —
    - (i) that are plant and equipment; and
    - (ii) that are —
      - (I) land and buildings; or
      - (II) infrastructure;
- and
- (c) for a financial year ending on or after 30 June 2015, the fair value of all of the assets of the local government.
- (4) A local government must revalue an asset of the local government —
- (a) whenever the local government is of the opinion that the fair value of the asset is likely to be materially different from its carrying amount; and
  - (b) in any event, within a period of at least 3 years but no more than 5 years after the day on which the asset was last valued or revalued.
- (5) An asset is to be excluded from the assets of a local government if the fair value of the asset as at the date of acquisition by the local government is under \$5 000.

*[Regulation 17A inserted by Gazette 20 Apr 2012 p. 1699-700; amended by Gazette 21 Jun 2013 p. 2451; 26 Jun 2018 p. 2388.]*

#### **17B. CEO to take steps to protect excluded portable and attractive assets**

A CEO must take all reasonable steps to prevent the theft or loss of —

- (a) a non-consumable asset that is susceptible to theft or loss due to its portable nature and attractiveness for personal use or resale; and
- (b) an asset referred to in regulation 17A(5).

*[Regulation 17B inserted by Gazette 26 Jun 2018 p. 2388.]*

#### **POLICY IMPLICATIONS**

Investment of Surplus Funds 02

Risk Management 21

#### **FINANCIAL IMPLICATIONS**

Nil

**STRATEGIC IMPLICATIONS****Accountable and effective leaders**

High quality corporate governance, accountability and compliance

**ATTACHMENTS**

1. **2023/24 Annual Financial Statements**
2. **OAG Audit Opinion**
3. **Auditors Closing Report**
4. **Audit Findings & Management Response Report**
5. **Transmittal Letter**

**VOTING REQUIREMENT**

Absolute Majority

**OFFICER RECOMMENDATION**

That the Audit Committee:

1. **Recommend Council receive the Chief Executive Officer response to the Audit Report for the period ending 30 June 2024 dated 18 June 2025**
2. **Receive the Management Action Report as attached and recommend the Report be received by Council**
3. **Recommend Council receive the Audit Management Action Report dated 18 June 2025**
4. **Recommend Council adopts the Annual Financial Report and OAG Audit Report for the year ended 30 June 2024**
5. **Recommend to Council that the action report be forwarded to the Minister in accordance with s 7.12A (4) of the Local Government Act 1995.**
6. **That the audit report and action report be published on the Shire's website with 14 days in accordance with s 7.12A (5) of the Local Government Act 1995.**

**SHIRE OF COOLGARDIE**  
**FINANCIAL REPORT**  
**FOR THE YEAR ENDED 30 JUNE 2024**

**TABLE OF CONTENTS**

Statement by Chief Executive Officer	2
Statement of Comprehensive Income	3
Statement of Financial Position	4
Statement of Changes in Equity	5
Statement of Cash Flows	6
Statement of Financial Activity	7
Index of Notes to the Financial Report	8
Independent Auditor's Report	42

The Shire of Coolgardie conducts the operations of a local government with the following community vision:

*A connected, progressive & welcoming community*

Principal place of business:  
Irish Mulga Drive  
Kambala WA 6442



**SHIRE OF COOLGARDIE  
FINANCIAL REPORT  
FOR THE YEAR ENDED 30 JUNE 2024**

*Local Government Act 1995  
Local Government (Financial Management) Regulations 1996*

**STATEMENT BY CEO**

The accompanying financial report of the Shire of Coolgardie has been prepared in compliance with the provisions of the *Local Government Act 1995* from proper accounts and records to present fairly the financial transactions for the reporting period ended 30 June 2024 and the financial position as at 30 June 2024.

At the date of signing this statement the particulars included in the financial report are not misleading or inaccurate.

Signed on the 18th day of June 2025

  
\_\_\_\_\_  
Acting CEO

  
\_\_\_\_\_  
Aaron Cook



SHIRE OF COOLGARDIE  
STATEMENT OF COMPREHENSIVE INCOME  
FOR THE YEAR ENDED 30 JUNE 2024

	NOTE	2024 Actual \$	2024 Budget \$	2023 Actual \$
<b>Revenue</b>				
Rates	2(a),27	10,357,694	10,762,369	9,448,651
Grants, subsidies and contributions	2(a)	3,599,770	3,595,610	3,560,928
Fees and charges	2(a)	14,283,159	22,044,636	8,646,989
Interest revenue	2(a)	61,146	73,600	32,880
Other revenue	2(a)	1,464,467	282,141	1,511,444
		<u>29,766,236</u>	<u>36,758,356</u>	<u>23,200,892</u>
<b>Expenses</b>				
Employee costs	2(b)	(6,945,135)	(6,876,541)	(5,829,649)
Materials and contracts		(12,449,779)	(13,472,087)	(8,572,285)
Utility charges		(1,211,362)	(1,701,870)	(992,625)
Depreciation		(10,784,166)	(5,074,472)	(4,526,396)
Finance costs		(1,747,065)	(1,998,599)	(696,595)
Insurance		(396,038)	(419,248)	(413,258)
Other expenditure	2(b)	(1,683,421)	(1,517,887)	(2,744,313)
		<u>(35,216,966)</u>	<u>(31,060,704)</u>	<u>(23,775,121)</u>
		(5,450,730)	5,697,652	(574,229)
Capital grants, subsidies and contributions	2(a)	650,573	25,224,741	1,037,819
Profit on asset disposals		180,071	192,500	51,857
Fair value adjustments to financial assets at fair value through profit or loss	4	2,102	0	4,607
		<u>832,746</u>	<u>25,417,241</u>	<u>1,094,283</u>
<b>Net result for the period</b>		<b>(4,617,984)</b>	<b>31,114,893</b>	<b>520,054</b>
<b>Other comprehensive (loss) / income for the period</b>				
<i>Items that will not be reclassified subsequently to profit or loss</i>				
Changes in asset revaluation surplus	18	(184,049)	0	4,527,875
<b>Total other comprehensive (loss) / income for the period</b>		<b>(184,049)</b>	<b>0</b>	<b>4,527,875</b>
<b>Total comprehensive (loss) / income for the period</b>		<b>(4,802,033)</b>	<b>31,114,893</b>	<b>5,047,929</b>

This statement is to be read in conjunction with the accompanying notes.



SHIRE OF COOLGARDIE  
STATEMENT OF FINANCIAL POSITION  
AS AT 30 JUNE 2024

	NOTE	2024 \$	2023 \$
<b>CURRENT ASSETS</b>			
Cash and cash equivalents	3(a)	1,521,748	1,514,040
Trade and other receivables	5	1,988,580	2,592,314
Inventories	6	12,946	14,418
Other assets	7	36,033	288,798
<b>TOTAL CURRENT ASSETS</b>		<b>3,559,307</b>	<b>4,409,570</b>
<b>NON-CURRENT ASSETS</b>			
Trade and other receivables	5	262,620	148,809
Other financial assets	4	103,964	101,862
Property, plant and equipment	8	39,147,083	48,814,646
Infrastructure	9	118,649,787	123,526,605
Right-of-use assets	11(a)	3,572,254	1,301,859
Investment property	12	23,489,361	0
<b>TOTAL NON-CURRENT ASSETS</b>		<b>185,225,069</b>	<b>173,893,781</b>
<b>TOTAL ASSETS</b>		<b>188,784,376</b>	<b>178,303,351</b>
<b>CURRENT LIABILITIES</b>			
Trade and other payables	13	6,811,339	3,201,912
Other liabilities	14	1,198,004	577,369
Lease liabilities	11(b)	1,904,377	345,541
Borrowings	15	7,305,550	4,280,225
Employee related provisions	16	336,477	412,085
Other provisions	17	214,203	0
<b>TOTAL CURRENT LIABILITIES</b>		<b>17,769,950</b>	<b>8,817,132</b>
<b>NON-CURRENT LIABILITIES</b>			
Lease liabilities	11(b)	2,207,447	1,092,402
Borrowings	15	19,075,235	14,094,727
Employee related provisions	16	137,572	86,934
Other provisions	17	4,699,754	4,515,705
<b>TOTAL NON-CURRENT LIABILITIES</b>		<b>26,120,008</b>	<b>19,789,768</b>
<b>TOTAL LIABILITIES</b>		<b>43,889,958</b>	<b>28,606,900</b>
<b>NET ASSETS</b>		<b>144,894,418</b>	<b>149,696,451</b>
<b>EQUITY</b>			
Retained surplus		54,025,403	58,660,421
Reserve accounts	30	257,825	240,791
Revaluation surplus	18	90,611,190	90,795,239
<b>TOTAL EQUITY</b>		<b>144,894,418</b>	<b>149,696,451</b>

This statement is to be read in conjunction with the accompanying notes.



SHIRE OF COOLGARDIE  
STATEMENT OF CHANGES IN EQUITY  
FOR THE YEAR ENDED 30 JUNE 2024

	NOTE	RETAINED SURPLUS \$	RESERVE ACCOUNTS \$	REVALUATION SURPLUS \$	TOTAL EQUITY \$
<b>Balance as at 1 July 2022</b>		<b>58,143,286</b>	<b>237,872</b>	<b>86,267,364</b>	<b>144,648,522</b>
Comprehensive income for the period					
Net result for the period		520,054	0	0	520,054
Other comprehensive income for the period	18	0	0	4,527,875	4,527,875
Total comprehensive income for the period		520,054	0	4,527,875	5,047,929
Transfers to reserve accounts	30	(2,919)	2,919	0	0
<b>Balance as at 30 June 2023</b>		<b>58,660,421</b>	<b>240,791</b>	<b>90,795,239</b>	<b>149,696,451</b>
Comprehensive loss for the period					
Net result for the period		(4,617,984)	0	0	(4,617,984)
Other comprehensive loss for the period	18	0	0	(184,049)	(184,049)
Total comprehensive loss for the period		(4,617,984)	0	(184,049)	(4,802,033)
Transfers to reserve accounts	30	(17,034)	17,034	0	0
<b>Balance as at 30 June 2024</b>		<b>54,025,403</b>	<b>257,825</b>	<b>90,611,190</b>	<b>144,894,418</b>

This statement is to be read in conjunction with the accompanying notes.



SHIRE OF COOLGARDIE  
STATEMENT OF CASH FLOWS  
FOR THE YEAR ENDED 30 JUNE 2024

NOTE	2024 Actual \$	2023 Actual \$
<b>CASH FLOWS FROM OPERATING ACTIVITIES</b>		
<b>Receipts</b>		
Rates	10,635,763	9,440,151
Grants, subsidies and contributions	3,578,710	2,941,541
Fees and charges	14,281,824	8,625,025
Interest revenue	61,146	32,880
Goods and services tax received	2,443,070	2,649,572
Other revenue	1,464,467	1,511,444
	<u>32,464,980</u>	<u>25,200,613</u>
<b>Payments</b>		
Employee costs	(6,804,008)	(5,810,825)
Materials and contracts	(8,603,534)	(9,767,739)
Utility charges	(1,211,362)	(992,625)
Finance costs	(1,747,065)	(696,650)
Insurance paid	(396,038)	(413,258)
Goods and services tax paid	(2,372,999)	(2,609,534)
Other expenditure	(1,683,421)	(2,744,313)
	<u>(22,818,427)</u>	<u>(23,034,944)</u>
<b>Net cash provided by operating activities</b>	<b>9,646,553</b>	<b>2,165,669</b>
<b>CASH FLOWS FROM INVESTING ACTIVITIES</b>		
Payments for purchase of property, plant & equipment	8(a) (16,264,732)	(10,625,895)
Payments for construction of infrastructure	9(a) (1,870,613)	(5,382,699)
Capital grants, subsidies and contributions	1,500,911	3,015,408
Proceeds from sale of property, plant & equipment	239,500	100,405
<b>Net cash (used in) investing activities</b>	<b>(16,394,934)</b>	<b>(12,892,781)</b>
<b>CASH FLOWS FROM FINANCING ACTIVITIES</b>		
Repayment of borrowings	29(a) (4,226,698)	(3,450,825)
Payments for principal portion of lease liabilities	29(e) (1,249,744)	(312,897)
Proceeds from new borrowings	29(a) 11,750,000	13,100,000
Repayment of overdraft	29(d) (1,320,000)	0
Proceeds from overdraft	29(d) 1,802,531	1,000,000
<b>Net cash provided by financing activities</b>	<b>6,756,089</b>	<b>10,336,278</b>
<b>Net increase (decrease) in cash held</b>	<b>7,708</b>	<b>(390,834)</b>
Cash at beginning of year	1,514,040	1,904,874
<b>Cash and cash equivalents at the end of the year</b>	<b>3(b) 1,521,748</b>	<b>1,514,040</b>

This statement is to be read in conjunction with the accompanying notes.



SHIRE OF COOLGARDIE  
STATEMENT OF FINANCIAL ACTIVITY  
FOR THE YEAR ENDED 30 JUNE 2024

NOTE	2024 Actual \$	2024 Budget \$	2023 Actual \$	
<b>OPERATING ACTIVITIES</b>				
<b>Revenue from operating activities</b>				
General rates	27	10,357,694	10,762,369	9,448,651
Grants, subsidies and contributions		3,599,770	3,595,610	3,560,928
Fees and charges		14,283,159	22,044,636	8,646,989
Interest revenue		61,146	73,600	32,880
Other revenue		1,464,467	282,141	1,511,444
Profit on asset disposals		180,071	192,500	51,857
Fair value adjustments to financial assets at fair value through profit or loss	4	2,102	0	4,607
		<u>29,948,409</u>	<u>36,950,856</u>	<u>23,257,356</u>
<b>Expenditure from operating activities</b>				
Employee costs		(6,945,135)	(6,876,541)	(5,829,649)
Materials and contracts		(12,449,779)	(13,472,087)	(8,572,285)
Utility charges		(1,211,362)	(1,701,870)	(992,625)
Depreciation		(10,784,166)	(5,074,472)	(4,526,396)
Finance costs		(1,747,065)	(1,998,599)	(696,595)
Insurance		(396,038)	(419,248)	(413,258)
Other expenditure		(1,683,421)	(1,517,887)	(2,744,313)
		<u>(35,216,966)</u>	<u>(31,060,704)</u>	<u>(23,775,121)</u>
Non cash amounts excluded from operating activities	28(a)	10,076,542	4,881,972	6,751,494
<b>Amount attributable to operating activities</b>		<u>4,807,985</u>	<u>10,772,124</u>	<u>6,233,729</u>
<b>INVESTING ACTIVITIES</b>				
<b>Inflows from investing activities</b>				
Capital grants, subsidies and contributions		650,573	25,224,741	1,037,819
Proceeds from disposal of assets		239,500	264,500	100,405
		<u>890,073</u>	<u>25,489,241</u>	<u>1,138,224</u>
<b>Outflows from investing activities</b>				
Right of use assets received - non cash	11(a)	(3,923,625)	0	(313,626)
Purchase of property, plant and equipment	8(a)	(16,264,732)	(20,037,652)	(10,625,895)
Purchase and construction of infrastructure	9(a)	(1,870,613)	(28,033,684)	(5,382,699)
		<u>(22,058,970)</u>	<u>(48,071,336)</u>	<u>(16,322,220)</u>
Non-cash amounts excluded from investing activities	28(b)	3,923,625	0	313,626
<b>Amount attributable to investing activities</b>		<u>(17,245,272)</u>	<u>(22,582,095)</u>	<u>(14,870,370)</u>
<b>FINANCING ACTIVITIES</b>				
<b>Inflows from financing activities</b>				
Proceeds from borrowings	29(a)	11,750,000	14,750,000	13,100,000
Proceeds from overdraft	29(d)	1,802,531	0	1,000,000
Proceeds from new leases - non cash	29(e)	3,923,625	4,065,000	308,093
Transfers from reserve accounts	30	0	130,000	0
		<u>17,476,156</u>	<u>18,945,000</u>	<u>14,408,093</u>
<b>Outflows from financing activities</b>				
Repayment of borrowings	29(a)	(4,226,698)	(5,414,071)	(3,450,825)
Repayment of overdraft	29(d)	(1,320,000)	0	0
Payments for principal portion of lease liabilities	29(e)	(1,249,744)	(1,174,878)	(312,897)
Transfers to reserve accounts	30	(17,034)	(49,600)	(2,919)
		<u>(6,813,476)</u>	<u>(6,638,549)</u>	<u>(3,766,641)</u>
Non-cash amounts excluded from financing activities	28(c)	(3,923,625)	0	(308,093)
<b>Amount attributable to financing activities</b>		<u>6,739,055</u>	<u>12,306,451</u>	<u>10,333,359</u>
<b>MOVEMENT IN SURPLUS OR DEFICIT</b>				
Surplus or deficit at the start of the financial year	28(d)	439,691	(471,986)	(1,257,027)
Amount attributable to operating activities		4,807,985	10,772,124	6,233,729
Amount attributable to investing activities		(17,245,272)	(22,582,095)	(14,870,370)
Amount attributable to financing activities		6,739,055	12,306,451	10,333,359
<b>Surplus or deficit after imposition of general rates</b>	28(d)	<u>(5,258,541)</u>	<u>24,494</u>	<u>439,691</u>

This statement is to be read in conjunction with the accompanying notes.



**SHIRE OF COOLGARDIE  
FOR THE YEAR ENDED 30 JUNE 2024  
INDEX OF NOTES TO THE FINANCIAL REPORT**

Note 1	Basis of Preparation	9
Note 2	Revenue and Expenses	10
Note 3	Cash and Cash Equivalents	12
Note 4	Other Financial Assets	12
Note 5	Trade and Other Receivables	13
Note 6	Inventories	14
Note 7	Other Assets	14
Note 8	Property, Plant and Equipment	15
Note 9	Infrastructure	17
Note 10	Fixed Assets	19
Note 11	Leases	21
Note 12	Investment Property	22
Note 13	Trade and Other Payables	23
Note 14	Other Liabilities	24
Note 15	Borrowings	25
Note 16	Employee Related Provisions	26
Note 17	Other Provisions	27
Note 18	Revaluation Surplus	28
Note 19	Restrictions Over Financial Assets	29
Note 20	Undrawn Borrowing Facilities and Credit Standby Arrangements	29
Note 21	Contingent Liabilities	30
Note 22	Capital Commitments	30
Note 23	Related Party Transactions	31
Note 24	Joint Arrangements	33
Note 25	Events Occurring After the End of the Reporting Period	34
<b>Information required by legislation</b>		
Note 26	Other Material Accounting Policies	35
Note 27	Rating Information	36
Note 28	Determination of Surplus or Deficit	37
Note 29	Borrowing and Lease Liabilities	38
Note 30	Reserve accounts	41

SHIRE OF COOLGARDIE  
NOTES TO AND FORMING PART OF THE FINANCIAL REPORT  
FOR THE YEAR ENDED 30 JUNE 2024  
1. BASIS OF PREPARATION

The financial report of the Shire of Coolgardie which is a Class 3 local government comprises general purpose financial statements which have been prepared in accordance with the *Local Government Act 1995* and accompanying regulations.

**Local Government Act 1995 requirements**

Section 6 4(2) of the *Local Government Act 1995* read with the *Local Government (Financial Management) Regulations 1996* prescribe that the financial report be prepared in accordance with the *Local Government Act 1995* and, to the extent that they are not inconsistent with the *Local Government Act 1995*, the Australian Accounting Standards. The Australian Accounting Standards (as they apply to local governments and not-for-profit entities) and interpretations of the Australian Accounting Standards Board except for disclosure requirements of:

- AASB 7 Financial Instruments Disclosures
- AASB 16 Leases paragraph 58
- AASB 101 Presentation of Financial Statements paragraph 61
- AASB 107 Statement of Cash Flows paragraphs 43 and 45
- AASB 116 Property, Plant and Equipment paragraph 79
- AASB 137 Provisions, Contingent Liabilities and Contingent Assets paragraph 85
- AASB 140 Investment Property paragraph 75(f)
- AASB 1052 Disaggregated Disclosures paragraph 11
- AASB 1054 Australian Additional Disclosures paragraph 16

The *Local Government (Financial Management) Regulations 1996* specify that vested land is a right-of-use asset to be measured at cost, and is considered a zero cost concessionary lease. All right-of-use assets under zero cost concessionary leases are measured at zero cost rather than at fair value, except for vested improvements on concessionary land leases such as roads, buildings or other infrastructure which continue to be reported at fair value, as opposed to the vested land which is measured at zero cost. The measurement of vested improvements at fair value is a departure from AASB 16 Leases which would have required the Shire to measure any vested improvements at zero cost.

Accounting policies which have been adopted in the preparation of this financial report have been consistently applied unless stated otherwise. Except for cash flow and rate setting information, the financial report has been prepared on the accrual basis and is based on historical costs, modified, where applicable, by the measurement at fair value of selected non-current assets, financial assets and liabilities.

**Critical accounting estimates and judgements**

The preparation of a financial report in conformity with Australian Accounting Standards requires management to make judgements, estimates and assumptions that effect the application of policies and reported amounts of assets and liabilities, income and expenses.

The estimates and associated assumptions are based on historical experience and various other factors that are believed to be reasonable under the circumstances; the results of which form the basis of making the judgements about carrying amounts of assets and liabilities that are not readily apparent from other sources. Actual results may differ from these estimates.

As with all estimates, the use of different assumptions could lead to material changes in the amounts reported in the financial report.

The following are estimates and assumptions that have a significant risk of causing a material adjustment to the carrying amounts of assets and liabilities within the next financial year and further information on their nature and impact can be found in the relevant note:

- Fair value measurement of assets carried at reportable value including:
  - Property, plant and equipment - note 8
  - Infrastructure - note 9
- Expected credit losses on financial assets - note 5
- Investment property - note 12
- Measurement of employee benefits - note 16
- Measurement of provisions - note 17

Fair value hierarchy information can be found in note 26

**The local government reporting entity**

All funds through which the Shire controls resources to carry on its functions have been included in the financial statements forming part of this financial report.

All monies held in the Trust Fund are excluded from the financial statements.

**Initial application of accounting standards**

During the current year, the following new or revised Australian Accounting Standards and Interpretations were applied for the first time:

- AASB 2021-2 Amendments to Australian Accounting Standards - Disclosure of Accounting Policies or Definition of Accounting Estimates

This standard resulted in terminology changes relating to material accounting policies (formerly referred to as significant accounting policies).

**New accounting standards for application in future years**

The following new accounting standards will have application to local government in future years:

- AASB 2014-10 Amendments to Australian Accounting Standards - Sale or Contribution of Assets between an Investor and its Associate or Joint Venture
  - AASB 2020-1 Amendments to Australian Accounting Standards - Classification of Liabilities as Current or Non-Current
  - AASB 2021-7c Amendments to Australian Accounting Standards - Effective Date of Amendments to AASB 10 and AASB 128 and Editorial Corrections (deferred AASB 10 and AASB 128 amendments in AASB 2014-10 apply)
  - AASB 2022-5 Amendments to Australian Accounting Standards - Lease Liability in a Sale and Leaseback
  - AASB 2022-6 Amendments to Australian Accounting Standards - Non-current Liabilities with Covenants
- These amendments are not expected to have any material impact on the financial report on initial application.
- AASB 2022-10 Amendments to Australian Accounting Standards - Fair Value Measurement of Non-Financial Assets of Not-for-Profit Public Sector Entities

These amendments may result in changes to the fair value of non-financial assets. The impact is yet to be quantified.

- AASB 2023-1 Amendments to Australian Accounting Standards - Supplier Finance Arrangements

These amendments may result in additional disclosures in the case of applicable finance arrangements.

**Going Concern**

The financial report has been prepared on the basis the Shire is a going concern.

As disclosed in the financial statements, the Shire incurred a net loss of \$4,617,984 for the year ended 30 June 2024, and as of that date, the Shire's current liabilities exceeded its current assets by \$14,210,643 and the unrestricted cash balance was overdrawn by \$934,081. The overdrawn unrestricted cash balance reflects the Shire's use of restricted funds (relating to unspent grant monies and infrastructure assets' bank loans, rather than legislatively restricted cash) for its operational activities due to cash shortfalls in the general municipal funds (refer to Note 3)

These conditions indicate a material uncertainty that may cast significant doubt about the ability of the Shire to continue as a going concern. The ability of the Shire to continue as a going concern is dependent on it being able to raise planned rates revenue and/or secure additional funding through borrowings or disposal of assets in the next 12 months, to pursue its normal operations.

The Shire is confident that it will be able to continue as a going concern and meets its liabilities as and when they fall due as a result of the following actions undertaken by the Shire subsequent to the year end and additional options available:

1. Receipt of additional working capital of \$4 million from bank on 28 April 2025;
2. Bank facilities have been renegotiated effective from 1 May 2025 with interest only payments until 28 April 2026;
3. Proposed increase in mining rates expected to increase revenue by \$6 million in 2025-26 subject to Minister approval;
4. The Shire has the capacity to sell some of its non core assets to raise additional working capital as needed, with a portion of the proceeds available for early loan repayments, even though the loans are not due until 28 April 2028, and
5. The ability to curtail discretionary capital (infrastructure) and administration expenditure as and when required.

On the basis, no adjustments have been made to the recoverability or classification of recorded asset amounts or the amounts or classification of liabilities that might be necessary should the Shire not continue as a going concern



SHIRE OF COOLGARDIE  
NOTES TO AND FORMING PART OF THE FINANCIAL REPORT  
FOR THE YEAR ENDED 30 JUNE 2024

2. REVENUE AND EXPENSES

(a) Revenue

Contracts with customers

Recognition of revenue is dependant on the source of revenue and the associated terms and conditions associated with each source of revenue and recognised as follows:

Revenue Category	Nature of goods and services	When obligations typically satisfied	Payment terms	Returns/Refunds/Warranties	Timing of revenue recognition
Grants, subsidies and contributions	Community events, minor facilities, research, design, planning evaluation and services	Over time	Fixed terms transfer of funds based on agreed milestones and reporting	Contract obligation if project not complete	Output method based on project milestones and/or completion date matched to performance obligations
Fees and charges - licences, registrations, approvals	Building, planning, development and animal management.	Single point in time	Full payment prior to issue	None	On payment of the licence, registration or approval
Fees and charges - waste management entry fees	Waste treatment, recycling and disposal service at disposal sites	Single point in time	Payment in advance at gate or on normal trading terms if credit provided	None	On entry to facility
Fees and charges - workers accomodation facilities	Room rental charges	Single point in time	Payment in advance on site or on 15 day credit trading terms if credit provided	None	On entry to facility
Fees and charges - airport landing charges	Permission to use facilities and runway	Single point in time	Monthly in arrears	None	On landing/departure event
Fees and charges - sale of stock	Kiosk and visitor centre stock	Single point in time	In full in advance, on 15 day credit	Refund for faulty goods	At point of sale
Other revenue - private works	Contracted private works	Single point in time	Monthly in arrears	None	At point of service

Consideration from contracts with customers is included in the transaction price.

Revenue Recognition

Revenue recognised during the year under each basis of recognition by nature of goods or services is provided in the table below.

For the year ended 30 June 2024

Nature	Contracts with customers	Capital grant/contributions	Statutory Requirements	Other	Total
	\$	\$	\$	\$	\$
Rates	0	0	10,357,694	0	10,357,694
Grants, subsidies and contributions	2,374,141	0	0	1,225,629	3,599,770
Fees and charges	12,432,168	0	1,161,221	689,770	14,283,159
Interest revenue	0	0	44,113	17,033	61,146
Other revenue	1,269,085	0	0	195,382	1,464,467
Capital grants, subsidies and contributions	0	650,573	0	0	650,573
<b>Total</b>	<b>18,075,394</b>	<b>650,573</b>	<b>11,563,028</b>	<b>2,127,814</b>	<b>30,416,809</b>

For the year ended 30 June 2023

Nature	Contracts with customers	Capital grant/contributions	Statutory Requirements	Other	Total
	\$	\$	\$	\$	\$
Rates	0	0	9,448,651	0	9,448,651
Grants, subsidies and contributions	3,256,237	0	0	304,691	3,560,928
Fees and charges	8,196,585	0	244,119	206,285	8,646,989
Interest revenue	0	0	29,961	2,919	32,880
Other revenue	38,738	0	306,143	1,166,563	1,511,444
Capital grants, subsidies and contributions	0	1,037,819	0	0	1,037,819
<b>Total</b>	<b>11,491,560</b>	<b>1,037,819</b>	<b>10,028,874</b>	<b>1,680,458</b>	<b>24,238,711</b>

SHIRE OF COOLGARDIE  
NOTES TO AND FORMING PART OF THE FINANCIAL REPORT  
FOR THE YEAR ENDED 30 JUNE 2024

2. REVENUE AND EXPENSES (Continued)

(a) Revenue (Continued)

**Interest revenue**

	2024 Actual	2023 Actual
	\$	\$
Interest on reserve account	6,059	2,919
Trade and other receivables overdue interest	44,114	29,961
Other interest revenue	10,973	0
	<b>61,146</b>	<b>32,880</b>

The 2024 original budget estimate in relation to:  
Trade and other receivables overdue interest was \$39,000.

**Fees and charges relating to rates receivable**

Charges on instalment plan	42,417	43,311
----------------------------	--------	--------

The 2024 original budget estimate in relation to:  
Charges on instalment plan was \$44,800.

(b) Expenses

**Auditors remuneration**

- Audit of the Annual Financial Report	63,077	60,500
- Other services – grant acquittals	3,900	3,545
	<b>66,977</b>	<b>64,045</b>

**Employee Costs**

Employee benefit costs	6,819,306	5,393,905
Other employee costs	125,829	435,744
	<b>6,945,135</b>	<b>5,829,649</b>

**Other expenditure**

Accommodation Leasing Costs	38,417	1,873,621
Legal expenses (rates recovery)	209,067	180,813
Provision for health services	431,364	297,578
Sundry expenses	1,004,573	392,301
	<b>1,683,421</b>	<b>2,744,313</b>

SHIRE OF COOLGARDIE  
 NOTES TO AND FORMING PART OF THE FINANCIAL REPORT  
 FOR THE YEAR ENDED 30 JUNE 2024

3. CASH AND CASH EQUIVALENTS

Note	2024	2023
	\$	\$
(a) Total cash and cash equivalents		
Cash at bank and on hand	1,521,748	1,273,240
Term deposits	0	240,800
	<u>1,521,748</u>	<u>1,514,040</u>
Held as		
- Unrestricted cash and cash equivalents*	(934,081)	(2,149,697)
- Restricted cash and cash equivalents	19 2,455,829	3,663,737
	<u>1,521,748</u>	<u>1,514,040</u>

\* The negative unrestricted cash and cash equivalents reflects the Shire's application of its restricted funds for operational purposes.

MATERIAL ACCOUNTING POLICIES

Cash and cash equivalents

Cash and cash equivalents include cash on hand, cash at bank, deposits available on demand with banks and other short term highly liquid investments with original maturities of three months or less that are readily convertible to known amounts of cash and which are subject to an insignificant risk of changes in value.

Bank overdrafts are reported as short term borrowings in current liabilities in the statement of financial position.

Term deposits are presented as cash equivalents if they have a maturity of three months or less from the date of acquisition and are repayable with 24 hours notice with no loss of interest.

Restricted financial assets

Restricted financial asset balances are not available for general use by the local government due to externally imposed restrictions. Restrictions are specified in an agreement, contract or legislation. This applies to reserve accounts, unspent grants, subsidies and contributions and unspent loans that have not been fully expended in the manner specified by the contributor, legislation or loan agreement and for which no liability has been recognised.

4. OTHER FINANCIAL ASSETS

Non-current assets

Financial assets at fair value through profit or loss

	2024	2023
	\$	\$
Financial assets at fair value through profit or loss	103,964	101,862
	<u>103,964</u>	<u>101,862</u>
Financial assets at fair value through profit or loss		
Units in Local Government House Trust - opening balance	101,862	97,255
Movement attributable to fair value increment	2,102	4,607
Units in Local Government House Trust - closing balance	<u>103,964</u>	<u>101,862</u>

Fair value of financial assets at fair value through profit or loss is determined from the net asset value of the units held in the trust at balance date as compiled by WALGA.

MATERIAL ACCOUNTING POLICIES

Financial assets at fair value through profit or loss

The Shire has elected to classify the following financial assets at fair value through profit or loss:

- debt investments which do not qualify for measurement at either amortised cost or fair value through other comprehensive income;
- equity investments which the Shire has elected to recognise as fair value gains and losses through profit or loss.

SHIRE OF COOLGARDIE  
NOTES TO AND FORMING PART OF THE FINANCIAL REPORT  
FOR THE YEAR ENDED 30 JUNE 2024

5. TRADE AND OTHER RECEIVABLES

Note	2024	2023
	\$	\$
<b>Current</b>		
Rates and statutory receivables	937,911	1,205,209
Trade receivables	980,916	1,068,701
GST receivable	28,412	273,243
Allowance for credit losses of rates and statutory receivables	(63,034)	(61,025)
Allowance for credit losses of trade receivables	0	(3,344)
Receivable from joint operation	100,000	100,000
Pensioner Rebates	4,375	9,530
	<b>1,988,580</b>	<b>2,592,314</b>
<b>Non-current</b>		
Rates and statutory receivables	164,120	148,809
Other receivables	98,500	0
	<b>262,620</b>	<b>148,809</b>

Disclosure of opening and closing balances related to contracts with customers

Information about receivables from contracts with customers along with financial assets and associated liabilities arising from transfers to enable the acquisition or construction of recognisable non financial assets is:

Note	30 June 2024 Actual	30 June 2023 Actual
	\$	\$
Trade and other receivables from contracts with customers	1,764,790	1,168,701
Allowance for credit losses of trade receivables	0	(3,344)
Total trade and other receivables from contracts with customers	<b>1,764,790</b>	<b>1,165,357</b>

MATERIAL ACCOUNTING POLICIES

Rates and statutory receivables

Rates and statutory receivables are non-contractual receivables arising from statutory requirements and include amounts due from ratepayers for unpaid rates and service charges and other statutory charges or fines.

Rates and statutory receivables are recognised when the taxable event has occurred and can be measured reliably.

Trade receivables

Trade receivables are amounts receivable from contractual arrangements with customers for goods sold, services performed or grants or contributions with sufficiently specific performance obligations or for the construction of recognisable non financial assets as part of the ordinary course of business.

Other receivables

Other receivables are amounts receivable from contractual arrangements with third parties other than contracts with customers and amounts received as grants for the construction of recognisable non financial assets.

Measurement

Trade and other receivables are recognised initially at the amount of the transaction price, unless they contain a significant financing component, and are to be recognised at fair value.

Classification and subsequent measurement

Receivables which are generally due for settlement within 30 days except rates receivables which are expected to be collected within 12 months are classified as current assets. All other receivables such as, deferred pensioner rates receivable after the end of the reporting period are classified as non-current assets.

Trade and other receivables are held with the objective to collect the contractual cashflows and therefore the Shire measures them subsequently at amortised cost using the effective interest rate method.

Due to the short term nature of current receivables, their carrying amount is considered to be the same as their fair value. Non-current receivables are indexed to inflation, any difference between the face value and fair value is considered immaterial.

SHIRE OF COOLGARDIE  
NOTES TO AND FORMING PART OF THE FINANCIAL REPORT  
FOR THE YEAR ENDED 30 JUNE 2024

6. INVENTORIES

Current

Visitor centre stock

	2024	2023
	\$	\$
Visitor centre stock	12,946	14,418
	12,946	14,418

The following movements in inventories occurred during the year:

Balance at beginning of year

Inventories expensed during the year

Additions to inventory

Balance at end of year

Balance at beginning of year	14,418	11,033
Inventories expensed during the year	(1,750)	(9,045)
Additions to inventory	278	12,430
Balance at end of year	12,946	14,418

**MATERIAL ACCOUNTING POLICIES**

**General**

Inventories are measured at the lower of cost and net realisable value.

Net realisable value is the estimated selling price in the ordinary course of business less the estimated costs of completion and the estimated costs necessary to make the sale.

7. OTHER ASSETS

Other assets - current

Prepayments

Accrued income

	2024	2023
	\$	\$
Prepayments	31,849	255,700
Accrued income	4,184	33,098
	36,033	288,798

**MATERIAL ACCOUNTING POLICIES**

**Other current assets**

Other non-financial assets include prepayments which represent payments in advance of receipt of goods or services or that part of expenditure made in one accounting period covering a term extending beyond that period.

SHIRE OF COOLGARDIE  
NOTES TO AND FORMING PART OF THE FINANCIAL REPORT  
FOR THE YEAR ENDED 30 JUNE 2024

8. PROPERTY, PLANT AND EQUIPMENT

(a) Movements in Balances

Movement in the balances of each class of property, plant and equipment between the beginning and the end of the current financial year.

	Assets not subject to operating lease			Total Property				Plant and equipment		Total property, plant and equipment
	Land	Buildings - non-specialised		Land	Buildings - non-specialised		Total Property	Furniture and equipment	Plant and equipment	
		\$	\$		\$	\$				
<b>Balance at 1 July 2022</b>	2,093,000	1,300,000	34,322,057	2,093,000	1,300,000	34,322,057	37,715,057	269,073	1,455,295	39,439,425
Additions	79,633	23,240	10,263,176	79,633	23,240	10,263,176	10,366,049	95,551	164,295	10,625,895
Disposals	0	0	0	0	0	0	0	0	(48,548)	(48,548)
Depreciation	0	(28,413)	(870,067)	0	(28,413)	(870,067)	(898,480)	(61,931)	(241,715)	(1,202,126)
<b>Balance at 30 June 2023</b>	2,172,633	1,294,827	43,715,166	2,172,633	1,294,827	43,715,166	47,182,626	302,693	1,329,327	48,814,646
<b>Comprises:</b>										
Gross balance amount at 30 June 2023	2,172,633	1,420,770	48,371,439	2,172,633	1,420,770	48,371,439	51,964,842	941,377	2,533,085	55,439,304
Accumulated depreciation at 30 June 2023	0	(125,943)	(4,656,273)	0	(125,943)	(4,656,273)	(4,782,216)	(638,684)	(1,203,758)	(6,624,658)
<b>Balance at 30 June 2023</b>	2,172,633	1,294,827	43,715,166	2,172,633	1,294,827	43,715,166	47,182,626	302,693	1,329,327	48,814,646
Additions	0	960,473	14,235,688	0	960,473	14,235,688	15,196,161	104,821	963,750	16,264,732
Disposals	0	0	0	0	0	0	0	0	(59,429)	(59,429)
Depreciation	0	(28,876)	(1,944,306)	0	(28,876)	(1,944,306)	(1,973,182)	(94,870)	(315,453)	(2,383,505)
Transfers*	0	0	(23,489,361)	0	0	(23,489,361)	(23,489,361)	0	0	(23,489,361)
<b>Balance at 30 June 2024 *</b>	2,172,633	2,226,424	32,517,187	2,172,633	2,226,424	32,517,187	36,916,244	312,644	1,918,195	39,147,083
<b>Comprises:</b>										
Gross balance amount at 30 June 2024	2,172,633	2,381,244	39,117,765	2,172,633	2,381,244	39,117,765	43,671,642	1,046,198	3,300,827	48,018,667
Accumulated depreciation at 30 June 2024	0	(154,820)	(6,600,578)	0	(154,820)	(6,600,578)	(6,755,398)	(733,554)	(1,382,632)	(8,871,584)
<b>Balance at 30 June 2024 *</b>	2,172,633	2,226,424	32,517,187	2,172,633	2,226,424	32,517,187	36,916,244	312,644	1,918,195	39,147,083

\* Property, Plant & Equipment worth \$23,489,361 was transferred to Investment Property (Note 12) upon full completion.

SHIRE OF COOLGARDIE  
 NOTES TO AND FORMING PART OF THE FINANCIAL REPORT  
 FOR THE YEAR ENDED 30 JUNE 2024

8. PROPERTY, PLANT AND EQUIPMENT (Continued)

(b) Carrying Amount Measurements

Asset Class	Fair Value Hierarchy	Valuation Technique	Basis of Valuation	Date of Last Valuation	Inputs Used
<b>(i) Fair Value - as determined at the last valuation date</b>					
<b>Land and buildings</b>					
Land	2	Market approach using recent observable market data for similar properties	Independent Registered Valuer	June 2022	Price per hectare, with reference to current zoning of land. Market values were used unless there were some restrictions or other factors associated with the land.
Buildings - non-specialised	2	Market approach using recent observable market data for similar properties	Independent Registered Valuer	June 2022	Observable open market values of similar assets adjusted for condition and comparability at the highest and best use
Buildings - specialised	3	Cost approach using depreciated replacement cost	Independent Registered Valuer	June 2022	Construction costs based on recent contract prices, current condition, residual values and remaining useful life assessments

Level 3 inputs are based on assumptions with regards to future values and patterns of consumption utilising current information. If the basis of these assumptions were varied, they have the potential to result in a significantly higher or lower fair value measurement.

During the period there were no changes in the valuation techniques used by the local government to determine the fair value of property, plant and equipment using either level 2 or level 3 inputs. The valuation techniques applied to property subject to lease was the same as that applied to property not subject to lease.

SHIRE OF COOLGARDIE  
NOTES TO AND FORMING PART OF THE FINANCIAL REPORT  
FOR THE YEAR ENDED 30 JUNE 2024

9. INFRASTRUCTURE

(a) Movements in Balances

Movement in the balances of each class of infrastructure between the beginning and the end of the current financial year.

	Infrastructure - roads	Infrastructure - footpaths	Infrastructure - drainage	Infrastructure - parks and ovals	Infrastructure - sewerage	Infrastructure - other	Infrastructure - landfill assets	Total Infrastructure
	\$	\$	\$	\$	\$	\$	\$	\$
<b>Balance at 1 July 2022</b>	93,516,445	2,645,135	1,199,407	2,846,715	3,016,902	11,568,458	1,280,557	116,073,619
Additions	1,988,343	0	30,551	171,438	229,266	755,882	2,207,219	5,382,699
Revaluation increments / (decrements) transferred to revaluation surplus	5,849,361	(587,616)	(233,995)	0	0	0	0	5,027,750
Depreciation	(2,009,405)	(86,489)	(35,500)	(105,514)	(32,018)	(266,739)	(421,798)	(2,957,463)
<b>Balance at 30 June 2023</b>	99,344,744	1,971,030	960,463	2,912,639	3,214,150	12,057,601	3,065,978	123,526,605
<b>Comprises:</b>								
Gross balance at 30 June 2023	161,887,658	6,160,163	2,218,153	3,821,967	3,398,680	13,109,633	4,087,316	194,683,570
Accumulated depreciation at 30 June 2023	(62,542,914)	(4,189,133)	(1,257,690)	(909,328)	(184,530)	(1,052,032)	(1,021,338)	(71,156,965)
<b>Balance at 30 June 2023</b>	99,344,744	1,971,030	960,463	2,912,639	3,214,150	12,057,601	3,065,978	123,526,605
Additions	219,432	0	71,849	174,328	1,152,928	252,076	0	1,870,613
Depreciation	(5,521,284)	(107,023)	(28,879)	(124,435)	(43,407)	(324,237)	(598,166)	(6,747,431)
<b>Balance at 30 June 2024</b>	94,042,892	1,864,007	1,003,433	2,962,532	4,323,671	11,985,440	2,467,812	118,649,787
<b>Comprises:</b>								
Gross balance at 30 June 2024	162,107,090	6,160,163	2,290,002	3,996,295	4,551,608	13,361,709	4,087,316	196,554,183
Accumulated depreciation at 30 June 2024	(68,064,198)	(4,296,156)	(1,286,569)	(1,033,763)	(227,937)	(1,376,269)	(1,619,504)	(77,904,396)
<b>Balance at 30 June 2024</b>	94,042,892	1,864,007	1,003,433	2,962,532	4,323,671	11,985,440	2,467,812	118,649,787

SHIRE OF COOLGARDIE  
NOTES TO AND FORMING PART OF THE FINANCIAL REPORT  
FOR THE YEAR ENDED 30 JUNE 2024

9. INFRASTRUCTURE (Continued)

(b) Carrying Amount Measurements

Asset Class	Fair Value Hierarchy	Valuation Technique	Basis of Valuation	Date of Last Valuation	Inputs Used
(i) Fair Value - as determined at the last valuation date					
Infrastructure - roads	3	Cost approach using depreciated replacement cost	Independent Registered Valuer	June 2023	Construction costs and current condition, residual values and remaining useful life assessments
Infrastructure - footpaths	3	Cost approach using depreciated replacement cost	Independent Registered Valuer	June 2023	Construction costs and current condition, residual values and remaining useful life assessments
Infrastructure - drainage	3	Cost approach using depreciated replacement cost	Independent Registered Valuer	June 2023	Construction costs and current condition, residual values and remaining useful life assessments
Infrastructure - parks and ovals	3	Cost approach using depreciated replacement cost	Independent Registered Valuer	June 2022	Construction costs and current condition, residual values and remaining useful life assessments
Infrastructure - sewerage	3	Cost approach using depreciated replacement cost	Independent Registered Valuer	June 2022	Construction costs and current condition, residual values and remaining useful life assessments
Infrastructure - other	3	Cost approach using depreciated replacement cost	Independent Registered Valuer	June 2022	Construction costs and current condition, residual values and remaining useful life assessments

Level 3 inputs are based on assumptions with regards to future values and patterns of consumption utilising current information. If the basis of these assumptions were varied, they have the potential to result in a significantly higher or lower fair value measurement.

During the period there were no changes in the valuation techniques used to determine the fair value of infrastructure using level 3 inputs.

**SHIRE OF COOLGARDIE  
NOTES TO AND FORMING PART OF THE FINANCIAL REPORT  
FOR THE YEAR ENDED 30 JUNE 2024**

**10. FIXED ASSETS**

**(a) Depreciation**

**Depreciation rates**

Typical estimated useful lives for the different asset classes for the current and prior years are included in the table below:

<b>Asset Class</b>	<b>Useful life</b>
Land - freehold land	Not depreciated
Buildings - non-specialised	30-50 years
Buildings - specialised	3-50 years
Furniture and equipment	3-40 years
Plant and equipment	5-20 years
Infrastructure - roads	15-90 years
Infrastructure - footpaths	20-60 years
Infrastructure - drainage	75 years
Infrastructure - parks & ovals	5-50 years
Infrastructure - sewerage	10-100 years
Infrastructure - kerbing	60 years
Infrastructure - other	2-50 years
Infrastructure - landfill assets	6.5 years
Right of Use - plant & equipment	3-7 years

SHIRE OF COOLGARDIE  
NOTES TO AND FORMING PART OF THE FINANCIAL REPORT  
FOR THE YEAR ENDED 30 JUNE 2024

10. FIXED ASSETS (Continued)

**MATERIAL ACCOUNTING POLICIES**

**Initial recognition**

An item of property, plant and equipment or infrastructure that qualifies for recognition as an asset is measured at its cost.

Upon initial recognition, cost is determined as the amount paid (or other consideration given) to acquire the assets, plus costs incidental to the acquisition. The cost of non-current assets constructed by the Shire includes the cost of all materials used in construction, direct labour on the project and an appropriate proportion of variable and fixed overheads. For assets acquired at zero cost or otherwise significantly less than fair value, cost is determined as fair value at the date of acquisition.

Assets for which the fair value as at the date of acquisition is under \$5,000 are not recognised as an asset in accordance with *Local Government (Financial Management) Regulation 17A(5)*. These assets are expensed immediately.

Where multiple individual low value assets are purchased together as part of a larger asset or collectively forming a larger asset exceeding the threshold, the individual assets are recognised as one asset and capitalised.

Individual assets that are land, buildings and infrastructure acquired between scheduled revaluation dates of the asset class in accordance with the Shire's revaluation policy, are recognised at cost and disclosed as being at reportable value.

**Measurement after recognition**

Plant and equipment including furniture and equipment and right-of-use assets (other than vested improvements) are measured using the cost model as required under *Local Government (Financial Management) Regulation 17A(2)*. Assets held under the cost model are carried at cost less accumulated depreciation and any impairment losses being their reportable value.

**Reportable Value**

In accordance with *Local Government (Financial Management) Regulation 17A(2)*, the carrying amount of non-financial assets that are land and buildings classified as property, plant and equipment, investment properties, infrastructure or vested improvements that the local government controls.

Reportable value is for the purpose of *Local Government (Financial Management) Regulation 17A(4)* is the fair value of the asset at its last valuation date minus (to the extent applicable) the accumulated depreciation and any accumulated impairment losses in respect of the non-financial asset subsequent to its last valuation date.

**Revaluation**

Land and buildings classified as property, plant and equipment, infrastructure or vested improvements that the local government controls and measured at reportable value, are only required to be revalued every five years in accordance with the regulatory framework. This includes buildings and infrastructure items which were pre-existing improvements (i.e. vested improvements) on land vested in the Shire.

Whilst the regulatory framework only requires a revaluation to occur every five years, it also provides for the Shire to revalue earlier if it chooses to do so.

For land, buildings and infrastructure, increases in the carrying amount arising on revaluation of asset classes are credited to a revaluation surplus in equity.

Decreases that offset previous increases of the same class of asset are recognised against revaluation surplus directly in equity. All other decreases are recognised in profit or loss.

Subsequent increases are then recognised in profit or loss to the extent they reverse a net revaluation decrease previously recognised in profit or loss for the same class of asset.

**Depreciation**

The depreciable amount of all property, plant and equipment and infrastructure, are depreciated on a straight-line basis over the individual asset's useful life from the time the asset is held ready for use. Leasehold improvements are depreciated over the shorter of either the unexpired period of the lease or the estimated useful life of the improvements.

The assets residual values and useful lives are reviewed, and adjusted if appropriate, at the end of each reporting period.

**Depreciation on revaluation**

When an item of property, plant and equipment and infrastructure is revalued, any accumulated depreciation at the date of the revaluation is treated in one of the following ways:

- (i) The gross carrying amount is adjusted in a manner that is consistent with the revaluation of the carrying amount of the asset.
- (ii) Eliminated against the gross carrying amount of the asset and the net amount restated to the revalued amount of the asset.

**Impairment**

In accordance with *Local Government (Financial Management) Regulations 17A(4C)*, the Shire is not required to comply with *AASB 136 Impairment of Assets* to determine the recoverable amount of its non-financial assets that are land or buildings classified as property, plant and equipment, infrastructure or vested improvements that the local government controls in circumstances where there has been an impairment indication of a general decrease in asset values.

In other circumstances where it has been assessed that one or more of these non-financial assets are impaired, the asset's carrying amount is written down immediately to its recoverable amount if the asset's carrying amount is greater than its estimated recoverable amount.

**Gains or losses on disposal**

Gains and losses on disposals are determined by comparing proceeds with the carrying amount. These gains and losses are included in the statement of comprehensive income in the period in which they arise.

SHIRE OF COOLGARDIE  
NOTES TO AND FORMING PART OF THE FINANCIAL REPORT  
FOR THE YEAR ENDED 30 JUNE 2024

## 11. LEASES

## (a) Right-of-Use Assets

	Note	Right-of-use assets - plant and equipment \$	Right-of-use assets Total \$
Movement in the balance of each class of right-of-use asset between the beginning and the end of the current financial year.			
Balance at 1 July 2022		1,360,518	1,380,518
Additions		313,626	313,626
Revaluation (loss) / reversals transferred to profit or loss		(5,478)	(5,478)
Depreciation		(366,807)	(366,807)
Balance at 30 June 2023		1,301,859	1,301,859
Gross balance amount at 30 June 2023		2,162,473	2,162,473
Accumulated depreciation at 30 June 2023		(860,614)	(860,614)
Balance at 30 June 2023		1,301,859	1,301,859
Additions		3,923,625	3,923,625
Depreciation		(1,653,230)	(1,653,230)
Balance at 30 June 2024		3,572,254	3,572,254
Gross balance amount at 30 June 2024		6,086,098	6,086,098
Accumulated depreciation at 30 June 2024		(2,513,844)	(2,513,844)
Balance at 30 June 2024		3,572,254	3,572,254

The following amounts were recognised in the statement of comprehensive income during the period in respect of leases where the Shire is the lessee:

		2024 Actual \$	2023 Actual \$
Depreciation on right-of-use assets		(1,653,230)	(366,807)
Finance charge on lease liabilities	29(e)	(401,767)	(68,128)
<b>Total amount recognised in the statement of comprehensive income</b>		<b>(2,054,997)</b>	<b>(454,935)</b>
Total cash outflow from leases		(1,651,511)	(401,025)
(b) Lease Liabilities			
Current		1,904,377	345,541
Non-current		2,207,447	1,092,402
	29(e)	4,111,824	1,437,943

**Secured liabilities and assets pledged as security**

Lease liabilities are effectively secured, as the rights to the leased assets recognised in the financial statements revert to the lessor in the event of default.

(c) Lessor - Property, Plant and Equipment Subject to Lease  
Refer to note 12 for details of leased investment property.**MATERIAL ACCOUNTING POLICIES****Leases**

At inception of a contract, the Shire assesses if the contract contains or is a lease. A contract is, or contains, a lease if the contract conveys the right to control the use of an identified for a period of time in exchange for consideration.

At the commencement date, a right-of-use asset is recognised at cost and lease liability at the present value of the lease payments that are not paid at that date. The lease payments are discounted using the interest rate implicit in the lease, if that rate can be readily determined. If that rate cannot be readily determined, the Shire uses its incremental borrowing rate.

All contracts that are classified as short-term leases (i.e. a lease with a term of 12 months or less) and leases of low value assets are recognised as an operating expense on a straight-line basis over the term of the lease.

Details of individual lease liabilities required by regulations are provided at Note 29(e).

**Right-of-use assets - measurement**

Right-of-use assets are measured at cost. All right-of-use assets (other than vested improvements) under zero cost concessionary leases are measured at zero cost (i.e. not recognised in the Statement of Financial Position). The exception is vested improvements on concessionary land leases such as roads, buildings or other infrastructure which are reported at fair value.

Refer to Note 10 under revaluation for details on the material accounting policies applying to vested improvements.

**Right-of-use assets - depreciation**

Right-of-use assets are depreciated over the lease term or useful life of the underlying asset, whichever is the shorter. Where a lease transfers ownership of the underlying asset, or the cost of the right-of-use asset reflects that the Shire anticipates to exercise a purchase option, the specific asset is depreciated over the useful life of the underlying asset.

**SHIRE OF COOLGARDIE  
NOTES TO AND FORMING PART OF THE FINANCIAL REPORT  
FOR THE YEAR ENDED 30 JUNE 2024**

**12. INVESTMENT PROPERTY**

**Non-current assets - at reportable value**

	2024 Actual \$	2023 Actual \$
Carrying balance at 1 July	0	0
Transfer*	23,489,361	0
Closing balance at 30 June	23,489,361	0

	2024 Actual \$	2024 Budget \$
<b>Amounts recognised in profit or loss for investment properties</b>		
Rental income	10,120,228	16,482,999
Materials and contracts	(4,315,190)	(6,733,545)
Repair & Maintenance	(817,695)	(229,999)
Finance costs	(1,249,299)	(1,420,656)
Other expenditure	(948,170)	(74,999)
Fair value gain recognised in profit or loss	0	0
Net result	2,789,874	8,023,800

**Leasing arrangements**

Minimum lease payments under non-cancellable operating leases of investment properties not recognised in the financial statements are receivable as follows:

Less than 1 year	5,567,025	5,567,025
1 to 2 years	1,239,975	1,239,975
	6,807,000	6,807,000

\* Investment Property transferred from Property, Plant & Equipment (Note 8) upon full completion.

**MATERIAL ACCOUNTING POLICIES**

**Investment properties**

Investment properties are principally freehold buildings, held for long-term rental yields and not occupied by the Shire.

In accordance with *Local Government (Financial Management) Regulation 17A(2)*, the carrying amount of non-financial assets that are investment properties, are shown at their reportable value.

Reportable value for the purposes of *Local Government (Financial Management) Regulation 17A(4)* is the fair value of the asset at its last valuation date.

**Revaluation**

In accordance with the regulatory framework, investment properties are required to be revalued whenever required by AASB 140 *Investment Property* and, in any event, every five years.

**Fair value of investment properties**

A management valuation was performed to determine the fair value of investment properties. The main Level 3 inputs used in the valuation were discount rates, yields, expected vacancy rates and rental growth rates estimated by management based on comparable transactions and industry data.

**SHIRE OF COOLGARDIE  
NOTES TO AND FORMING PART OF THE FINANCIAL REPORT  
FOR THE YEAR ENDED 30 JUNE 2024**

**13. TRADE AND OTHER PAYABLES**

**Current**

	2024	2023
	\$	\$
Sundry creditors	6,193,542	2,538,709
Prepaid rates	284,537	258,455
Accrued payroll liabilities	67,711	0
ATO liabilities	98,386	174,760
Bonds and deposits held	34,889	116,671
Accrued interest on borrowings	49,796	50,193
Accrued salaries and wages	82,478	60,161
Accrued expenses	0	2,963
	<b>6,811,339</b>	<b>3,201,912</b>

**MATERIAL ACCOUNTING POLICIES**

**Financial liabilities**

Financial liabilities are initially recognised at fair value when the Shire becomes a party to the contractual provisions of the instrument.

Non-derivative financial liabilities (excluding financial guarantees) are subsequently measured at amortised cost.

Financial liabilities are derecognised where the related obligations are discharged, cancelled or expired. The difference between the carrying amount of the financial liability extinguished or transferred to another party and any consideration paid, including the transfer of non-cash assets or liabilities assumed, is recognised in profit or loss.

**Trade and other payables**

Trade and other payables represent liabilities for goods and services provided to the Shire prior to the end of the financial year that are unpaid and arise when the Shire becomes obliged to make future payments in respect of the purchase of these goods and services. The amounts are unsecured, are recognised as a current liability and are usually paid within 30 days of recognition. The carrying amounts of trade and other payables are considered to be the same as their fair values, due to their short-term nature.

**Prepaid rates**

Prepaid rates are, until the taxable event has occurred (start of the next financial year), refundable at the request of the ratepayer. Rates received in advance are initially recognised as a financial liability. When the taxable event occurs, the financial liability is extinguished and the Shire recognises income for the prepaid rates that have not been refunded.

**SHIRE OF COOLGARDIE  
NOTES TO AND FORMING PART OF THE FINANCIAL REPORT  
FOR THE YEAR ENDED 30 JUNE 2024**

**14. OTHER LIABILITIES**

**Current**

Contract liabilities  
Capital grant/contributions liabilities

	2024 \$	2023 \$
Contract liabilities	0	15,500
Capital grant/contributions liabilities	1,198,004	561,869
	1,198,004	577,369

**Reconciliation of changes in contract liabilities**

Opening balance  
Additions  
Revenue from contracts with customers included as a contract liability at the start of the period

Opening balance	15,500	0
Additions	0	15,500
Revenue from contracts with customers included as a contract liability at the start of the period	(15,500)	0
	0	15,500

The aggregate amount of the performance obligations unsatisfied (or partially unsatisfied) in relation to these contract liabilities was \$0 (2023: \$0)

The Shire expects to satisfy the performance obligations, from contracts with customers unsatisfied at the end of the reporting period, within the next 12 months.

**Reconciliation of changes in capital grant/contribution liabilities**

Opening balance  
Additions  
Revenue from capital grant/contributions held as a liability at the start of the period

Opening balance	561,869	791,498
Additions	1,198,004	482,234
Revenue from capital grant/contributions held as a liability at the start of the period	(561,869)	(711,863)
	1,198,004	561,869

Performance obligations in relation to capital grant/contribution liabilities are satisfied as project milestones are met or completion of construction or acquisition of the asset.

**MATERIAL ACCOUNTING POLICIES**

**Contract liabilities**

Contract liabilities represent the Shire's obligation to transfer goods or services to a customer for which the Shire has received consideration from the customer.

Contract liabilities represent obligations which are not yet satisfied. Contract liabilities are recognised as revenue when the performance obligations in the contract are satisfied.

**Capital grant/contribution liabilities**

Capital grant/contribution liabilities represent the Shire's obligations to construct recognisable non-financial assets to identified specifications to be controlled by the Shire which are yet to be satisfied. Capital grant/contribution liabilities are recognised as income when the obligations in the contract are satisfied.

Fair values for non-current capital grant/contribution liabilities, not expected to be extinguished within 12 months, are based on discounted cash flows of expected cashflows to satisfy the obligations using a current borrowing rate. They are classified as level 3 fair values in the fair value hierarchy (see Note 26(i)) due to the unobservable inputs, including own credit risk.

SHIRE OF COOLGARDIE  
NOTES TO AND FORMING PART OF THE FINANCIAL REPORT  
FOR THE YEAR ENDED 30 JUNE 2024

15. BORROWINGS

	Note	2024			2023		
		Current	Non-current	Total	Current	Non-current	Total
		\$	\$	\$	\$	\$	\$
<b>Secured</b>							
Bank overdrafts	29(d)	1,482,531	0	1,482,531	1,000,000	0	1,000,000
Bank loans	29(a)	5,823,019	19,075,235	24,898,254	3,280,225	14,094,727	17,374,952
<b>Total secured borrowings</b>		<b>7,305,550</b>	<b>19,075,235</b>	<b>26,380,785</b>	<b>4,280,225</b>	<b>14,094,727</b>	<b>18,374,952</b>

**Secured liabilities and assets pledged as security**

Bank overdrafts and bank loans are secured by a floating charge over the rates of the Shire of Coolgardies.

The Shire of Coolgardie has complied with the financial covenants of its borrowing facilities during the 2024 and 2023 years.

**MATERIAL ACCOUNTING POLICIES**

**Borrowing costs**

The Shire has elected to recognise borrowing costs as an expense when incurred regardless of how the borrowings are applied.

Fair values of borrowings are not materially different to their carrying amounts, since the interest payable on those borrowings is either close to current market rates or the borrowings are of a short term nature.

Borrowings fair values are based on discounted cash flows using a current borrowing rate. They are classified as level 3 fair values in the fair value hierarchy (see Note 26(i)) due to the unobservable inputs, including own credit risk.

**Borrowing costs**

Details of individual borrowings required by regulations are provided at Note 29(a).

**SHIRE OF COOLGARDIE  
NOTES TO AND FORMING PART OF THE FINANCIAL REPORT  
FOR THE YEAR ENDED 30 JUNE 2024**

**16. EMPLOYEE RELATED PROVISIONS**

**Employee Related Provisions**

**Current provisions**

**Employee benefit provisions**

Annual leave

Long service leave

**Total current employee related provisions**

**Non-current provisions**

**Employee benefit provisions**

Long service leave

**Total non-current employee related provisions**

**Total employee related provisions**

	2024	2023
	\$	\$
Annual leave	237,208	285,293
Long service leave	99,269	126,792
<b>Total current employee related provisions</b>	<b>336,477</b>	<b>412,085</b>
Long service leave	137,572	86,934
<b>Total non-current employee related provisions</b>	<b>137,572</b>	<b>86,934</b>
<b>Total employee related provisions</b>	<b>474,049</b>	<b>499,019</b>

Provision is made for benefits accruing to employees in respect of wages and salaries, annual leave and long service leave and associated on costs for services rendered up to the reporting date and recorded as an expense during the period the services are delivered.

Annual leave liabilities are classified as current, as there is no unconditional right to defer settlement for at least 12 months after the end of the reporting period.

**MATERIAL ACCOUNTING POLICIES**

**Employee benefits**

The Shire's obligations for employees' annual leave, long service leave and other employee leave entitlements are recognised as employee related provisions in the Statement of Financial Position.

**Short-term employee benefits**

Provision is made for the Shire's obligations for short-term employee benefits. Short-term employee benefits are benefits (other than termination benefits) that are expected to be settled wholly before 12 months after the end of the annual reporting period in which the employees render the related service, including wages, salaries and sick leave. Short-term employee benefits are measured at the (undiscounted) amounts expected to be paid when the obligation is settled.

The Shire's obligations for short-term employee benefits such as wages, salaries and sick leave are recognised as a part of current trade and other payables in the statement of financial position.

**Other long-term employee benefits**

Long-term employee benefits provisions are measured at the present value of the expected future payments to be made to employees. Expected future payments incorporate anticipated future wage and salary levels, durations of service and employee departures and are discounted at rates determined by reference to market yields at the end of the reporting period on government bonds that have maturity dates that approximate the terms of the obligations. Any remeasurements for changes in assumptions of obligations for other long-term employee benefits are recognised in profit or loss in the periods in which the changes occur.

The Shire's obligations for long-term employee benefits are presented as non-current provisions in its statement of financial position, except where the Shire does not have an unconditional right to defer settlement for at least 12 months after the end of the reporting period, in which case the obligations are presented as current provisions.

**SHIRE OF COOLGARDIE  
NOTES TO AND FORMING PART OF THE FINANCIAL REPORT  
FOR THE YEAR ENDED 30 JUNE 2024**

**17. OTHER PROVISIONS**

	Provision for		Total
	remediation costs	Other provisions	
	\$	\$	\$
<b>Opening balance at 1 July 2023</b>			
Non-current provisions	4,515,705	0	4,515,705
	4,515,705	0	4,515,705
Additional provision	184,049	214,203	398,252
<b>Balance at 30 June 2024</b>	<b>4,699,754</b>	<b>214,203</b>	<b>4,913,957</b>
<b>Comprises</b>			
Current	0	214,203	214,203
Non-current	4,699,754	0	4,699,754
	4,699,754	214,203	4,913,957

**Other provisions**

Amounts which are expected to be paid out within 12 months of the reporting date are classified as current. Exact timing of payment of non-current obligations is unable to be reliably estimated as it is dependent on factors beyond the control of the local government.

**MATERIAL ACCOUNTING POLICIES**

**Provisions**

Provisions are recognised when the Shire has a present legal or constructive obligation, as a result of past events, for which it is probable that an outflow of economic benefits will result and that outflow can be reliably measured.

Provisions are measured using the best estimate of the amounts required to settle the obligation at the end of the reporting period.

SHIRE OF COOLGARDIE  
NOTES TO AND FORMING PART OF THE FINANCIAL REPORT  
FOR THE YEAR ENDED 30 JUNE 2024

18. REVALUATION SURPLUS

	2024 Opening Balance	Total Movement on Revaluation	2024 Closing Balance	2023 Opening Balance	Total Movement on Revaluation	2023 Closing Balance
	\$	\$	\$	\$	\$	\$
Revaluation surplus - Land - freehold land	1,020,400	0	1,020,400	1,020,400	0	1,020,400
Revaluation surplus - Buildings - non-specialised	419,361	0	419,361	419,361	0	419,361
Revaluation surplus - Buildings - specialised	18,641,438	0	18,641,438	18,641,438	0	18,641,438
Revaluation surplus - Furniture and equipment	344,808	0	344,808	344,808	0	344,808
Revaluation surplus - Infrastructure - roads	65,416,312	0	65,416,312	59,566,951	5,849,361	65,416,312
Revaluation surplus - Infrastructure - footpaths	942,369	0	942,369	1,529,985	(587,616)	942,369
Revaluation surplus - Infrastructure - drainage	288,505	0	288,505	522,500	(233,995)	288,505
Revaluation surplus - Infrastructure - parks and ovals	1,204,897	0	1,204,897	1,204,897	0	1,204,897
Revaluation surplus - Infrastructure - sewerage	2,051,822	0	2,051,822	2,051,822	0	2,051,822
Revaluation surplus - Infrastructure - landfill assets	465,327	(184,049)	281,278	965,202	(499,875)	465,327
	90,795,239	(184,049)	90,611,190	86,267,364	4,527,875	90,795,239

SHIRE OF COOLGARDIE  
NOTES TO AND FORMING PART OF THE FINANCIAL REPORT  
FOR THE YEAR ENDED 30 JUNE 2024

19. RESTRICTIONS OVER FINANCIAL ASSETS

	Note	2024 Actual \$	2023 Actual \$
The following classes of financial assets have restrictions imposed by regulations or other externally imposed requirements which limit or direct the purpose for which the resources may be used:			
- Cash and cash equivalents	3	2,455,829	3,663,737
		<u>2,455,829</u>	<u>3,663,737</u>
The restricted financial assets are a result of the following specific purposes to which the assets may be used:			
Restricted reserve accounts	30	257,825	240,791
Contract liabilities	14	0	15,500
Capital grant liabilities	14	1,198,004	561,869
Unspent loans	29(c)	1,000,000	2,845,577
<b>Total restricted financial assets*</b>		<u>2,455,829</u>	<u>3,663,737</u>
* The negative unrestricted cash and cash equivalents under of Note 3 of (\$934,081) FY23: (2,419,697) reflects the Shire's application of its restricted funds for operational purposes.			

20. UNDRAWN BORROWING FACILITIES AND CREDIT  
STANDBY ARRANGEMENTS

Bank overdraft limit		1,500,000	1,500,000
Bank overdraft at balance date		(1,482,531)	(1,000,000)
Credit card limit		55,000	55,000
Credit card balance at balance date		(9,437)	(22,998)
<b>Total amount of credit unused</b>		<u>63,032</u>	<u>532,002</u>
<b>Loan facilities</b>			
Loan facilities - current		7,305,550	4,280,225
Loan facilities - non-current		19,075,235	14,094,727
<b>Total facilities in use at balance date</b>		<u>26,380,785</u>	<u>18,374,952</u>
<b>Unused loan facilities at balance date</b>		NIL	NIL

**SHIRE OF COOLGARDIE  
NOTES TO AND FORMING PART OF THE FINANCIAL REPORT  
FOR THE YEAR ENDED 30 JUNE 2024**

**21. CONTINGENT LIABILITIES**

**Kambalda Landfill Facility**

Under the licence for the operation of the Kambalda Landfill Facility, the Shire has a legal obligation to restore the site.

An estimate of the remediation costs has been provided (refer Note 17 - Other Provisions).

Not included in this estimate is the cost of immobilisation that would be done by a technique involving crushing the stockpiled material which requires a soil blending equipment to do so. The Shire is currently unable to estimate the cost of hire of the soil blending equipment with sufficient reliability.

**Coolgardie Landfill Facility**

Similarly under the licence for the operation of the Coolgardie Class III Facility, the Shire has a legal obligation to restore the site.

An estimate of the remediation costs has been provided (refer Note 17 - Other Provisions).

**22. CAPITAL COMMITMENTS**

	2024	2023
	\$	\$
Contracted for:		
- capital expenditure projects	1,594,562	5,481,501
- plant & equipment purchases	177,219	0
	1,771,781	5,481,501
Payable:		
- not later than one year	1,771,781	5,481,501

The capital expenditure projects outstanding at the end of the current reporting period represent the completion of Goodenia Court project, purchase of a two Mitsubishi single cab utes and update of satellite and transmission equipment.

SHIRE OF COOLGARDIE  
 NOTES TO AND FORMING PART OF THE FINANCIAL REPORT  
 FOR THE YEAR ENDED 30 JUNE 2024

23. RELATED PARTY TRANSACTIONS

(a) Elected Member Remuneration

Fees, expenses and allowances to be paid or reimbursed to elected council members.

Note	2024 Actual \$	2024 Budget \$	2023 Actual \$
President's annual allowance	38,450	38,450	37,881
President's meeting attendance fees	26,370	26,370	25,976
President's annual allowance for ICT expenses	3,500	3,500	3,500
President's travel and accommodation expenses	40	2,500	6,069
	68,360	70,820	73,426
Deputy President's annual allowance	9,613	9,613	9,470
Deputy President's meeting attendance fees	17,030	17,030	16,776
Deputy President's annual allowance for ICT expenses	3,500	3,500	3,500
	30,143	30,143	29,746
All other council member's meeting attendance fees	80,779	83,880	67,786
All other council member's annual allowance for ICT expenses	15,485	17,500	14,146
All other council member's travel and accommodation expenses	0	0	1,484
	96,264	101,380	83,416
23(b)	194,767	202,343	186,588

(b) Key Management Personnel (KMP) Compensation

The total of compensation paid to KMP of the Shire during the year are as follows:

Short-term employee benefits	761,693	818,506
Post-employment benefits	141,875	109,485
Employee - other long-term benefits	3,849	54,660
Employee - termination benefits	102,360	0
Council member costs	194,767	186,588
23(a)	1,204,544	1,169,239

*Short-term employee benefits*

These amounts include all salary and fringe benefits awarded to KMP except for details in respect to fees and benefits paid to council members which may be separately found in the table above.

*Post-employment benefits*

These amounts are the current-year's cost of the Shire's superannuation contributions made during the year.

*Other long-term benefits*

These amounts represent annual leave and long service leave entitlements accruing during the year.

*Termination benefits*

These amounts represent termination benefits paid to KMP (Note: may or may not be applicable in any given year).

*Council member costs*

These amounts represent payments of member fees, expenses, allowances and reimbursements during the year.

**SHIRE OF COOLGARDIE  
NOTES TO AND FORMING PART OF THE FINANCIAL REPORT  
FOR THE YEAR ENDED 30 JUNE 2024**

**23. RELATED PARTY TRANSACTIONS**

**Transactions with related parties**

Transactions between related parties and the Shire are on normal commercial terms and conditions, no more favourable than those available to other parties, unless otherwise stated.

No outstanding balances or provisions for doubtful debts or guarantees exist in relation to related parties at year end.

In addition to KMP compensation above the following transactions occurred with related parties:

	2024 Actual \$	2023 Actual \$
Purchase of goods and services	37,926	133,160

**Related Parties**

**The Shire's main related parties are as follows:**

*i. Key management personnel*

Any person(s) having authority and responsibility for planning, directing and controlling the activities of the Shire, directly or indirectly, including any council member, are considered key management personnel and are detailed in Notes 23(a) and 23(b).

*ii. Other Related Parties*

During the previous year, a company controlled by a related party of a council member, was awarded a contract under the selective tender process on terms and conditions equivalent for those that prevail in arm's length transactions under the Shire's procurement process.

Short-term employee benefits related to an associate person of the CEO who was employed by the Shire under normal employment terms and conditions.

Outside of normal citizen type transactions with the Shire, there were no other related party transactions involving key management personnel and/or their close family members and/or their controlled (or jointly controlled) entities.

*iii. Entities subject to significant influence by the Shire*

There were no such entities requiring disclosure during the current or previous year.

**SHIRE OF COOLGARDIE  
NOTES TO AND FORMING PART OF THE FINANCIAL REPORT  
FOR THE YEAR ENDED 30 JUNE 2024**

**24. JOINT ARRANGEMENTS**

**Share of joint operations**

**(a) Goldfields Voluntary Regional Organisation of Councils**

In June 2012 the Shire of Coolgardie became part of a joint venture arrangement with nine other Councils, being the Shire's of Dundas, Esperance, Laverton, Leonora, Menzies, Ngaanyatjarraku, Ravensthorpe, Wiluna and the City of Kalgoorlie-Boulder (collectively called the Goldfields Voluntary Regional Organisation of Councils - GVROC) for the provision of a regional records facility. The facility was located in Kalgoorlie and the Shire held a 1/10th share of the joint operation.

In June 2022 the joint venture arrangement with the nine other Councils was wound up, with a new joint venture arrangement entered into with two other Councils, being the Shire of Leonora and the City of Kalgoorlie-Boulder.

The facility remains located in Kalgoorlie and the Shire now holds a 1/3rd share of the joint operation.

The Shire has provided an interest free loan to GVROC (refer Note 5)

**(b) Department of Housing**

The Shire has a joint arrangement with the Housing Authority to provide aged housing in Kambalda. The Shire's share of the joint arrangement is 50% and the Shire is required to set aside the equivalent of 1% of the current replacement cost of the properties from the annual rental income for the long term maintenance needs of the properties.

**MATERIAL ACCOUNTING POLICIES**

**Joint operations**

A joint operation is a joint arrangement where the Shire has joint control with two or more parties to the joint arrangement. All parties to joint arrangement have rights to the assets, and obligations for the liabilities relating to the arrangement.

Assets, liabilities, revenues and expenses relating to the Shire's interest in the joint operation are accounted for in accordance with the relevant Australian Accounting Standard.

**SHIRE OF COOLGARDIE  
NOTES TO AND FORMING PART OF THE FINANCIAL REPORT  
FOR THE YEAR ENDED 30 JUNE 2024**

**25. EVENTS OCCURRING AFTER THE END OF THE REPORTING PERIOD**

(a) The ex CEO and CFO were suspended on 14 November 2024 and 6 November 2024 respectively pending investigations which are currently being undertaken by external consultants. Further on 17th April 2025 the ex CEO advised his formal notice of resignation.

(b) On January 2025 and April 2025, the bank facilities have been renegotiated with interest only payments until 28 April 2028 and 28 April 2030, with additional \$4 million provided on 28 April 2025 to help with working capital.

(c) Proposed increase in mining rates for financial year 2026, which is currently awaiting ministerial approval.

No other matter or circumstance has occurred subsequent to the year that has significantly affected the Shire.

SHIRE OF COOLGARDIE  
NOTES TO AND FORMING PART OF THE FINANCIAL REPORT  
FOR THE YEAR ENDED 30 JUNE 2024

26. OTHER MATERIAL ACCOUNTING POLICIES

**a) Goods and services tax (GST)**

Revenues, expenses and assets are recognised net of the amount of GST, except where the amount of GST incurred is not recoverable from the Australian Taxation Office (ATO).

Receivables and payables are stated inclusive of GST receivable or payable. The net amount of GST recoverable from, or payable to, the ATO is included with receivables or payables in the statement of financial position.

Cash flows are presented on a gross basis. The GST components of cash flows arising from investing or financing activities which are recoverable from, or payable to, the ATO are presented as operating cash flows.

**b) Current and non-current classification**

The asset or liability is classified as current if it is expected to be settled within the next 12 months, being the Shire's operational cycle. In the case of liabilities where the Shire does not have the unconditional right to defer settlement beyond 12 months, such as vested long service leave, the liability is classified as current even if not expected to be settled within the next 12 months. Inventories held for trading are classified as current or non-current based on the Shire's intentions to release for sale.

**c) Rounding off figures**

All figures shown in this annual financial report, other than a rate in the dollar, are rounded to the nearest dollar. Amounts are presented in Australian Dollars.

**d) Comparative figures**

Where required, comparative figures have been adjusted to conform with changes in presentation for the current financial year.

When the Shire applies an accounting policy retrospectively, makes a retrospective restatement or reclassifies items in its financial statements that has a material effect on the statement of financial position, an additional (third) Statement of Financial Position as at the beginning of the preceding period in addition to the minimum comparative financial report is presented.

**e) Budget comparative figures**

Unless otherwise stated, the budget comparative figures shown in this annual financial report relate to the original budget estimate for the relevant item of disclosure.

**f) Superannuation**

The Shire contributes to a number of Superannuation Funds on behalf of employees. All funds to which the Shire contributes are defined contribution plans.

**g) Fair value of assets and liabilities**

Fair value is the price that the Shire would receive to sell the asset or would have to pay to transfer a liability, in an orderly (i.e. unforced) transaction between independent, knowledgeable and willing market participants at the measurement date.

As fair value is a market-based measure, the closest equivalent observable market pricing information is used to determine fair value. Adjustments to market values may be made having regard to the characteristics of the specific asset or liability. The fair values of assets that are not traded in an active market are determined using one or more valuation techniques. These valuation techniques maximise, to the extent possible, the use of observable market data.

To the extent possible, market information is extracted from either the principal market for the asset or liability (i.e. the market with the greatest volume and level of activity for the asset or liability) or, in the absence of such a market, the most advantageous market available to the entity at the end of the reporting period (i.e. the market that maximises the receipts from the sale of the asset after taking into account transaction costs and transport costs).

For non-financial assets, the fair value measurement also takes into account a market participant's ability to use the asset in its highest and best use or to sell it to another market participant that would use the asset in its highest and best use.

**h) Interest revenue**

Interest revenue is calculated by applying the effective interest rate to the gross carrying amount of a financial asset measured at amortised cost except for financial assets that subsequently become credit-impaired. For credit-impaired financial assets the effective interest rate is applied to the net carrying amount of the financial asset (after deduction of the loss allowance).

**i) Fair value hierarchy**

AASB 13 *Fair Value Measurement* requires the disclosure of fair value information by level of the fair value hierarchy, which categorises fair value measurement into one of three possible levels based on the lowest level that an input that is significant to the measurement can be categorised into as follows:

**Level 1**

Measurements based on quoted prices (unadjusted) in active markets for identical assets or liabilities that the entity can access at the measurement date.

**Level 2**

Measurements based on inputs other than quoted prices included in Level 1 that are observable for the asset or liability, either directly or indirectly.

**Level 3**

Measurements based on unobservable inputs for the asset or liability.

The fair values of assets and liabilities that are not traded in an active market are determined using one or more valuation techniques. These valuation techniques maximise, to the extent possible, the use of observable market data. If all significant inputs required to measure fair value are observable, the asset or liability is included in Level 2. If one or more significant inputs are not based on observable market data, the asset or liability is included in Level 3.

**Valuation techniques**

The Shire selects a valuation technique that is appropriate in the circumstances and for which sufficient data is available to measure fair value. The availability of sufficient and relevant data primarily depends on the specific characteristics of the asset or liability being measured. The valuation techniques selected by the Shire are consistent with one or more of the following valuation approaches:

**Market approach**

Valuation techniques that use prices and other relevant information generated by market transactions for identical or similar assets or liabilities.

**Income approach**

Valuation techniques that convert estimated future cash flows or income and expenses into a single discounted present value.

**Cost approach**

Valuation techniques that reflect the current replacement cost of the service capacity of an asset.

Each valuation technique requires inputs that reflect the assumptions that buyers and sellers would use when pricing the asset or liability, including assumptions about risks. When selecting a valuation technique, the Shire gives priority to those techniques that maximise the use of observable inputs and minimise the use of unobservable inputs. Inputs that are developed using market data (such as publicly available information on actual transactions) and reflect the assumptions that buyers and sellers would generally use when pricing the asset or liability are considered observable, whereas inputs for which market data is not available and therefore are developed using the best information available about such assumptions are considered unobservable.

**j) Impairment of assets**

In accordance with Australian Accounting Standards the Shire's assets, other than inventories, are assessed at each reporting date to determine whether there is any indication they may be impaired.

Where such an indication exists, an impairment test is carried out on the asset by comparing the recoverable amount of the asset, being the higher of the asset's fair value less costs to sell and value in use, to the asset's carrying amount except for non-financial assets that are:

- land and buildings classified as property, plant and equipment;
- infrastructure, or
- vested improvements that the local government controls, in circumstances where there has been an impairment indication of a general decrease in asset values.

These non-financial assets are assessed in accordance with the regulatory framework detailed in Note 10.

Any excess of the asset's carrying amount over its recoverable amount is recognised immediately in profit or loss, unless the asset is carried at a revalued amount in accordance with another Standard (e.g. AASB 116 *Property, Plant and Equipment*) whereby any impairment loss of a revalued asset is treated as a revaluation decrease in accordance with that other Standard.

SHIRE OF COOLGARDIE  
 NOTES TO AND FORMING PART OF THE FINANCIAL REPORT  
 FOR THE YEAR ENDED 30 JUNE 2024

27. RATING INFORMATION

(a) General Rates

RATE TYPE Rate Description	Basis of valuation	Rate in \$	Number of Properties	2023/24 Actual Rateable Value*	2023/24 Actual Rate Revenue	2023/24 Actual Interim Rates	2023/24 Actual Total Revenue	2023/24 Budget Rate Revenue	2023/24 Budget Interim Rates	2023/24 Budget Total Revenue	2022/23 Actual Total Revenue
Residential	Gross rental valuation	0.081401	915	12,327,866	1,003,500	0	1,003,500	1,003,500	0	1,003,500	982,889
Transient Workforce	Gross rental valuation	0.161170	3	1,380,500	222,495	0	222,495	222,495	368,796	591,291	330,834
Mining	Unimproved valuation	0.232260	1,401	30,472,620	7,075,675	0	7,075,675	7,056,240	250,000	7,306,240	6,291,003
Rural/Pastoral	Unimproved valuation	0.118190	28	8,374,518	989,784	0	989,784	989,784	0	989,784	969,034
<b>Total general rates</b>			2,347	52,555,504	9,291,454	0	9,291,454	9,272,019	618,796	9,890,815	8,573,760
<b>Minimum Payment</b>											
<b>Minimum payment</b>											
Residential	Gross rental valuation	757	878	5,909,948	664,646	0	664,646	596,516	0	596,516	653,840
Commercial	Gross rental valuation		0	0	0	0	0	29,523	0	29,523	0
Light Industry	Gross rental valuation		0	0	0	0	0	38,607	0	38,607	0
Transient Workforce	Gross rental valuation	1,510	0	0	0	0	0	0	0	0	0
Mining	Unimproved valuation	467	483	497,301	225,561	181,742	407,303	224,160	0	224,160	227,626
Rural/Pastoral	Unimproved valuation	732	14	13,500	10,248	0	10,248	10,248	0	10,248	10,052
<b>Total minimum payments</b>			1,375	6,420,749	900,455	181,742	1,082,197	899,054	0	899,054	891,518
<b>Total general rates and minimum payments</b>			3,722	58,976,253	10,191,909	181,742	10,373,651	10,171,073	618,796	10,789,869	9,465,278
Concessions							(15,957)			(27,500)	(16,627)
<b>Total Rates</b>							10,357,694			10,762,369	9,448,651

The rate revenue was recognised from the rate record as soon as practicable after the Shire resolved to impose rates in the financial year as well as when the rate record was amended to ensure the information in the record was current and correct.

\*Rateable Value at time of raising of rate.

SHIRE OF COOLGARDIE  
NOTES TO AND FORMING PART OF THE FINANCIAL REPORT  
FOR THE YEAR ENDED 30 JUNE 2024

## 28. DETERMINATION OF SURPLUS OR DEFICIT

Note	2023/24 (30 June 2024 Carried Forward) \$	2023/24 Budget (30 June 2024 Carried Forward) \$	2022/23 (30 June 2023 Carried Forward) \$
<b>(a) Non-cash amounts excluded from operating activities</b>			
The following non-cash revenue or expenditure has been excluded from amounts attributable to operating activities within the Statement of Financial Activity in accordance with <i>Financial Management Regulation 32</i> .			
<b>Adjustments to operating activities</b>			
Less: Profit on asset disposals	(180,071)	(192,500)	(51,857)
Less: Movement in liabilities associated with restricted cash	(412,085)	0	0
Less: Fair value adjustments to financial assets at fair value through profit or loss	(2,102)	0	(4,607)
Add: Depreciation	10,784,168	5,074,472	4,526,396
8(a), 9(a), 11(a), 12.			
<b>Non-cash movements in current assets and liabilities:</b>			
Accrued interest on borrowings	(50,193)	0	26,453
Employee benefit provisions	0	0	54,732
Right of Use Assets	0	0	(55)
<b>Non-cash movements in non-current assets and liabilities:</b>			
Pensioner deferred rates	(15,311)	0	(9,571)
Trade receivables	(98,500)	0	0
Employee benefit provisions	50,638	0	2,785
Other provisions	0	0	2,207,218
<b>Non-cash amounts excluded from operating activities</b>	<b>10,076,542</b>	<b>4,881,972</b>	<b>6,751,494</b>
<b>(b) Non-cash amounts excluded from investing activities</b>			
The following non-cash revenue or expenditure has been excluded from amounts attributable to investing activities within the Statement of Financial Activity in accordance with <i>Financial Management Regulation 32</i> .			
<b>Adjustments to investing activities</b>			
Right of use assets received - non cash	3,923,625	0	313,626
<b>Non-cash amounts excluded from investing activities</b>	<b>3,923,625</b>	<b>0</b>	<b>313,626</b>
11(a)			
<b>(c) Non-cash amounts excluded from financing activities</b>			
The following non-cash revenue or expenditure has been excluded from amounts attributable to financing activities within the Statement of Financial Activity in accordance with <i>Financial Management Regulation 32</i> .			
<b>Adjustments to financing activities</b>			
Non cash proceeds from new leases	(3,923,625)	0	(308,093)
<b>Non-cash amounts excluded from financing activities</b>	<b>(3,923,625)</b>	<b>0</b>	<b>(308,093)</b>
29(e)			
<b>(d) Surplus or deficit after imposition of general rates</b>			
The following current assets and liabilities have been excluded from the net current assets used in the Statement of Financial Activity in accordance with <i>Financial Management Regulation 32</i> to agree to the surplus/(deficit) after imposition of general rates.			
<b>Adjustments to net current assets</b>			
Less: Reserve accounts	(257,825)	(157,473)	(240,791)
30			
<b>Add: Current liabilities not expected to be cleared at end of year</b>			
- Current portion of borrowings *	5,823,019	5,710,530	3,280,225
- Accrued Interest on borrowings	0	0	0
- Current portion of contract liability held in reserve	0	0	50,193
- Current portion of lease liabilities	1,904,377	1,288,613	345,541
- Employee benefit provisions	0	357,353	412,085
11(b)			
<b>Add: Reconciling item</b>			
- Overdraft Facility	1,482,531	0	1,000,000
<b>Total adjustments to net current assets</b>	<b>8,952,102</b>	<b>7,199,023</b>	<b>4,847,253</b>
<b>Net current assets used in the Statement of Financial Activity</b>			
Total current assets	3,559,307	1,811,042	4,409,570
Less: Total current liabilities	(17,769,950)	(8,985,571)	(8,817,132)
Less: Total adjustments to net current assets	8,952,102	7,199,023	4,847,253
<b>Surplus or deficit after imposition of general rates</b>	<b>(5,258,541)</b>	<b>24,494</b>	<b>439,691</b>

SHIRE OF COOLGARDIE  
NOTES TO AND FORMING PART OF THE FINANCIAL REPORT  
FOR THE YEAR ENDED 30 JUNE 2024

29. BORROWING AND LEASE LIABILITIES

(a) Borrowings

Purpose	Actual							Budget				
	Principal at 1 July 2022	New Loans During 2022-23	Principal Repayments During 2022-23	Principal at 30 June 2023	New Loans During 2023-24	Principal Repayments During 2023-24	Principal at 30 June 2024	Principal at 1 July 2023	New Loans During 2023-24	Principal Repayments During 2023-24	Principal at 30 June 2024	
	\$	\$	\$	\$	\$	\$	\$	\$	\$	\$	\$	
ANZ Bluebush Village Stage 1	2,000,000	5,750,000	0	7,750,000	0	(1,644,000)	6,106,000	7,750,000	0	(1,506,000)	6,244,000	
ANZ Coolgardie Class 3 Waste Facility	3,416,000	0	(708,000)	2,708,000	0	(854,900)	2,053,100	2,787,000	0	(708,000)	2,079,000	
ANZ Kambalda Aerodrome Refurbishment	0	1,000,000	(187,000)	813,000	0	(204,000)	609,000	813,000	0	(204,000)	609,000	
ANZ Bluebush Village Stage 2 Executive rooms	0	0	0	0	2,500,000	(208,335)	2,291,665	0	2,500,000	0	2,500,000	
CBA Bluebush Village Stage 2	0	2,500,000	0	2,500,000	0	(336,736)	2,163,264	2,500,000	0	(670,371)	1,829,629	
CBA Bluebush Village Lease payout	0	0	0	0	9,250,000	(804,848)	8,445,152	0	9,250,000	(1,619,434)	7,630,566	
CBA Goodenia Court Unit Development	0	1,000,000	(37,788)	962,212	0	(78,548)	883,664	962,212	0	(77,610)	884,602	
CBA Bluebush Village Stage 1 Executive rooms	0	500,000	(44,550)	455,450	0	(92,414)	363,036	455,450	0	(91,295)	364,155	
Coolgardie Aquatic Facilities	87,929	98,008	(94,756)	91,181	0	(8,463)	82,718	91,181	0	(7,883)	83,298	
Coolgardie Post Office	358,188	419,289	(387,397)	390,080	0	(36,205)	353,875	390,080	0	(33,726)	356,354	
Kambalda Aquatic Facilities	1,376,128	1,368,143	(1,471,439)	1,272,832	0	(118,136)	1,154,696	1,272,832	0	(110,049)	1,162,783	
Kambalda Aquatic Facilities	487,532	464,560	(519,895)	432,197	0	(40,113)	392,084	373,197	0	(37,368)	335,829	
Sewerage Ponds Upgrade & Connection Works	0	0	0	0	0	0	0	0	1,100,000	(192,526)	907,474	
Sewerage Connections	0	0	0	0	0	0	0	0	400,000	(70,030)	329,970	
Waste Water - Standpipe & Holding Pond	0	0	0	0	0	0	0	0	500,000	(43,063)	456,937	
Liquid Waste Facility	0	0	0	0	0	0	0	0	1,000,000	(42,716)	957,284	
<b>Total Borrowings</b>	<b>15</b>	<b>7,725,777</b>	<b>13,100,000</b>	<b>(3,450,825)</b>	<b>17,374,952</b>	<b>11,750,000</b>	<b>(4,226,698)</b>	<b>24,898,254</b>	<b>17,374,952</b>	<b>14,750,000</b>	<b>(5,414,071)</b>	<b>26,710,881</b>

Self supporting loans are financed by payments from third parties. These are shown in Note 4 as other financial assets at amortised cost.

All other loan repayments were financed by general purpose revenue.

Borrowing Finance Cost Payments

Purpose	Loan Number	Institution	Interest Rate	Date final payment is due	Actual for year ending	Budget for year ending	Actual for year ending
					30 June 2024	30 June 2024	30 June 2023
ANZ Bluebush Village Stage 1	00030795LFFR1	ANZ	5.65%	1/12/2028	(462,145)	(343,892)	(261,651)
ANZ Coolgardie Class 3 Waste Facility	00030795LFFR2	ANZ	5.64%	3/03/2027	(108,097)	(117,387)	(134,801)
ANZ Kambalda Aerodrome Refurbishment	00032968LFFR3	ANZ	5.64%	4/06/2027	(42,229)	(35,476)	(39,557)
ANZ Bluebush Village Stage 2 Executive rooms	00041002LFFR4	ANZ	5.64%	11/12/2029	(86,248)	0	0
CBA Bluebush Village Stage 2	3102973	CBA	4.90%	1/05/2028	(89,002)	(187,548)	(20,137)
CBA Bluebush Village Lease payout	3103171	CBA	5.75%	19/06/2028	(266,484)	(562,306)	0
CBA Goodenia Court Unit Development	3102647	CBA	5.71%	11/02/2028	(53,426)	(54,391)	(29,705)
CBA Bluebush Village Stage 1 Executive rooms	3102646	CBA	5.09%	11/02/2028	(23,244)	0	(13,040)
Coolgardie Aquatic Facilities	AUSNA1101428	CBA	5.50%	15/08/2032	(5,560)	(4,939)	(4,748)
Coolgardie Post Office	AUSNA1101428	CBA	5.50%	15/08/2032	(23,783)	(21,128)	(20,484)
Kambalda Aquatic Facilities	AUSNA1101428	CBA	5.50%	15/08/2032	(77,605)	(68,941)	(63,136)
Kambalda Aquatic Facilities	AUSNA1101428	CBA	5.50%	15/08/2032	(26,351)	(23,409)	(20,942)
Sewerage Ponds Upgrade & Connection Works		CBA	0.00%		0	(66,850)	0
Sewerage Connections		CBA	0.00%		0	(24,316)	0
Waste Water - Standpipe & Holding Pond		CBA	0.00%		0	(15,903)	0
Liquid Waste Facility	651410675982	CBA	0.00%		0	(16,250)	0
ANZ Overdraft Facility		ANZ	10.57%		(81,123)	0	(266)
<b>Total Finance Cost Payments</b>					<b>(1,345,297)</b>	<b>(1,542,836)</b>	<b>(608,467)</b>

SHIRE OF COOLGARDIE  
NOTES TO AND FORMING PART OF THE FINANCIAL REPORT  
FOR THE YEAR ENDED 30 JUNE 2024

29. BORROWING AND LEASE LIABILITIES (Continued)

(b) New Borrowings - 2023/24

Particulars/Purpose	Institution	Loan Type	Term Years	Interest Rate	Amount Borrowed		Amount (Used)		Total Interest & Charges	Actual Balance Unspent
					2024 Actual	2024 Budget	2024 Actual	2024 Budget		
				%	\$	\$	\$	\$	\$	\$
Kambalda Workers Accommodation - 120 Person Facility	CBA	Fixed	5	6.00%	2,500,000	2,500,000	(2,500,000)	2,500,000	412,287	0
Bluebush Village Lease Payout	CBA	Fixed	5	6.50%	9,250,000	9,250,000	(9,250,000)	9,250,000	1,658,705	0
Sewerage Ponds Upgrade & Connection Works	CBA	Fixed	5	6.50%	0	1,100,000	0	1,100,000	197,251	0
Sewerage Connections	CBA	Fixed	5	6.50%	0	400,000	0	400,000	71,728	0
Waste Water - Standpipe & Holding Pond	CBA	Fixed	5	6.00%	0	500,000	0	500,000	89,860	0
Liquid Waste Facility	CBA	Fixed	5	6.50%	0	1,000,000	0	1,000,000	179,319	0
					11,750,000	14,750,000	(11,750,000)	14,750,000	2,608,950	0

(c) Unspent Borrowings

Particulars	Institution	Date Borrowed	Unspent Balance 1 July 2023	Borrowed During Year	Expended During Year	Unspent Balance 30 June 2024
			\$	\$	\$	\$
CBA Goodenia Court Unit Development	CBA	15/05/2023	1,000,000	0	0	1,000,000
CBA Bluebush Village Stage 1 Executive rooms	CBA	20/12/2022	369,510	0	(369,510)	0
CBA Bluebush Village Stage 2	CBA	1/05/2023	1,476,067	0	(1,476,067)	0
			2,845,577	0	(1,845,577)	1,000,000

(d) Overdraft

Purpose	Institution	Year Established	Brought Forward 1 July 2023	Increased During Year	Decreased During Year	Overdraft Remaining 30 June 2024
			\$	\$	\$	\$
Fund operating activities	ANZ	22/23	1,000,000	0	(1,000,000)	0
Fund operating activities	CBA	23/24	0	1,802,531	(320,000)	1,482,531
			1,000,000	1,802,531	(1,320,000)	1,482,531

SHIRE OF COOLGARDIE  
NOTES TO AND FORMING PART OF THE FINANCIAL REPORT  
FOR THE YEAR ENDED 30 JUNE 2024

29. BORROWING AND LEASE LIABILITIES (Continued)

(e) Lease Liabilities

Purpose	Note	Actual							Budget			
		Principal at 1	New Leases	Principal	Principal at 30	New Leases	Principal	Principal at 30	Principal at 1	New Leases	Principal	Principal at 30
		July 2022	During 2022-23	Repayments During 2022-23	June 2023	During 2023-24	Repayments During 2023-24	June 2024	July 2023	During 2023-24	Repayments During 2023-24	June 2024
Kambalda Gym Equipment 1		117,703	(5,534)	(23,088)	89,081	0	(18,451)	70,630	93,405	0	(24,298)	69,107
Kambalda Gym Equipment 2		0	0	0	0	33,516	(3,039)	30,477	0	0	0	0
Coolgardie Gym Equipment		0	0	0	0	54,512	(2,578)	51,934	0	105,000	(14,449)	90,551
Kambalda Accommodation Facility - Stage 2		0	0	0	0	3,794,296	(892,443)	2,901,853	0	3,700,000	(797,901)	2,902,099
P351 Hino 700 Series		139,086	0	(23,440)	115,646	0	(24,414)	91,232	113,542	0	(25,544)	87,998
P355 Hino 500 Series		114,540	0	(15,723)	98,817	0	(16,116)	82,701	98,423	0	(16,117)	82,306
P358 Hino 500 Series		106,552	0	(18,255)	88,297	0	(18,725)	69,572	87,839	0	(18,713)	69,126
P382 Caterpillar 962M Wheel Loader		361,476	0	(65,604)	295,872	0	(69,975)	225,897	291,427	0	(70,049)	221,378
P383 Caterpillar 826K Compactor		593,469	0	(107,707)	485,762	0	(114,886)	370,876	525,852	0	(115,005)	410,847
P387 Caterpillar D10T Dozer		0	278,804	(46,346)	232,458	0	(69,218)	163,240	217,102	0	(61,702)	155,400
Mitsubishi Fuso		0	0	0	0	0	0	0	0	260,000	(20,859)	239,141
BENQ Whiteboards		9,921	34,823	(12,734)	32,010	0	(10,348)	21,662	35,644	0	(10,241)	25,403
Merekai IT Equipment		0	0	0	0	41,301	(9,551)	31,750	0	0	0	0
<b>Total Lease Liabilities</b>	11(b)	<b>1,442,747</b>	<b>308,093</b>	<b>(312,897)</b>	<b>1,437,943</b>	<b>3,923,625</b>	<b>(1,249,744)</b>	<b>4,111,824</b>	<b>1,463,234</b>	<b>4,065,000</b>	<b>(1,174,878)</b>	<b>4,353,356</b>

Lease Finance Cost Payments

Purpose	Lease Number	Institution	Interest Rate	Date final payment is due	Actual for year	Budget for year	Actual for year	Lease Term
					ending 30 June 2024	ending 30 June 2024	ending 30 June 2023	
Kambalda Gym Equipment 1	1234-001	Techno Gym	6.90%	7/02/2027	(5,869)	(5,599)	(6,810)	5 years
Kambalda Gym Equipment 2	TBA	Techno Gym	TBA	29/04/2027	(1,117)	0	0	3 years
Coolgardie Gym Equipment	1234-001	Techno Gym	2.54%	7/02/2027	(562)	(4,801)	0	3 years
Kambalda Accommodation Facility - Stage 2	TBA	Vestone	9.59%	3/04/2027	(324,420)	(326,812)	0	3 years
P351 Hino 700 Series	6320171	Kooya	2.54%	13/09/2025	(2,627)	(1,122)	0	7 years
P355 Hino 500 Series	6344997	Kooya	2.54%	18/03/2026	(2,304)	(2,303)	0	7 years
P358 Hino 500 Series	6374551	Kooya	6.86%	18/03/2026	(2,008)	(2,009)	0	7 years
P382 Caterpillar 962M Wheel Loader	1052022	Vestone	6.86%	3/05/2027	(17,627)	(17,628)	0	5 years
P383 Caterpillar 826K Compactor	1052022	Vestone	6.86%	3/05/2027	(28,942)	(28,941)	0	5 years
P387 Caterpillar D10T Dozer	1052022	Vestone	7.79%	5/10/2026	(13,357)	(13,357)	(81,011)	5 years
Mitsubishi Fuso	N/A	N/A	N/A	N/A	0	(12,105)	0	N/A
BENQ Whiteboards	2073290	3E Advantage	2.54%	4/04/2026	(1,819)	(1,819)	(307)	3 years
Merekai IT Equipment	190006130	Grenke	4.24%	31/10/2026	(1,115)	0	0	3 years
<b>Total Finance Cost Payments</b>					<b>(401,767)</b>	<b>(416,496)</b>	<b>(98,128)</b>	

SHIRE OF COOLGARDIE  
 NOTES TO AND FORMING PART OF THE FINANCIAL REPORT  
 FOR THE YEAR ENDED 30 JUNE 2024

30. RESERVE ACCOUNTS

	2024 Actual Opening Balance	2024 Actual Transfer to	2024 Actual Transfer (from)	2024 Actual Closing Balance	2024 Budget Opening Balance	2024 Budget Transfer to	2024 Budget Transfer (from)	2024 Budget Closing Balance	2023 Actual Opening Balance	2023 Actual Transfer to	2023 Actual Transfer (from)	2023 Actual Closing Balance
	\$	\$	\$	\$	\$	\$	\$	\$	\$	\$	\$	\$
<b>Restricted by council</b>												
(a) Plant and Equipment	71,821	5,080	0	76,901	70,950	2,863	(50,000)	23,813	70,950	871	0	71,821
(b) Sewerage	55,779	3,946	0	59,725	55,103	42,224	0	97,327	55,103	676	0	55,779
(c) Infrastructure Renewal	82,818	5,859	0	88,677	81,815	3,302	(80,000)	5,117	81,814	1,004	0	82,818
(d) Aged Accomodation	30,373	2,149	0	32,522	30,005	1,211	0	31,216	30,005	368	0	30,373
	240,791	17,034	0	257,825	237,873	49,600	(130,000)	157,473	237,872	2,919	0	240,791

All reserves are supported by cash and cash equivalents and financial assets at amortised cost and are restricted within equity as Reserve accounts.

In accordance with council resolutions or adopted budget in relation to each reserve account, the purpose for which the reserves are set aside and their anticipated date of use are as follows:

Name of reserve account	Purpose of the reserve account
<b>Restricted by council</b>	
(a) Plant and Equipment	To be used for the purchase of major and minor plant and equipment
(b) Sewerage	To repair, replace or extend the Coolgardie Sewerage Infrastructure
(c) Infrastructure Renewal	To meet the needs of renewal funding for future Capital renewal infrastructure generally
(d) Aged Accomodation	To meet the needs of renewal funding for aged accommodation



## Auditor General

### INDEPENDENT AUDITOR'S REPORT

2024

Shire of Coolgardie

To the Council of the Shire of Coolgardie

#### Opinion

I have audited the financial report of the Shire of Coolgardie (Shire) which comprises:

- the statement of financial position as at 30 June 2024, the statement of comprehensive income, statement of changes in equity, statement of cash flows and statement of financial activity for the year then ended
- notes comprising a summary of material accounting policies and other explanatory information.

In my opinion, the financial report:

- is based on proper accounts and records
- presents fairly, in all material respects, the results of the operations of the Shire for the year ended 30 June 2024 and its financial position at the end of that period
- is in accordance with the *Local Government Act 1995* (the Act) and, to the extent that they are not inconsistent with the Act, Australian Accounting Standards.

#### Basis for opinion

I conducted my audit in accordance with Australian Auditing Standards. My responsibilities under those standards are further described in the Auditor's responsibilities for the audit of the financial report section below.

I believe that the audit evidence I have obtained is sufficient and appropriate to provide a basis for my opinion.

#### Material uncertainty related to going concern

I draw attention to Note 1 in the financial report, which indicates that the Shire incurred a net loss of \$4,617,984 for the year ended 30 June 2024 and as of that date, the Shire's current liabilities exceeded its current assets by \$14,210,643 and the unrestricted cash balance was overdrawn by \$934,081. As stated in Note 1, these events, or conditions, along with other matters as set forth in Note 1, indicate that a material uncertainty exists that may cast significant doubt on the Shire's ability to continue as a going concern. The audit opinion is not modified in respect of this matter.

#### Other information

The Chief Executive Officer (CEO) is responsible for the preparation and the Council for overseeing the other information. The other information is the information in the entity's annual report for the year ended 30 June 2024, but not the financial report and my auditor's report.

My opinion on the financial report does not cover the other information and accordingly, I do not express any form of assurance conclusion thereon.

Page 1 of 3

7<sup>th</sup> Floor Albert Facey House 469 Wellington Street Perth MAIL TO: Perth BC PO Box 8489 Perth WA 6849 TEL: 08 6557 7500

In connection with my audit of the financial report, my responsibility is to read the other information and, in doing so, consider whether the other information is materially inconsistent with the financial report or my knowledge obtained in the audit or otherwise appears to be materially misstated.

If, based on the work I have performed, I conclude that there is a material misstatement of this other information, I am required to report that fact. I did not receive the other information prior to the date of this auditor's report. When I do receive it, I will read it and if I conclude that there is a material misstatement in this information, I am required to communicate the matter to the CEO and Council and request them to correct the misstated information. If the misstated information is not corrected, I may need to retract this auditor's report and re-issue an amended report.

### **Responsibilities of the Chief Executive Officer and Council for the financial report**

The Chief Executive Officer (CEO) of the Shire is responsible for:

- keeping proper accounts and records
- preparation and fair presentation of the financial report in accordance with the requirements of the Act, the Regulations and Australian Accounting Standards
- managing internal control as required by the CEO to ensure the financial report is free from material misstatement, whether due to fraud or error.

In preparing the financial report, the CEO is responsible for:

- assessing the Shire's ability to continue as a going concern
- disclosing, as applicable, matters related to going concern
- using the going concern basis of accounting unless the State Government has made decisions affecting the continued existence of the Shire.

The Council is responsible for overseeing the Shire's financial reporting process.

### **Auditor's responsibilities for the audit of the financial report**

As required by the *Auditor General Act 2006*, my responsibility is to express an opinion on the financial report. The objectives of my audit are to obtain reasonable assurance about whether the financial report as a whole is free from material misstatement, whether due to fraud or error, and to issue an auditor's report that includes my opinion. Reasonable assurance is a high level of assurance but is not a guarantee that an audit conducted in accordance with Australian Auditing Standards will always detect a material misstatement when it exists.

Misstatements can arise from fraud or error and are considered material if, individually or in the aggregate, they could reasonably be expected to influence the economic decisions of users taken on the basis of the financial report. The risk of not detecting a material misstatement resulting from fraud is higher than for one resulting from error, as fraud may involve collusion, forgery, intentional omissions, misrepresentations or the override of internal control.

A further description of my responsibilities for the audit of the financial report is located on the Auditing and Assurance Standards Board website. This description forms part of my auditor's report and can be found at [https://www.auasb.gov.au/auditors\\_responsibilities/ar4.pdf](https://www.auasb.gov.au/auditors_responsibilities/ar4.pdf).

### **My independence and quality management relating to the report on the financial report**

I have complied with the independence requirements of the *Auditor General Act 2006* and the relevant ethical requirements relating to assurance engagements. In accordance with ASQM 1 Quality Management for Firms that Perform Audits or Reviews of Financial Reports and Other Financial Information, or Other Assurance or Related Services Engagements, the Office of the Auditor General maintains a comprehensive system of quality management including documented policies and procedures regarding compliance with ethical requirements, professional standards and applicable legal and regulatory requirements.

### **Matters relating to the electronic publication of the audited financial report**

This auditor's report relates to the financial report of the Shire of Coolgardie for the year ended 30 June 2024 included in the annual report on the Shire's website. The Shire's management is responsible for the integrity of the Shire's website. This audit does not provide assurance on the integrity of the Shire's website. The auditor's report refers only to the financial report. It does not provide an opinion on any other information which may have been hyperlinked to/from the annual report. If users of the financial report are concerned with the inherent risks arising from publication on a website, they are advised to contact the Shire to confirm the information contained in the website version.



Tim Sanya  
Senior Director Financial Audit  
Delegate of the Auditor General for Western Australia  
Perth, Western Australia  
23 June 2025

STRICTLY PRIVATE AND CONFIDENTIAL



# SHIRE OF COOLGARDIE

## Auditor's Closing Report

30 June 2024





# Contents

1. Executive Summary .....	3
2. Outstanding Matters .....	4
3. Areas of Focus .....	5
4. Internal Control Findings .....	14
5. Identified Misstatements .....	15
6. Other Items .....	17
Appendix 1 – Required Communication to Those Charged with Governance.....	19
Appendix 2 – Changes in Accounting Standards .....	20





# 1. Executive Summary

**Introduction**

The primary purpose of this Auditor’s Closing Report is to brief the Shire of Coolgardie (“the Shire” or “the Local Government”) on the results of our substantially completed audit of the financial statements for the year ended 30 June 2024.

Based on RSM’s recommendation, the Office of the Auditor General (OAG) intends to issue an unqualified auditor’s report with paragraph added for Material Uncertainty Relating to Going Concern on the financial statements for the year ended 30 June 2024.

The audit procedures were designed to support our auditor’s opinion and cannot be expected to identify all weaknesses or inefficiencies in your systems and working practices.

The financial statements were submitted by the Shire on 29 September 2024 and were considered of audit ready quality on 11 March 2025.

**Reassessment of risk and audit approach**

There have been no changes in the audit scope. However, our audit approach was modified to address whistleblower concerns and the impact of key staff movements relating to the suspension of the CFO by the ex-CEO and the eventual suspension of the ex-CEO.

**Matters of significance**

In accordance with section 24(1) of the Auditor General Act 2006, the Auditor General is required to report on matters arising out of the performance of the Auditor General’s functions that are, in the opinion of the Auditor General, of such significance as to require reporting. The main significant matter for the 30 June 2024 audit relates to Going Concern as detailed in Section 3 including the consequential impact on the Auditor General’s audit report. All other significant matters that came to our attention have been highlighted in our management letter.

**Our appreciation**





We wish to express our appreciation for the cooperation provided by the Shire management and staff during the audit.

**AMIT KABRA**

Partner – Assurance & Advisory  
RSM Australia Pty Ltd

**TIM SANYA**

Senior Director – Financial Audit  
Office of the Auditor General for Western Australia

OVERALL SUMMARY	
 <p><b>STATUS OF AUDIT</b></p> <p><b>7</b></p> <p><i>Outstanding matters for audit completion</i></p>	 <p><b>KEY AREAS OF AUDIT FOCUS</b></p> <p><b>5</b></p> <p><i>Areas assessed as audit risks</i></p>
 <p><b>INTERNAL CONTROL OBSERVATIONS</b></p> <p><b>12</b></p> <p><i>Improvements to the design and implementation of internal controls</i></p>	 <p><b>IDENTIFIED MISSTATEMENTS</b></p> <p><b>7</b></p> <p><i>Number of adjusted misstatements identified</i></p>





## 2. Outstanding Matters

The following items relating to the completion of our audit procedures are outstanding at the date of the release of this report:

No	Item	Action	Responsibility	Due on/by
1.	OAG file review	Finalisation of the OAG's technical review of the Going Concern disclosures and impact on the audit report.	RSM/OAG	17 June 2025
2.	Financial report	Receipt of the final financial report updated with any changes from OAG's finalised reviews	Management	17 June 2025
3.	Financial report	Receipt of the signed certification of financial report	Management	18 June 2025
4.	Management representation letter	Receipt of signed management representation letter	Management	18 June 2025
5.	Subsequent events	Completion of subsequent event procedures to the date of signing the audit report	RSM/Management	18 June 2025
6.	Audit Opinion	Issuing contract auditor's opinion to the Office of the Auditor General	RSM	19 June 2025
7.	Audit Opinion	Issue of signed auditor's report to the Local Government	OAG	Within 3 working days of the receipt of the contract auditor's opinion





### 3. Areas of Focus

In performing our audit using our optimal risk-based audit methodology, [RSM Orb](#), we have identified the following areas which we consider, in our professional judgment, of most significance in the audit of the financial report for the year ended 30 June 2024:

No.	Focus area	Significant accounting estimates and judgments involved	Identified misstatements	Control findings
1.	Going concern	● Yes	● None	● Yes*
2.	Management override of controls	● None	● None	● Yes*
3.	Revenue recognition – Grants, subsidies and contributions	● None	● Yes^	● Yes*
4.	Investment property, Infrastructure and Property, Plant and Equipment	● Yes	● Yes^	● Yes*
5.	Provision for remediation costs	● Yes	● None	● None

\* Refer to Section 4 Internal Control Findings.  
 ^ Refer to Section 5 Identified Misstatements.





## Area of Focus: Going Concern

### Summary of response

Our audit procedures, among other things, included:

- Reviewing the budget and actuals for the FY24-25;
- Reviewing the council approved budget for FY25-26, which is currently subject to Ministerial approval with respect to increase in rates;
- Reviewing the updated management cashflow forecast covering the period from May 2025 to June 2026;
- Reviewing events subsequent to balance sheet date and its impact on the going concern assumption;
- Updates from the Dept of local government;
- Review of Media publications;
- Conducting corroborative inquiries with management; and
- Reviewing the disclosures in the notes to the financial statements for conformity with the Accounting Standards.

### Findings and Conclusion

As disclosed in the financial statements, the Shire incurred a net loss of \$4,617,984 for the year ended 30 June 2024, and as of that date, the Shire's current liabilities exceeded its current assets by \$14,210,643 and the unrestricted cash balance was negative \$934,081 which reflects the Shire's use of restricted funds for operational purposes.

In addition to the above, we also note that:

- at 30 June 2024, the Shire had \$4.8 million in overdue payables with payments to vendors being delayed;
- post January 2025, loans from banks were consolidated with a single bank including an additional working capital borrowing of \$4 million;
- repayment terms of the bank loans were renegotiated based on interest only payments for a period of 3-5 years;
- post 30 June 2024, occupancy rates for the Bluebush accommodation village have significantly decreased resulting in a decrease in forecasted revenues;
- the Minister has declined the substantial rate increases for mining properties which were proposed for FY26;
- management's intent is to consider a modest increase in the mining rates (approximately \$6m increase in revenue and a decrease in the infrastructure capital expenditure); and
- management will consider the sale of the Bluebush accommodation village which will allow it to settle the bank loans, in part or whole which is yet to be determined..

Pursuant to the Minister's decline of the significant increase in rates for mining properties, management will need to prepare a revised cashflow forecast considering other alternatives such as sale of assets and reduction in expenditure. These conditions indicate a material uncertainty that may cast significant doubt about the ability of the Shire to continue as a going concern.

Based on our discussions with management, review of the FY25-26 budget, and subsequent events, the ability of the Shire to continue as a going concern is dependent on it being able to raise rates revenue and secure additional funding in the next 12 months, to pursue its normal operations.

The Shire administration is confident that the Shire will be able to continue as a going concern and meet its liabilities as and when they fall due as a result of the following actions undertaken or proposed by the Shire:

- (i) Receipt of additional working capital of \$4 million from the banks in April 2025;
- (ii) Bank facilities have been renegotiated with interest only payments effective 1 May 2025 until 28 April 2028;
- (iii) Proposed revised increase in mining rates expected to increase revenue by \$6 million in FY26 subject to Ministerial approval;
- (iv) Sell non-core assets to raise additional working capital as needed, with a portion of the proceeds available for early loan repayments, even though the loans are not due until 28 April 2028; and



(v) The ability to curtail discretionary capital (infrastructure) and administration expenditure as and when required.

This has also been disclosed in Note 1 'Basis of Preparation' section of the financial statements.

**Conclusion:**

Due to the Minister's rejection of the proposed increase in mining rates, management is still in the process of considering alternatives such as modest increase in rates, curtailing discretionary capital expenditure and most importantly sale of the Bluebush accommodation village. As per management, the sale of the accommodation village which has been recently valued by management to be in the range of \$16 - \$20 million will most likely be used to repay a portion of the bank borrowings and working capital purposes. Notwithstanding the alternatives will take some time to execute while the cash position remains uncertain. Accordingly, in accordance with the requirements of the Auditing Standards, we have concluded that a Material Uncertainty Relating to Going Concern exists.

Without modifying the opinion, we have proposed inclusion of a paragraph in the audit report to this effect.





## Area of Focus: Management override of controls

### Summary of response

Our audit procedures, among other things, included:

- Testing journal entries recorded in the general ledger and adjustments on a sample basis based on data analytics to identify journal entries that exhibit characteristics of audit interest;
- Assessing accounting estimates for evidence of biases;
- Review unusual, significant transactions and related party transactions; and
- Conduct an unpredictability test.

### Findings and Conclusion

We would like to highlight the following findings from our procedures which we consider to be of significance:

- Inappropriate use of restricted funds – these funds were applied for use in the Shire's operational purposes;
- Revenue from Airport Operation without a Formal Agreement;
- Recruitment of a Project Officer based overseas;
- Allegations of unfair dismissal of employees;
- Bank loan not utilised for intended purposes;
- Discounts for room rate on the Shire's Village Accommodation without proper authorisation;
- Instances of accounting entries without the supporting documentation.

#### Conclusion:

Based on our work, we have concluded that there were insufficient processes and controls to manage the risk of management override of controls. We undertook additional procedures to address the risk of misstatement to financial statements arising from the above matters. Based on our procedures, we have ensured that adjustments have been made and where required, appropriate disclosures have been made to the financial statements.

Each of the above matters have been detailed within the management letter, tabled separately, with recommendation for improvements. Refer to Section 4 Internal Control Findings.





## Area of Focus: Revenue recognition – Grants, subsidies and contributions

Account	2024 \$'000	2023 \$'000
Grants, subsidies and contributions (capital and operational)	4,250	4,599

### Summary of response

Our audit procedures, among other things, included:

- Performing test of details, on a sample basis, over grants, subsidies and contributions throughout the year and transactions near year end to ensure they were correctly and completely accounted for in line with the Local Government's revenue recognition policy;
- Performing calculation checks on contract liabilities related to grants, subsidies and contributions and vouching to related agreements;
- Reviewing receivables balances on a sample basis and performing subsequent receipt testing; and
- Testing journal entries for any management override of internal controls related to revenue recognition.

### Findings and Conclusion

We identified

- One misstatement that has been adjusted by management (Refer to item 1 in Section 5 Identified Misstatements)
- Two processes improvement opportunities in relation to recognition of grant revenue and:
- Instance of an arrangement which did not have a signed formal agreement (Refer to item 3 and 7 in Section 4 Internal Control Findings)

### Conclusion

Based on our procedures, we are satisfied that grants revenue, in all material respects, has been accounted for in accordance with the requirements of the *Local Government Act 1995 (LG Act)* and the *Local Government (Financial Management) Regulations 1996 (Financial Management Regulations)*.





## Areas of Focus: Investment property, Infrastructure and Property, Plant and Equipment

Account	2024 \$'000	2023 \$'000
Investment property	23,489	-
Property, plant and equipment	39,147	48,815
Infrastructure	118,650	123,527

### Summary of response

Our audit procedures, among other things, included:

- Assessing the design, implementation and operating effectiveness of key internal controls within the Infrastructure and Property, Plant and Equipment cycle;
- Performing test of details, on a sample basis, material additions to Infrastructure, Property, Plant and Equipment (which includes work in progress) to ensure they qualify for capitalisation under AASB 116 Property, plant and equipment;
- Reviewing the fair value estimates subsequent to the year-end (obtained from independent valuation report effective March 2025). Considering the scope, competency and methodology of the valuer to determine fair values, including consideration of significant assumptions, methods and data utilised.
- Performing test of details, on a sample basis, over depreciation expenses to ensure it is calculated in accordance with the Shire's depreciation policy.
- Testing accuracy and completeness of data sets including review of useful lives, condition assessments and depreciation rates.
- Reviewing management impairment assessment for any indication of management bias.
- Reviewing the disclosures in the notes to the financial statements to confirm their appropriateness.





## Areas of Focus: Investment Property, Infrastructure and Property, Plant and Equipment (Continued)

### Findings and Conclusions

We would like to highlight the following key findings from our procedures:

- Reclassified Bluebush Village (investment property) from Property, Plant and Equipment to Investment Property to comply with AASB 140 para 5. (Refer to item 4 in Section 5 Identified Misstatements)
- The Shire has obtained an independent valuation of the Bluebush Village (investment property) effective 28 March 2025. The valuation was obtained for internal purpose relating to possible sale of the asset. The property was valued within a range of \$16.4 million to \$19.4 million with an adopted valuation of \$18 million.
- The carrying value of the investment property as at 30 June 2024 was \$23.5 million.
- We have assessed whether the valuation obtained subsequent to the year is indicative of any fair value adjustment at 30 June 2024. In our assessment we note that:
  - The property construction was fully completed in February-March 2024 with addition of \$13.7 million during the year. As it was the year of construction, the cost incurred during the year is deemed a sufficient proxy for its fair value at 30 June 2024;
  - The land on which the property is constructed is currently held under a Crown Land Title. The Shire has negotiated the acquisition of a Freehold Interest in the land and the titles are yet to be issued. The valuer has assumed the successful issue of a Freehold Title, even though this is yet to occur. As such the valuation is not reflective of the conditions existing at 30 June 2024. Management have informed that the title was transferred as free hold in April 2025);
  - The occupancy of the property has decreased to 25% between July 24 to March 25 and could be attributed to a lack of focus due to the disruptions at the Shire;
  - The valuer also notes the asset has unique features and is expected to be of more strategic value to a mining company. Hence their report is intended to assist the Shire in assessing its strategic options including the potential sale.
  - The independent valuation of the Bluebush Village was effective 28 March 2025, hence applying the fair value retrospectively to 30 June 2024 is not deemed to be correct.

### Conclusion

Overall, based on our procedures, we are satisfied that Investment Property, Infrastructure, and property, plant and equipment, in all material respects, have been accounted for in accordance with the requirements of the LG Act and the Financial Management Regulations.

We also identified one misstatement, in relation to incorrect depreciation charge recognised for infrastructure assets, which were adjusted by management (Refer to item 2 in Section 5 Identified Misstatements) and process improvement opportunity (Refer to item 9 in Section 4 Internal Control Findings).





## Area of Focus: Provision for remediation costs

Account	2024 \$'000	2023 \$'000
Provision for remediation costs	4,700	4,516

### Summary of response

Our audit procedures, among other things, included:

- Reviewing management's assessment to identify any changes required to the provision for remediation costs for the landfills;
- Assessing the reasonability of the present value calculation for the provision for remediation costs;
- Reviewing the disclosures in the notes to the financial statements to confirm their appropriateness.

### Findings and Conclusion

#### Conclusion

Based on our procedures, we are satisfied that provision for rehabilitation, in all material respects, has been accounted for under Australian Accounting Standards, to the extent that they are not inconsistent with the LG Act and the Financial Management Regulations.





## Areas of Focus: Other critical disclosures within the financial statements

RSM has also audited the following critical disclosures in the financial statements by verifying the underlying calculations and auditing the evidence to support the amounts disclosed. Our findings are outlined in the below table.

Description of disclosure	RSM Audit response	Findings
1. <b>Related party disclosures</b>	We have reviewed the disclosures and supporting materials to ensure compliance with AASB 124. We have assessed the Local Government’s internal controls around the identification and proper disclosure of related party transactions and key management remuneration.	Our procedures regarding related parties did not identify any significant matters.
2. <b>Capital and other commitments for expenditure</b>	We have checked the underlying calculations and review the evidence to support the amounts disclosed.	Our procedures regarding capital and other commitments did not identify any significant matters.
3. <b>Areas subject to accounting estimates</b>	<p>We have considered the areas of the Local Government’s financial statements that are subject to estimation uncertainty, few are of sufficient quantum to be susceptible to material misstatement.</p> <p>We determined that the balances listed below include estimates that may be susceptible to material misstatement due to the measurement of the monetary amount.</p> <ul style="list-style-type: none"> <li>• Financial and non-financial assets- assessment of impairment indicators;</li> <li>• Depreciation rates applied to Infrastructure and Property, Plant and Equipment;</li> <li>• Leases - discount rates, make good provisions and lease extension options;</li> <li>• Landfill rehabilitation provision - discount rates, inflation rates and timing of future cash flows;</li> <li>• Employee benefits provisions – the probability of leave vesting, discount rates, wage inflation rates and timing of future cash flows.</li> </ul> <p>Our additional audit work encompassed performing more granular assessments regarding the risk that accounting estimates are materially misstated. In addition, we focused on appropriately responding to the levels of estimation uncertainty, complexity and subjectivity in the accounting estimate.</p>	Where relevant, the matters identified have been discussed in Section 3 above.





## 4. Internal Control Findings

### Findings

Included below is an update on the status of prior year findings as well as control weaknesses identified during the interim and final audit stages.

Findings	Prior year finding	Rating	Status	Target completion date
1. Material uncertainty relating to Going concern	No	Significant	Open	Dec 2025
2. Inappropriate use of restricted funds	Yes	Significant	Open	Dec 2025
3. Revenue from Airport Operations without a formal agreement	No	Significant	Open	Dec 2025
4. Recruitment of Project Officer from overseas	No	Significant	Open	Dec 2025
5. Allegations of unfair dismissal of employees	No	Significant	Open	Dec 2025
6. Loans not utilised for their intended purpose	No	Significant	Open	Dec 2025
7. Incorrect accounting treatment for Capital Grant Revenue	No	Moderate	Open	Dec 2025
8. Commercial agreement lacking clarity	No	Moderate	Open	Dec 2025
9. Incorrect recognition of depreciation charges	No	Moderate	Open	Dec 2025
10. Unauthorised discounts on Village accommodation room rates	No	Moderate	Open	Dec 2025
11. Accounting entries without supporting documentation	No	Moderate	Open	Dec 2025
12. Portable and attractive assets register not maintained	No	Minor	Open	Dec 2025





## 5. Identified Misstatements

### Adjusted Misstatements

The following adjustments were corrected by management as a result of our audit.

Description	Asset Dr/(Cr) \$	Liabilities Dr/(Cr) \$	Equity Dr/(Cr) \$	Profit and Loss Dr/(Cr) \$
1. Incorrect recognition of capital grants	(585,374)	-	-	585,374
2. Depreciation – adjustment on infrastructure assets due to incorrect depreciation rates used	762,413	-	-	(762,413)
3. Provision for legal settlement of Casair Pty Ltd	-	(214,203)	-	214,203
4. Reclassification of Bluebush village from PPE to Investment Property	(23,489,361)	-	-	-
	23,489,361			
<b>Total</b>	<b>177,039</b>	<b>(214,203)</b>	<b>-</b>	<b>37,164</b>

### Unadjusted Misstatements

The following unadjusted amounts have been identified during the conduct of our audit. Management have determined that these amounts are immaterial and do not require adjustment to the financial report. We concur with management's determination.

Description	Asset Dr/(Cr) \$	Liabilities Dr/(Cr) \$	Equity Dr/(Cr) \$	Profit and Loss Dr/(Cr) \$
1. Recognition of the understated share of investment in the joint operation in Goldfields Record Storage due to the Shire's non-adherence to AASB 11.	39,521	-	-	(39,521)
2. Lease payments to Rangecon were incorrectly recognised as asset consideration	(250,000)	-	-	250,000
3. Under provision of Coolgardie class III remediation costs	133,916	(133,916)	-	-
<b>Total</b>	<b>(76,563)</b>	<b>(133,916)</b>	<b>-</b>	<b>210,479</b>

### Uncorrected Disclosures in the Financial Report

We did not identify any disclosure deficiencies in the financial statements for the year ended 30 June 2024.





## 5 Identified Misstatements (continued)

We have not listed the adjusted misstatements in their entirety due to the significant changes to the trial balance and CEO certified financial statements provided to us on 29 September 2024. The significant changes to the financial statements meant that several audit procedures had to re-performed due to the material changes. A summary of the changes between the final version of the financial statements provided to us on 11 March 2025, compared to the initial CEO certified financial statements is provided below:

Statement of Comprehensive Income	Final audited (\$000)	Initial CEO certified (\$000)	Variance (\$000)
<b>Revenue</b>			
Rates	10,358	10,358	-
Grants, subsidies and contributions	3,600	4,032	(432)
Fees and charges	14,283	14,298	(15)
Interest earnings	61	61	-
Other revenue	1,464	1,358	106
	<b>29,766</b>	<b>30,107</b>	<b>(341)</b>
<b>Expenses</b>			
Employee costs	(6,945)	(6,935)	(10)
Materials and contracts	(12,450)	(12,482)	32
Utility charges	(1,211)	(1,211)	-
Depreciation	(10,784)	(11,503)	719
Finance costs	(1,747)	(1,607)	(140)
Insurance	(396)	(396)	-
Other expenditure	(1,684)	(1,465)	(219)
	<b>(35,217)</b>	<b>(35,599)</b>	<b>382</b>
Capital grants, subsidies and contributions	651	1,948	(1,297)
Profit on asset disposals	180	180	-
Fair value adjustments to financial assets at fair value through profit or loss	2	2	-
<b>Net result for the period</b>	<b>(4,618)</b>	<b>(3,362)</b>	<b>(1,297)</b>
Changes in asset revaluation surplus	(184)	(184)	-
<b>Total comprehensive income for the period</b>	<b>(4,802)</b>	<b>(3,547)</b>	<b>(1,256)</b>

Statement of Financial Position	Final audited (\$000)	Initial CEO certified (\$000)	Variance (\$000)
Cash and cash equivalents	1,522	1,522	-
Trade and other receivables	1,989	2,561	(572)
Inventories	13	13	-
Other assets	36	4	32
<b>Total Current Assets</b>	<b>3,560</b>	<b>4,100</b>	<b>(540)</b>
Trade and Other Receivables	262	247	15
Other financial assets	104	104	-
Property, plant and equipment	39,147	62,598	(23,451)
Infrastructure	118,650	117,909	741
Right-of-use-assets	3,572	3,442	130
Investment property	23,489	-	23,489
<b>Total Non-Current Assets</b>	<b>185,225</b>	<b>184,300</b>	<b>924</b>
<b>Total Assets</b>	<b>188,784</b>	<b>188,400</b>	<b>384</b>
Trade and other payables	6,811	6,811	-
Other liabilities	1,198	7	1,191
Lease Liabilities	1,904	1,487	417
Borrowings	7,306	7,447	(141)
Employee related provisions	337	336	1
Other provisions	214	-	214
<b>Total Current Liabilities</b>	<b>17,770</b>	<b>16,089</b>	<b>1,682</b>
Lease liabilities	2,207	2,392	(185)
Borrowings	19,075	18,932	143
Employee related provisions	138	138	-
Other provisions	4,700	4,700	-
<b>Total Non-Current Liabilities</b>	<b>26,120</b>	<b>26,162</b>	<b>(42)</b>
<b>Total Liabilities</b>	<b>43,890</b>	<b>42,250</b>	<b>1,640</b>
<b>Net Assets</b>	<b>144,894</b>	<b>146,150</b>	<b>(1,256)</b>
Retained surplus	54,025	55,281	(1,256)
Reserve accounts	258	258	-
Revaluation surplus	90,611	90,611	-
<b>Total Equity</b>	<b>144,894</b>	<b>144,894</b>	<b>(1,256)</b>



## 6. Other Items

### Additional work and fees

Significant delays were experienced during the audit process which commenced in March 2024 to current date June 2025. These delays were due to a number of matters including those identified in Sections 3 and 4 above and required significant additional audit work compared to the original audit plan to finalise the audit. Some of the key additional specific work undertaken is outlined below:

1. Assessment of going concern - This was a significant and unusual matter in the audit process especially for a local government. Our work included review of the cash flow forecast provided in February 2025, revised version in May 2025, and also consideration of other financial and operational factors as required under the auditing standards including but not limited to up-to-date information such as rejection of the proposed rate increase by the Minister and other alternatives considered by management. This matter was highlighted as part of the Audit Planning Memorandum presented at the entrance meeting on 17 April 2024 but unfortunately, the information required for assessment of going concern was not available until early 2025 calendar year.
2. Addressing management override of controls - Additional procedures had to be undertaken to address the additional risks arising from management override of controls. As noted under Section 3 on page 8 of this report, significant additional work was required to be undertaken to address the financial statements impact of the various observations.
3. Significant changes to the financial statements - The changes arose from issues identified during the audit and management's own identification of other matters. Section 5 above on page 16 highlights the changes in the financials compared to the original CEO certified version received by us on 30 September 2024. The changes across a majority of the line items means that a significant rework was required in a number of areas. Though on an overall basis, there were only 3 versions of the financial statements, this was due to the agreement process with management to ensure that the financial statements are provided only after all adjustments are fully processed by management.
4. Management letter findings – We are required to formally communicate internal control findings through the management letter. The number and nature of findings are unusually high for a typical local government and required significant additional effort and reflects in part the matters raised throughout this report.
5. Subsequent event matters – Various matters subsequent to the balance sheet date such as update to forecast cash flows, renegotiation of bank facilities, resignation of the CEO and the ongoing investigation has required substantial consideration of the impact on the financial statements including appropriate disclosures.
6. Delays in provision of audit requests such as cashflow forecast, lease schedules, support of workings of the financial statements and obtaining support of matters identified under Section 3 on page 8 of this report.

The above and other matters have resulted in significant additional time and effort from both RSM and the OAG in completing the audit. It is estimated that the variation to the current year audit fee is within the range of \$75,000 - \$80,000 (excluding GST). The final fee variation is subject to finalisation with the OAG and will be advised in due course.

We do acknowledge the significant efforts from the new management team in resolving the above matters to enable finalisation of the audit process.

### Matters for next year

The following areas of focus will be relevant for next year's audit:

- Findings from the reviews conducted by the Department and any related impact on the financial statements;
- Assessment of Going Concern;
- Review of fair value of Investment Property or accounting for sale as appropriate; and
- Follow up on management letter points (Section 4 above), specifically those that remain from FY24.





# Appendices

Appendix 1 – Required Communication to Those Charged with Governance

Appendix 2 – Changes in Accounting Standards



# Appendix 1 – Required Communication to Those Charged with Governance

In accordance with Australian Auditing Standards, we are required to communicate the following matters to the Chief Executive Officer and the Council:

Matter	How we addressed this matter	Result
Independence	We have fully satisfied ourselves that we do not have any actual or perceived conflict of interest.	
Environmental matters	Based on our work within the scope of our engagement, nothing came to our attention to indicate the key controls around contaminated sites are ineffective.	
Subsequent events	All events subsequent to the date of the financial report and up to the date of this letter for which Australian Accounting Standards require adjustment or disclosure, have been adjusted and disclosed within the financial report.	
Compliance with laws and regulations	Based on our work within the scope of our engagement, nothing came to our attention to indicate the key controls around compliance with laws and regulations are ineffective.	
External confirmations	There were no instances where management refused or denied us to send a request for external confirmation.	

Matter	How we addressed this matter	Result
Contingent liabilities or commitments	Based on our work within the scope of our engagement, nothing came to our attention to indicate the contingent liabilities or commitments are not adequately disclosed within the financial report.	
Going concern	Apart from matters noted under Note 1 of the financial statements no other events or conditions have been identified during the audit that may cast doubt on the Shire's ability to continue as a going concern for 12 months from the date of our auditor's report.	
Responsibilities relating to fraud	Based on our inquiries and audit procedures, we did not become aware of any fraud during our audit.	
Other information	Our procedures have not identified any material misstatement within the other information contained within the financial report.	





## Appendix 2 – Changes in Accounting Standards

Standard	Matter	Key requirements	Application date
<b>AASB 13 Fair Value Measurement</b>	AASB 2022-10 Amendments to Australian Accounting Standards – Fair Value Measurement of Non-Financial Assets of Not-for-Profit Public Sector Entities	AASB 2022-10 amends AASB 13 Fair Value Measurement for fair value measurements of non-financial assets of not-for-profit public sector entities not held primarily for their ability to generate net cash inflows. Specifically, for such an asset, the standard: <ul style="list-style-type: none"> <li>a) specifies that the entity is required to consider whether the asset’s highest and best use differs from its current use only when, at the measurement date, it is:                             <ul style="list-style-type: none"> <li>i. classified as held for sale or held for distribution to owners in accordance with AASB 5 Non-current Assets Held for Sale and Discontinued Operations; or</li> <li>ii. highly probable that the asset will be used for an alternative purpose to its current use;</li> </ul> </li> <li>b) clarifies that the asset’s use is ‘financially feasible’ if market participants would be willing to invest in the asset’s service capability, considering both the capability of the asset to be used to provide needed goods or services to beneficiaries and the resulting cost of those goods or services;</li> <li>c) specifies that, if both the market selling price of a comparable asset and some market participant data required to measure the fair value of the asset are not observable, an entity uses its own assumptions as a starting point in developing unobservable inputs and adjusts those assumptions to the extent that reasonably available information indicates that other market participants (including, but not limited to, other not-for-profit public sector entities) would use different data; and</li> <li>d) provides guidance on how the cost approach is to be applied to measure the asset’s fair value, including guidance on the nature of costs to include in the replacement cost of a reference asset and on the identification of economic obsolescence.</li> </ul>	Period beginning on or after 1 January 2024.
<b>AASB 16 Leases</b>	AASB 2022-5 Amendments to Australian Accounting Standards – Lease Liability in a Sale and Leaseback	AASB 2022-5 amends AASB 16 Leases to add subsequent measurement requirements for sale and leaseback transactions that satisfy the requirements in AASB 15 Revenue from Contracts with Customers to be accounted for as a sale. AASB 16 already requires a seller-lessee to recognise only the amount of any gain or loss that relates to the rights transferred to the buyer-lessor. The amendments made by this Standard ensure that a similar approach is applied by also requiring a seller-lessee to subsequently measure lease liabilities arising from a leaseback in a way that does not recognise any amount of the gain or loss related to the right of use it retains.	Period beginning on or after 1 January 2024.

For more information, visit: [www.rsm.global/australia/service/audit-and-assurance-services](http://www.rsm.global/australia/service/audit-and-assurance-services)



**THE POWER OF BEING UNDERSTOOD**  
ASSURANCE | TAX | CONSULTING



#### **RSM Australia**

Level 32, Exchange Tower  
2 The Esplanade  
Perth WA 6000  
T +61 (08) 9261 9100  
F +61 (08) 9261 9111  
rsm.com.au

RSM Australia is a member of the RSM network and trades as RSM. RSM is the trading name used by the members of the RSM network.

Each member of the RSM network is an independent accounting and consulting firm each of which practices in its own right. The RSM network is not itself a separate legal entity of any description in any jurisdiction.

The RSM network is administered by RSM International Limited, a company registered in England and Wales (company number 4040598) whose registered office is at 50 Cannon Street, 2nd Floor, London EC4N 6JJ.

The brand and trademark RSM and other intellectual property rights used by members of the network are owned by RSM International Association, an association governed by article 60 et seq of the Civil Code of Switzerland whose seat is in Zug.

© RSM International Association

Liability limited by a scheme approved under professional standards legislation

**Shire of Coolgardie  
2023/24 Auditors Report**

Matter Raised	Rating	Area of Concern	Action Taken / Proposed Action	Measurement of Success
<p><b>Material uncertainty relating to Going concern</b></p>	<p><b>Significant</b></p>	<p>The Shire incurred a net loss of \$4,617,984 for the year ended 30 June 2024. As at that date, the Shire's current liabilities exceeded its current assets by \$14,210,643 and its unrestricted cash balance was (\$934,061).</p>	<p>Management plans to deal with the adverse effects of uncertainty relating to going concerns in ways listed below.</p> <p>Restructuring of the loans: All existing loans are renegotiated to interest only payments for a period of 3-5 years</p> <p>Look at possibility of selling the Bluebush Village, which if was to occur, then the funds from the sale would be used to pay off the majority of the Shire's loans.</p> <p>Contract Management: Full assessment of outsourced activities has been conducted and only the minimal contractors are being used to further ensure that services are delivered efficiently, and best value is being</p> <p>Expenditures reviewed: Major projects are cancelled or reduced.</p> <p>Reviewing Revenue Management: Including General Rates, Fees &amp; Charges, Other Revenue</p>	<p>There has been a very slight improvement with some of the measures undertaken like restructuring of loans which has assisted in increasing our unrestricted cash, however that has been used to pay our Creditors.</p> <p>The best way is to regularly review our financial performance against our budgets take corrective actions as needed.</p>

Matter Raised	Rating	Area of Concern	Action Taken / Proposed Action	Measurement of Success
<p><b>Inappropriate use of restricted funds</b></p>	<p><b>Significant</b></p>	<p>At 30 June 2024, the total balance of cash and cash equivalents of the Shire was \$1,521,748. Of this amount, \$2,455,829 related to restricted funds indicating a negative unrestricted cash balance of \$934,081.</p> <p>The overdrawn unrestricted cash balance reflects the Shire's use of restricted funds (relating to unspent grant monies, infrastructure assets and bank loans, rather than legislatively restricted reserve funds) for its operational activities due to cash shortfalls in the general municipal funds during the year.</p>	<p>Managements proposed action is to develop a Comprehensive Financial Plan.</p> <p>A detailed financial plan will address the Shire's operational needs without relying on restricted funds. This plan can include realistic revenue projections, expense management strategies, and contingency plans for unforeseen financial challenges</p>	<p>Restricted funds used solely for their intended purpose in accordance with Local Government Act 1995.</p>
<p><b>Revenue from Airport Operation without a formal agreement</b></p>	<p><b>Significant</b></p>	<p>No signed agreement between the Shire and CASAIR formalising the revenue arrangement.</p> <p>Prior to the year end, CASAIR filed a writ against the Shire and as at the date of this report, the Shire has entered into a Deed of Settlement and Release with CASAIR, requiring the Shire to pay \$214,203 for compensation relating to head tax payments made on behalf of CASAIR to the Shire, for private charter flights into Kambalda Aerodrome and the use of the Shire facilities at that aerodrome.</p>	<p>All major revenue streams are being reviewed and formalised agreements are being put in place to ensure transparency and completeness.</p>	<p>All arrangements must be appropriately formalised.</p>

Matter Raised	Rating	Area of Concern	Action Taken / Proposed Action	Measurement of Success
<p><b>Recruitment of Project Officer from overseas</b></p>	<p><b>Significant</b></p>	<p>The Senior Project Officer was employed by the Shire from 23 October 2023 to 19 April 2024, with a second contract offered from 3 April to 2 October 2024. Initially working onsite, the staff member later transitioned to remote work from their home country, Montserrat. The recruitment was conducted directly by the ex-CEO, bypassing the Shire's recruitment and selection policy. The employment contract specified duties were to be performed from home or the Kambalda offic, yet no clarification was provided on how the role was to be effectively carried out from an international location. It was also noted that the staff member was simultaneously employed by the Government of Montserrat, a fact listed on their resume but reportedly unknown to Shire management. Furthermore, the staff member held a Working Holiday (subclass 417) visa, which restricts employment with one employer to six months without written approval, suggesting a breach of visa conditions.</p>	<p>Management has taken steps to recruit employees in accordance with Shire's policy performing detailed background checks before finalising the recruiting process.</p>	<p>Recruitment of all staff in accordance with Shire Policy.</p>
<p><b>Allegations of unfair dismissal of employees</b></p>	<p><b>Significant</b></p>	<p>Employees filed claims against the Shire for termination without cause. These claims were settled out of court for \$150,000.</p> <p>A review on one of the deed of settlements and documentation from the legal service provider, indicates that the root cause for the termination was a telephone conversation between a senior executive and the employee, where the</p>	<p>Management proposes to undertake appropriate training and education across the organisation to improve the cultural issues and institute processes that empower employees to report inappropriate behaviour by senior management.</p>	<p>Improvements in the culture of the Shire and the number of complaints made in any given year.</p>

Matter Raised	Rating	Area of Concern	Action Taken / Proposed Action	Measurement of Success
		employee alleged that the senior executive appeared to be manipulating the tendering process for Shire projects in favour of certain tenderers.		
<b>Loan not utilised for intended purposes</b>	<b>Significant</b>	<p>Invoices totalling \$965,151 were due to Modular Pty Ltd for the construction of three modular houses at Goodenia Court. These invoices were issued at various stages of the construction process and were payable within 10 working days from their respective issue dates.</p> <p>It was noted that a loan of \$1,000,000 from CBA obtained in FY23 for this purpose was fully drawn down and yet the vendor invoices were still outstanding indicating that the loan was not utilised for the purpose for which it was obtained for.</p> <p>Further noted that the Shire did not carry out any tender process for this purchase as per the Shire's purchase policy (which applies for purchases exceeding \$250,000).</p>	Management is taking steps to ensure procurement is done in accordance with Shire's policy.	Loans are utilised for the purposes they are approved for.
<b>Incorrect accounting treatment for Capital Grant Revenue</b>	<b>Moderate</b>	<p>No proper revenue assessment on all funding arrangement as required by accounting standards AASB 15 <i>Revenue from contracts with customers</i> and AASB 1058 <i>Income of Not-for-Profit Entities</i>. Management recorded all funding arrangement as revenue at the time of receipt, without evaluating it under the appropriate standards. This resulted in an overstatement of capital grants revenue by \$0.6 million, which has since been adjusted by management.</p>	<p>Management plans that a grant register will be maintained, and the following will be implemented</p> <ul style="list-style-type: none"> <li>- Document the assessment of how Shire will recognize the revenue from Grants and contributions under ASSB and complete a detailed revenue recognitions assessment of revenue streams</li> <li>- Perform reconciliations of contract/liability balances at each month's end.</li> </ul>	Compliance with AASB 15 <i>Revenue from contracts with customers</i> and AASB 1058 <i>Income of Not-for-Profit Entities</i> .

Matter Raised	Rating	Area of Concern	Action Taken / Proposed Action	Measurement of Success
<b>Commercial Agreement lacking clarity</b>	<b>Moderate</b>	<p>The rental agreement with Vestone Capital Pty Ltd in 2023 to fund the construction of 100 rooms and two laundry facilities at the Shire's Bluebush village facility, involves a payment of \$4,307,919 (excluding GST) over three years, followed by a payment of "fair market value" at the end of the lease period. The agreement is recorded as a finance lease within the books. It is normal for the ownership of the asset to pass to the Shire after the end of the finance lease.</p> <p>A review of the agreement noted that while other terms of the financing agreement appeared reasonable, the clause relating to the payment of a "fair market value" at the end of the agreement exposes the Shire to significant financial risk. While it was noted correspondence between the Shire's representative (Uniqco) and Vestone suggesting the Shire's expectation of a peppercorn value at the end of the term, no documentation was provided for our audit</p>	<p>Management had indeed emailed the Auditors on correspondence from Vestone confirming the transfer of ownership for \$1 at the end of the lease. Management is ensuring all agreements are executed validly and ensuring no financial risk in case of any disputes.</p>	<p>Ensuring that all signed agreements reflect the intended outcome.</p>
<b>Incorrect Depreciation Charge</b>	<b>Moderate</b>	<p>The Shire did not consider the information relevant to depreciation of assets as provided by independent external valuer in their 2023 valuation report.</p> <p>Specifically, subclasses of infrastructure assets were grouped together and subjected to a uniform depreciation rate, without considering the individual useful life of each asset which was available from the valuation. This resulted in an over-depreciation of \$0.7 million for 2023-24.</p>	<p>Management has subsequently corrected the error and adjusted the remaining used life of the assets in the Fixed Assets register.</p>	<p>Depreciation to be reviewed and documented at least once annually.</p>

Matter Raised	Rating	Area of Concern	Action Taken / Proposed Action	Measurement of Success
Discounts for room rate without authorisation	Moderate	The rates for the Bluebush Village accommodation were discounted from the rates included in the signed agreements with Karora Resources and Goldfields St Ives. This variation was negotiated via email rather than through a formal variation agreement. Further, the email correspondence was not conducted with the authorised signatories from those companies.	Management has taken steps to ensure variations are reported to the Shire as per policy and all agreements with companies are reviewed and steps taken to be corrected.	All agreements must be formalised.
Accounting entries without the supporting documents	Moderate	Two debtors related to grants, amounting to \$585k, were invoiced without any supporting documentation. Upon inquiry, we were advised that these should not have been raised as debtors.	Management has subsequently reversed the invoices and ensure that staff are required to attach sufficient evidence to all entries.	Sufficient documentation obtained before transactions are recorded.
Portable and attractive assets register not maintained	Minor	No formal policy in place to record and monitor portable and attractive assets valued under \$5,000. Furthermore, it was noted that the Shire does not have a policy in place to dispose and record the disposals of these assets.	Management has recommended a draft policy to be implemented in the new financial year.  Under the Local Government (Financial Management) Regulations 1996 - Reg 17B, "A local government must take all reasonable steps to prevent the theft or loss of a non-consumable asset that is susceptible to theft or loss due to its portable nature and attractiveness for personal use or resale	Adoption of an Attractive Assets Policy.



Our Ref: 8645

Mr Malcolm Cullen  
President  
Shire of Coolgardie  
PO Box 138  
KAMBALDA WA 6442

7th Floor, Albert Facey House  
469 Wellington Street, Perth

**Mail to:** Perth BC  
PO Box 8489  
PERTH WA 6849

**Tel:** 08 6557 7500  
**Email:** [info@audit.wa.gov.au](mailto:info@audit.wa.gov.au)

Email: [shire.president@coolgardie.wa.gov.au](mailto:shire.president@coolgardie.wa.gov.au)

Dear Mr Cullen

#### **ANNUAL FINANCIAL REPORT FOR THE YEAR ENDED 30 JUNE 2024**

The Office has completed the audit of the annual financial report for your local government. In accordance with section 7.12AD (2) of the *Local Government Act 1995*, we enclose the Auditor General's auditor's report, together with the audited annual financial report.

We have also forwarded the reports to the CEO and the Minister for Local Government, as required by the Act.

The CEO is required to publish the annual report, including the auditor's report and the audited financial report, on your Shire's official website within 14 days after the annual report has been accepted by your Council.

#### **Material uncertainty related to going concern paragraph**

As discussed at the exit meeting, the Auditor General's audit report includes the following paragraph:

- **Material uncertainty related to going concern**

I draw attention to Note 1 in the financial report, which indicates that the Shire incurred a net loss of \$4,617,984 for the year ended 30 June 2024 and as of that date, the Shire's current liabilities exceeded its current assets by \$14,210,643 and the unrestricted cash balance was overdrawn by \$934,081. As stated in Note 1, these events, or conditions, along with other matters as set forth in Note 1, indicate that a material uncertainty exists that may cast significant doubt on the Shire's ability to continue as a going concern. The audit opinion is not modified in respect of this matter.

#### **Management control issues**

I would like to draw your attention to the attached listing of deficiencies in internal control and other matters that were identified during the audit. These matters have been discussed with management and their comments have been included in the attachment.

Please note that the purpose of our audit was to express an opinion on the financial report. The audit included consideration of internal control relevant to the preparation of the financial report in order to design audit procedures that were appropriate in the circumstances, but not for the purpose of expressing an opinion on the effectiveness of internal control.

An audit is not designed to identify all internal control deficiencies that may require management attention. The matters being reported are limited to those deficiencies that have been identified during the audit that are of sufficient importance to warrant being reported. It is possible that other irregularities and deficiencies may have occurred and not been identified as a result of our audit.

**Unresolved matters from prior audits**

We also draw your attention to the Matters Outstanding from Prior Audits issues set out in the attachment. We would appreciate your attention to these matters before next year's audit.

The date the financial statements submitted by your entity and considered to be of audit ready quality is 11 March 2025. This date will be reported in our local government sector audit results report to be tabled in Parliament. I am providing this date for completeness of our Office's procedural fairness process.

If you have any queries in relation to this date, please contact me on 6557 7616 within 14 days of the date of this letter. If we do not hear from you, we will take this as confirmation of the date.

This letter has been provided for the purposes of the Shire and the Minister for Local Government and may not be suitable for other purposes.

I would like to take this opportunity to thank you, the management and the staff of the Shire for their cooperation with the audit team during our audit.

Yours sincerely



Tim Sanya  
Senior Director  
Financial Audit  
23 June 2025

Attach

## 5.2 Operation Services

### 5.2.1 ACTING CEO CREDIT CARD LISTING FROM 01 FEBRUARY TO 31 MAY 2025

Location:	Nil
Applicant:	Nil
Disclosure of Interest:	Nil
Date:	25 June 2025
Author:	Raj Subbiah, Finance Manager

#### SUMMARY

For the Audit Committee to receive the list of credit card payments from 01 February 2025 to 31 May 2025 for the Acting Chief Executive Officer.

#### BACKGROUND

The Local Government (Financial Management) Regulations 1996, Regulation 13(3)(b) requires that Council receive a list of credit cards paid in the month, and that this be recorded in the minutes. Council has delegated to the Acting Chief Executive Officer that authority to make these payments from the Municipal and Trust Funds.

#### COMMENT

The schedule of payments made under delegated authority as summarised below and recommended to be received by the audit committee, has been checked and is supported by vouchers and invoices which have been duly certified as to the receipt of goods and provision of services, and verification of process and costings.

It is deemed prudent that all Acting Chief Executive Officer credit card vouchers now be presented to the Audit Committee for consideration and recommendation to Council. This is particularly the case given the authorisation required for the Acting Chief Executive Officer credit card.

#### CONSULTATION

Nil

#### STATUTORY ENVIRONMENT

Local Government (Financial Management) Regulations 1996, Regulation 13 – List of Accounts.

#### POLICY IMPLICATIONS

CS-PROCUREMENT POLICY. Policy CS-11 as amended, sets the guides with regards to the purchase of goods or services provided.

#### FINANCIAL IMPLICATIONS

Nil

#### STRATEGIC IMPLICATIONS

##### Accountable and effective leaders

Maintain integrated strategic and operational plans

#### ATTACHMENTS

##### 1. Acting CEO Credit Card Listing 01 Feb - 31 May 2025

**VOTING REQUIREMENT**

Simple majority

**OFFICER RECOMMENDATION**

**That the Audit Committee:**

- 1. Accept listing (attached) of credit card invoices totalling \$6,487.19 paid from 01 February 2025 to 31 May 2025 by the Acting Chief Executive Officer under delegated authority of Council.**
- 2. Recommend the Council receive the listing of credit card invoices totalling \$6,487.19 paid from the period 01 February 2025 to 31 May 2025 by the Acting Chief Executive Officer under delegated authority.**
- 3. Recommend to Council the Shire President authorise the credit card vouchers totalling \$6,487.19 paid from the period 01 February 2025 to 31 May 2025 by the Acting Chief Executive Officer under delegated authority.**

**Shire of Coolgardie**  
**Payments by Delegated Authority**  
**01 February to 31 May 2025**  
**Acting CEO Credit Cards**

<b>Date</b>	<b>Description</b>	<b>Value</b>	<b>Card</b>
27/03/2025	Oshgroup Medical - Fitness for Work Assessment	\$ 4,733.44	3381
30/04/2025	SQ Barty Mechanical South Boulder - Diagnosis on prime mower due to faults	\$ 1,753.75	3381
	Note: No Transactions for the month of February 2025 & May 2025		
		<b><u>\$ 6,487.19</u></b>	

**5.2.2 2023/24 ANNUAL REPORT**

**Location:** Shire of Coolgardie  
**Applicant:** Shire of Coolgardie  
**Disclosure of Interest:** Nil  
**Date:** 25 June 2025  
**Author:** Raj Subbiah, Finance Manager

**SUMMARY**

The purpose of this report is for the Audit Committee to recommend to Council to adopt the Annual Report for the year ended 30 June 2024 and set the date of the Annual Meeting of Electors.

**BACKGROUND**

The Audit Exit Meeting was held on Wednesday 18 June 2025 and a copy of the final OAG audit report was received on Monday 23 June 2025. Unless otherwise agreed under section 5.54 of the Local Government Act 1995 ("the Act"), it is a requirement for the Annual Report in any financial year to be accepted by the local government no later than 31 December after that financial year is completed.

As stated under section 5.27 of the Act, a local government must then hold an Electors General Meeting within 56 days of accepting the Annual Report. Based on the Annual Report being tabled at the Special Council Meeting on Tuesday 8 July 2025, this would mean the very latest the Annual Electors General Meeting could be held is Saturday 2 September 2025.

Regulation 15 of the Local Government (Administration) Regulations 1996 states that a local government is to give local public notice of the date, time, place, and purpose of the meeting at least 14 days before the meeting is to be held.

Once a date has been determined copies of the Annual Report will be made available to the public at the Administration Office and the Library, Barnes Drive Kambalda, and the Library in the Recreation Centre, Sylvester Street Coolgardie.

**COMMENT**

The year ended 30 June 2024 resulted in the Shire's having a net operating deficit of \$5,258,541 (22/23 surplus - \$439,691) – see Note 28(d) of the Annual Financial Report.

Net Cash from operating activities at year ended 30 June 2024 was \$9,646,553 – see Statement of Cash Flows Note of the Annual Financial Report. This was a significant increase of \$7,480,884 from the year ended 30 June 2023 largely the result of timing relating to an increase in Fees and Charges.

The Shire had a Total Operating Revenue of \$30.42m (including operating and capital grants) for the 2023/24 financial year. This was a significant increase from the Total Operating Revenue of \$24.24m in 2022/23 and was as a direct result from additional fees & charges generated from the workers accommodation, waste & aerodrome facilities.

Fees & Charges represented 47% of the Shire's total revenue which was up from the previous financial year (2022/23: 36%).

Total Operating Expenditure for the year ended 30 June 2024 of \$24.43m (excluding depreciation) was up from \$19.25m in the previous year. This was predominately related to expenditure in conjunction with the operations of the workers accommodation, waste & aerodrome facilities.

Total expenditure on capital projects for the year was \$18.14m. Cumulatively in the past three years the Shire has made significant investment in infrastructure projects of approximately \$43m. Importantly, much of this investment in infrastructure is expected to produce significant revenue from the fees and charges generated by the facilities implemented.

## CONSULTATION

Auditor – RSM

Office of Auditor General

Council Staff

## STATUTORY ENVIRONMENT

### LOCAL GOVERNMENT ACT 1995

#### 5.27. Electors' general meetings

- (1) A general meeting of the electors of a district is to be held once every financial year.
- (2) A general meeting is to be held on a day selected by the local government but not more than 56 days after the local government accepts the annual report for the previous financial year.
- (3) The matters to be discussed at general electors' meetings are to be those prescribed.

### Division 5 — Annual reports and planning

#### 5.53. Annual reports

- (1) The local government is to prepare an annual report for each financial year.
- (2) The annual report is to contain —
  - (a) a report from the mayor or president; and
  - (b) a report from the CEO; and
  - [[c), (d) deleted]
  - (e) an overview of the plan for the future of the district made in accordance with section 5.56, including major initiatives that are proposed to commence or to continue in the next financial year; and
  - (f) the financial report for the financial year; and
  - (g) such information as may be prescribed in relation to the payments made to employees; and
  - (h) the auditor's report prepared under section 7.9(1) or 7.12AD(1) for the financial year; and
  - (ha) a matter on which a report must be made under section 29(2) of the *Disability Services Act 1993*; and
  - (hb) details of entries made under section 5.121 during the financial year in the register of complaints, including —
    - (i) the number of complaints recorded in the register of complaints; and
    - (ii) how the recorded complaints were dealt with; and

- (iii) any other details that the regulations may require;
- and
- (i) such other information as may be prescribed.

#### **5.54. Acceptance of annual reports**

- (1) Subject to subsection (2), the annual report for a financial year is to be accepted\* by the local government no later than 31 December after that financial year.

*\* Absolute majority required.*

- (2) If the auditor's report is not available in time for the annual report for a financial year to be accepted by 31 December after that financial year, the annual report is to be accepted by the local government no later than 2 months after the auditor's report becomes available.

*[Section 5.54 amended: No. 49 of 2004 s. 49.]*

#### **5.55. Notice of annual reports**

The CEO is to give local public notice of the availability of the annual report as soon as practicable after the report has been accepted by the local government.

#### **5.55A. Publication of annual reports**

The CEO is to publish the annual report on the local government's official website within 14 days after the report has been accepted by the local government.

*[Section 5.55A inserted: No. 5 of 2017 s. 8.]*

#### **5.56. Planning for the future**

- (1) A local government is to plan for the future of the district.
- (2) A local government is to ensure that plans made under subsection (1) are in accordance with any regulations made about planning for the future of the district.

### **POLICY IMPLICATIONS**

Nil

### **FINANCIAL IMPLICATIONS**

Nil

### **STRATEGIC IMPLICATIONS**

#### **Accountable and effective leaders**

High quality corporate governance, accountability and compliance

Demonstrating sound financial management and plans for the Shire's long term financial sustainability

Ensuring the Shire of Coolgardie is well positioned to meet future needs

**ATTACHMENTS**

1. Annual Report 2023-2024 DRAFT

**VOTING REQUIREMENT**

Simple majority

**OFFICER RECOMMENDATION**

That the Audit Committee:

1. Recommend to Council to adopt the Annual Report for the year ended 30 June 2024 in accordance with Section 5.54 of the Local Government Act 1995,
2. Recommend Council set the date for the Annual meeting of Electors, being no later than Tuesday 2 September 2025 and allow a minimum of 14 days public notice for the meeting to be held.



Shire of  
**Coolgardie**  
Mother of the Goldfields

**DRAFT**

# Annual Report

## 2023/2024

# Contents

Councillors 2023/24 .....	2
About the Shire of Coolgardie .....	3
Key Facts .....	4
Shire President's Report .....	5
CEO's Report .....	6
Planning for the Future .....	7
Accountable and Effective Leadership .....	9
Inclusive, Safe and Vibrant Community .....	13
Thriving Local Economy .....	17
Effective Management of Infrastructure, Heritage and Environment .....	19
Financial Report .....	23

*Cover photo credit: Jess Higgins*

---

## Shire of Coolgardie

**Kambalda Administration Office**  
Irish Mulga Drive  
KAMBALDA WA 6442

**Coolgardie Office**  
Sylvester Street  
COOLGARDIE WA 6429

**T:** (08) 9080 2111  
**E:** [mail@coolgardie.wa.gov.au](mailto:mail@coolgardie.wa.gov.au)  
**W:** [coolgardie.wa.gov.au](http://coolgardie.wa.gov.au)

# Councillors 2023/24



**Cr Malcolm Cullen**  
Shire President  
Term ends 2025



**Cr Tracey Rathbone**  
Deputy President  
Term ends 2027



**Cr Sherryl Botting**  
Term ends 2025



**Cr Kathie Lindup**  
Term ends 2025



**Cr Corey Matthews**  
Term ends 2027



**Cr Rose Mitchell**  
Term ends 2025



**Cr Daphne Simmons**  
Term ends 2027



**Cr Tammie Keast**  
Term ended October 2023

Each elected member represents the whole Shire of Coolgardie municipality. The Shire holds 12 Ordinary Council Meetings each year - these meetings are held monthly and alternate between the Coolgardie Council Chambers and the Kambalda Community Recreation Facility Function Room.

# About the Shire of Coolgardie

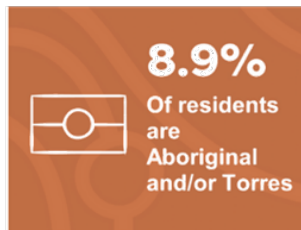
The Shire of Coolgardie’s vision is to be a connected, progressive, and welcoming community.

The Shire of Coolgardie, known as the ‘Mother of the Goldfields’, is located in the Goldfields-Esperance region of Western Australia and encompasses an area of 30,400 km and includes the towns of **Coolgardie**, **Kambalda**, **Widgiemooltha** and the Aboriginal community of **Kurrawang**.

Celebrated for the gold and nickel discoveries in Coolgardie and Kambalda, the Shire continues to thrive with a multitude of mining and processing operations that generate significant economic benefits and employment opportunities.

Over 3,600 people live in the Shire and enjoy a relaxed lifestyle and a stunning natural environment.

The Shire of Coolgardie provides excellent amenities, community activities and events throughout the year, providing a comfortable lifestyle with plenty to see and do. There are approximately 30 sporting and community groups throughout the Shire, providing a range of opportunities for people to connect. Quality recreational facilities bring the community together with activities available for everyone.




## History

Coolgardie was the heart of the goldrush era when gold was found in 1892. At the height of the gold rush in 1897, Coolgardie was Western Australia’s third largest town servicing a population of 25,000 residents and over 700 mining companies.

Kambalda, established in 1897, was also a gold mining town until 1966 when the first of many large deposits of nickel was found in the town. These rich nickel deposits marked the beginning of Western Australia’s ‘nickel boom’.

This history is preserved in the Shire’s towns with numerous grand historical buildings and unique museum collections that continue to attract visitors. With rich deposits of gold, nickel, lithium and iron ore, the Shire is set to remain a prosperous region through its robust mining operations.



\*\*\*\*\*

**Well-presented  
museum, rich history  
—worth the visit!**

# Key Facts

Area  
**30,400km<sup>2</sup>**

Residents  
**3,686\***

Median Age  
**38\*\***

Number of Dwellings  
**1,721**

Number of Electors  
**1,926\*\*\***

Number of Shire Employees  
**38 Full-Time**  
**16 Part-Time**

Number of Elected Members  
**Shire President and**  
**6 Councillors**

Towns  
<sup>2</sup>  
**Coolgardie**  
**Kambalda**  
**Widgiemooltha**  
**Kurrawong**



\*2021 Census  
\*\*estimated 30 June 2023  
\*\*\* as of 20 July 2024

# Shire President's Report



On behalf of Council I am pleased to present to the Shire of Coolgardie's Annual Report for the 2023/24 financial year.

It must be noted that much of Council's attention at the time of writing this report was focused outside of the 2023/24 financial year as we dealt with a several urgent matters requiring investigation and remedial action, and these matters have unfortunately delayed the Shire's ability to finalise this Annual Report at an earlier date.

Among these issues included the departure of the CEO Mr James Trail and less than desirable closing balance at 30 June 2024 which was well outside of what was forecast during the 2023/24 Annual Budget Review, with the closing result posting a deficit of -\$5.2 million.

This deficit has come about through several key areas - including a number of key assets - underperforming. In particular, customer uptake of the Bluebush Village and Coolgardie Waste Site was not to Council's expectations or in accordance with business plans provided, and we agree wholeheartedly with community sentiment that these results are extremely disappointing.

Even though these projects may be seen as an error in judgement, Council's intent in progressing them was to generate cashflow and reduce reliance on rate increases and government subsidies.

Despite these challenges, the Shire was able to achieve the following positive outcomes during the period being:

- Kambalda West 0-6 Playground completed.
- Construction commenced on the three Housing Units for GROH in Kambalda.
- Kambalda Medical Service continued.
- Footpath network extension.
- Significant support provided to local events including Coolgardie Day, Kambalda Christmas Lights, and the Coolgardie Rodeo.
- Community Groups supported through the Shire's Community Assistance Fund.
- Bluebush Village Stage 2 completed.
- Meals on Wheels in Coolgardie and Kambalda continued.
- Women's counselling service continued.
- Kambalda Aerodrome service continued.



Council wishes to sincerely thank Mr Aaron Cook who joined the Shire of Coolgardie as the Acting CEO in November 2024, following the departure of Mr Trail. Aaron has been instrumental in leading the Administration through this phase and we look forward to working with him while Council looks to engage a permanent CEO in the near future.

I would also like to express my appreciation to the Staff for their dedication throughout this period. It has been a particularly difficult and stressful year, and we are deeply thankful for their patience, hard work, and commitment to their respective roles.

While there's no doubt the negativity from recent months has overshadowed much of the good work the Shire has done in 2023/24, lessons have been learnt and Council and the Shire Administration are looking forward to working with the community to build a stronger, more vibrant and engaging future.

**Cr Malcolm Cullen**  
Shire President



# CEO's Report



**Welcome to the Shire of Coolgardie's Annual Report 2023/24.**

I was appointed as Acting Chief Executive Officer in November 2024 outside the 2023/24 financial year reporting period.

While I am unable to provide a comprehensive account of the actions of organisation during the 2023/24 financial year, I am able to provide an overview of the Shire's financial position as at 30 June 2024.

Upon review of the financial statement for 2023/24, it became apparent that the Shire's estimated deficit position was significantly increased from its original forecast. The major areas contributing to this deficit included the underperformance of the Bluebush Village and Coolgardie Waste Site which were not returning the projected incomes, as well as expenses being higher than expected.

In addition, the debt repayments for Bluebush Village and Coolgardie Waste Site were considerable and other cost areas were limiting the Shire's cashflow substantially.

As the forecasted deficit was not realised until mid-way through 2024/25, work to start addressing the financial situation did not occur until this time, and therefore all outcomes of corrective actions undertaken will be reported in the 2024/25 period.

In the meantime, the Shire Administration and I will continue working with Council and the community to resolve its outstanding issues, and increase revenue and reduce expenditure where possible.

I would like to extend a heartfelt thank you to the Shire Staff and community members who have welcomed me into the organisation and the community.

I've been particularly impressed with the attitude and actions of the Staff who have worked through a great deal of adversity during this period and still retained a strong commitment to see the Shire of Coolgardie successfully turned around and financially sustainable once again. This has also meant getting used to new CEO leadership and being open to significant changes during this turbulent period.

I would like to also thank the Elected Members for their understanding and the trust that they have placed in myself, with a sincere resolve and drive to seek a better future for the Shire of Coolgardie community as a whole.

I look forward to continuing to work with Council and Shire Administration, with the priority of getting the organisation back into a financially sustainable position and to rebuild the trust of the community.

**Aaron Cook**  
Acting Chief Executive Officer



# Planning for the Future



Photo credit: Ron Bates

# Planning for the Future

All local governments are currently required to produce a **Plan for the Future** under S5.56 (1) of the *Local Government Act 1995* (the Act).

Underpinning the Plan for the Future is the **Integrated Strategic Planning Framework** which provides local governments the minimum requirements to meet the intent of the Act. It also ensures that priorities and objectives are delivered based on a community established vision for the future.

The primary integrated reporting documents for the Shire of Coolgardie are the **Strategic Community Plan** and the **Corporate Business Plan**.

The Shire is committed to using this framework to strengthen the linkages between community aspirations, financial capacity and practical service delivery.

The **Strategic Community Plan 2018-2028** is the overarching document developed to capture the aspirations and goals of the Shire's communities. These aspirations drive the following four key pillars of community:

**4 PILLARS OF COMMUNITY**

- Accountable and Effective Leaders** (Icon: Person with flag)
- A Thriving Economy** (Icon: Money with plant)
- An Inclusive, Safe and Vibrant Community** (Icon: Group of people)
- Effective Management of Infrastructure, Heritage & Environment** (Icon: Buildings)

This **Annual Report** provides an overview of the financial year and summarises the Shire's progress being made against the Strategic Community Plan objectives. The following pages highlight the Shire's major achievements under each of the four key pillars for the 2023/24 period.



## Planning for the Future

### 1. Accountable & Effective Leadership



This section provides an overview of the actions undertaken to deliver the following **accountable and effective leadership objectives**:

- Engaged with the community.
- Transparent, accountable and effective governance.
- Advocate for the community.

#### Code of Conduct

Section 5.103 of the *Local Government Act 1995* requires every Local Government to prepare and adopt a Code of Conduct (the Code) to be observed by all councillors, committee members and employees.

The Code provides councillors, committee and working group members, and employees with consistent guidelines for an acceptable standard of professional conduct. The Code addresses in a concise manner the broader issue of ethical responsibility and encourages greater transparency and accountability.

The Shire's Code of Conduct was last reviewed and adopted by Council in 2021 and is scheduled to be reviewed in the 2024/25 financial year.

#### Complaints Register

All complaints against the Shire of Coolgardie's elected members that result in a finding by a standards panel (under Section 5.110(2)(a) of the *Local Government Act 1995*) and where a minor breach has occurred must be recorded in a Register of Complaints.

There were **no complaints** made in relation to elected members of the Shire of Coolgardie during 2023/24.

#### Council Meeting Attendance

In accordance with Regulation 19B of the *Local Government (Administration) Regulations 1996*, the Shire of Coolgardie is required to report the number of Council and Committee meetings attended by each Council member during the 2023/24 financial year.

Councillors	Ordinary Council Meetings (12)	Special Council Meetings (5)	Audit Committee Meetings (3)	Electors' Meeting (1)
Cr Malcom Cullen	10	5	3	1
Cr Tracey Rathbone	11	5	3	1
Cr Sherryl Botting	12	5	1**	1
Cr Kathie Lindup	10	3	0	1
Cr Corey Matthews	7	2	3	1
Cr Rose Mitchell	12	5	3	1
Cr Daphne Simmons	9	3	3	1
Cr Tammie Keast to 21 October 2023	3	2	0	0

\*\* Cr Botting attended this meeting as an observer as she was not an Audit Committee member.

## Planning for the Future

### 1. Accountable & Effective Leadership (continued)



#### Corporate Business Plan

The purpose of the Corporate Business Plan is to demonstrate the operational capacity of the Shire to achieve its aspirational objectives over the short to medium-term (4-year period).

The Shire's Corporate Business Plan is scheduled for a major review in 2024/25.

#### Creative and Cultural Plan 2024-2028

In May 2023, the Shire was awarded a grant from the Department of Local Government Sport Culture and the Arts (DLGSC) to develop its first Creative and Cultural Plan. This plan outlines key actions to achieve four specific goals as follows:

1. Strengthen community cohesion and wellbeing through arts and culture.
2. Create economic diversity through art enterprise.
3. Amplify our stories and showcase our distinct cultural assets.
4. Create pathways for arts and culture.

The Shire underwent a robust co-design process with key stakeholders and engaged the local community through 16 one-on-one interviews, two community workshops, four youth pop ups, and by reviewing 150+ responses from an online survey.

The Creative and Cultural Plan 2024-2028 was adopted by Council in February 2024.

#### Disability Access and Inclusion Plan

In accordance with Section 5.53 of the *Local Government Act 1995* the Shire of Coolgardie is required to include in its Annual Report any matter on which a report must be made under Section 29 of the *Disability Services Act 1993* which specifies that local governments must:

- Maintain a Disability Access and Inclusion Plan (DAIP).
- Address seven specific outcome areas within the plan.
- Report annually on progress against the actions within the plan.

The Shire's DAIP is a key strategic document which outlines the Shire's approach to working towards a more accessible and inclusive community. The seven desired outcomes of the Shire's DAIP are as follows:

1. People with disability have the same opportunities as other people to access the services of, and any events organised by, the Shire.
2. People with disability have the same opportunities as other people to access the buildings and other facilities of the Shire.
3. People with disability receive information from the Shire in a format that will enable them to access the information as readily as other people are able to access it.
4. People with disability receive the same level and quality of service from the staff of the Shire.
5. People with disability have the same opportunities as other people to make complaints to the Shire.
6. People with disability have the same opportunities as other people to participate in any public consultation by the Shire.
7. People with disability have the same opportunities as other people to obtain and maintain employment with the Shire.

The Shire's DAIP was last reviewed in 2022/23 and is scheduled for a major review in 2024/25. The Shire's DAIP can be found on the Shire's website [coolgardie.wa.gov.au](https://coolgardie.wa.gov.au).

## Planning for the Future

### 1. Accountable & Effective Leadership (continued)



#### Employee Remuneration

In accordance with Regulation 19B of the *Local Government (Administration) Regulations 1996*, the Shire of Coolgardie is required to disclose, in bands of \$10,000, the number of employees entitled to an annual salary of \$130,000 or more.

For the period 1 June 2023 to 30 June 2024, the number of Shire of Coolgardie employees receiving an annual salary within these bands (including superannuation) are as follows:

Salary Range	Number of Officers
\$130,000 - \$140,000	3
\$140,000 - \$150,000	
\$150,000 - \$160,000	1
\$160,000 - \$170,000	1
\$170,000 - \$180,000	1
\$180,000 - \$190,000	
\$190,000 - \$200,000	1

The remuneration paid to the CEO (Mr James Trail) during the financial year was \$319,575. This included salaries, allowances and benefits (including superannuation benefits).

#### Freedom of Information

In accordance with Part 5 Sections 94, 96 and 97 of the *Freedom of Information Act 1992*, the Shire is required to publish an Information Statement which details the process for applying for information under the Act and to provide an up-to-date version every 12 months.

The Shire's Freedom of Information Statement was last reviewed and adopted by Council in March 2023, and is available for public access on its website [coolgardie.wa.gov.au](http://coolgardie.wa.gov.au).

During 2023/24, the number of Freedom of Information requests received were 0.

#### Media & Communication

This financial year, the Shire of Coolgardie kept up the momentum of its communications in an endeavour to keep the community informed through the Shire's website, Facebook, and promotional campaigns.

The following statistics represent total media activity for 2023/24:

- Facebook Followers - 3,017
- Facebook Posts - 292
- Public Notices & Updates - 47
- Shire President Videos - 1
- Website Users - 60,885

## Planning for the Future

### 1. Accountable & Effective Leadership (continued)



#### Payment to Councillors

In accordance with Regulation 19BD of the *Local Government (Administration) Regulations 1996*, the Shire of Coolgardie is required to report details of all fees, expenses and allowances paid during the financial year to individual Councillors.

Councillor	Nature of Fee, Expense or Allowance Paid During 2023-2024				
	President's Allowance	Deputy President's Allowance	Meeting Attendance Fees	Allowance for ICT Expenses	Travel & Accommodation Expenses
Cr Malcolm Cullen	\$38,450		\$26,370	\$3,500	\$1,472
Cr Tracey Rathbone		\$9,613	\$17,030	\$3,500	
Cr Sherryl Botting			\$17,030	\$3,500	
Cr Kathie Lindup			\$17,030	\$3,500	
Cr Corey Matthews from 21 October 2023			\$11,353	\$2,333	\$3,755
Cr Rose Mitchell			\$17,030	\$3,500	
Cr Daphne Simmons from 21 October 2023			\$11,353	\$2,333	\$6,489
Cr Tammie Keast to 21 October 2023			\$5,805	\$1,193	

In addition to the above, Crs Matthews and Simmons received **training** to the following values:

- Cr Corey Matthews \$2,955
- Cr Daphne Simmons \$1,760

#### Recordkeeping Statement

The *State Records Act 2000* requires all local governments to include in the Annual Report a statement on their compliance with their Record Keeping Plan.

The Shire of Coolgardie's Record Keeping Plan provides a description of current record keeping practices and focuses on the following six principles:

1. Proper and Adequate Records
2. Policies and Procedures
3. Language Control
4. Preservation
5. Retention and Disposal
6. Compliance.

The Shire's Recordkeeping Plan was reviewed during the 2023/24 period and endorsed by Council in May 2024.

## Planning for the Future

### 2. An Inclusive, Safe & Vibrant Community



This section provides an overview of the actions undertaken to deliver the following **inclusive, safe and vibrant community** objectives:

- A sense of place and belonging.
- A safe and healthy community.
- Celebrate our culturally diverse community.

#### Citizenship Ceremonies

The Shire of Coolgardie conducts a number of citizenship ceremonies for new residents every year. During a citizenship ceremony, applicants - along with their family and friends - will enjoy a professional, friendly ceremony during which they will be presented their Australian Citizenship Certificate.

During 2023/24 the Shire undertook **6** citizenship ceremonies and welcomed a total of **11** new Australians from five different countries to the Shire of Coolgardie.

#### Community Assistance Fund

The Shire of Coolgardie's Community Assistance Fund (CAF) is available for not-for-profit community groups/organisations or outstanding individuals seeking small amounts of funding for specific events and projects that align with the Shire's four key pillars.

A total of **\$13,748** grant funding was awarded to community groups during 2023/24 and the successful recipients included:

- Coolgardie Community Men's Shed - \$2,000
- Kambalda West District High School - \$4,000
- Coolgardie Primary P&C - \$2,000
- Coolgardie RSL - \$1,980
- Kambalda Goldstrickers - \$2,000
- Kambalda West Playgroup - \$680
- Kambalda Junior Football Club - \$1,088

In-kind contributions were also provided by the Shire such as the provision of the community bus to enable local groups to travel to participate in several events throughout WA to represent the community.

#### Community Events

Large community events are coordinated and supported by the Shire of Coolgardie each year to help promote community pride, liveability and social well-being.

Key annual community events held during 2023/24 included:

- Australia Day Ceremony & Citizenship Awards
- Coolgardie Day
- Coolgardie's Outback Rodeo, and
- Christmas events such as the Kambalda Christmas Tree launch and Seniors Christmas luncheon.



## Planning for the Future

### 2. An Inclusive, Safe & Vibrant Community (continued)



#### Community Facilities

##### Community Recreation Centres

The Kambalda Community Recreation Facility and Coolgardie Community Recreation Centre are funded through the Shire of Coolgardie and the Department of Primary and Regional Development. These Facilities hold a variety of sport and recreation activities for all community members. These local, socially inclusive activities promote physical activity for all abilities and ensures that everyone has an interest in the local community hub.

##### Community Resource Centres

The Coolgardie and Kambalda Community Resource Centres (CRCs) are a community-based service provided by the Shire of Coolgardie. The CRCs support economic, personal, and social development by encouraging community connectedness, growing strategic partnerships, and providing access to training, government information and services.

##### Aquatic Facilities

The Shire is home to two aquatic facilities - the Kambalda Aquatic Facility and Coolgardie Swimming Pool. Both facilities are popular community assets for the Shire and significantly enhance the quality of life of local residents, especially during the hot summer months.

##### Visitor Centre and Museum

The Coolgardie Visitor Centre, as the gateway to the Goldfields region, is well-placed to promote the area's history and heritage. Visitors are welcomed by friendly local staff who provide information about local attractions and businesses, including the best things to see and do in the Shire of Coolgardie.

The Goldfields Exhibition Museum is housed in the historic and grandiose two storey Warden's Court Building which was built in 1898. Each room features fascinating displays telling the dramatic and often tragic story of life in and around Coolgardie during the Goldrush days of the 1890s.

#### Funding & Sponsorship

During 2023/24 the Shire received funding to undertake the following programs and activities:

Organisation	Funding Source	Project/Activity	Amount
Gold Fields St Ives Foundation	Sponsorship	Meals on Wheels - Kambalda	\$50,000
Gold Fields St Ives	Sponsorship	Women's Counselling	\$30,000
Australia Day Council of WA	Grant	Australia Day event	\$11,000
Regional Arts WA	Grant	Next Gen Arts events	\$ 3,300



## Planning for the Future

### 2. An Inclusive, Safe & Vibrant Community (continued)



#### Meals on Wheels

The Meals on Wheels program in the Shire of Coolgardie was launched in response to the pandemic in 2020 and has been operating without State Government assistance since. In 2023/24 this service delivered **over 5,000 meals** to community members, providing nutritious food as well as welfare checks on clients in Coolgardie and Kambalda.

A collaborative approach continues to keep this program sustainable with a number of community stakeholders assisting the Shire financially for the cost of meals. Delivery of meals is a joint effort between Shire staff and volunteers through the community, St John and MEEDAC.

The service delivers meals twice a week to 55 customers with the support of 15 paid staff and 10 local volunteers.

#### New Playground - Kambalda West

On 7 September 2023, the Shire's new playground in Kambalda West was officially opened. The playground, which is located on Barnes Drive, is tailored for **children aged 0 to 6** and provides a safe, stimulating, and inclusive environment where young ones can play and socialise.

The total cost of the project was \$174,328 which was comprised funding from DPIRD of \$60,000 and \$114,328 from the Shire.

#### Partnerships with Community Stakeholders

In 2023/24 the Shire developed its first **Collaboration Strategy** to detail partnership opportunities with the resource sector that will improve and enhance living, working and visiting the Shire of Coolgardie region. It focuses on a range of collaborative priorities that include waste management, workers' accommodation, education, energy, health and junior sport.

Current partnerships include:

- **Goldfields Women's Health Care Centre** provide counselling sessions in Kambalda for women (and men) over the age of 16. This service is free to all residents thanks to the Shire of Coolgardie and Gold Fields.
- **St John WA**, in partnership with the Shire of Coolgardie, provides an integrated and comprehensive primary health care service in Kambalda and the broader Coolgardie Shire. This model addresses daily health needs and coordinates care for individuals with chronic diseases. Key services offered include:
  - Weekly GP sessions
  - Community first responder and defibrillator programs
  - Community transport service; and
  - Resilient ambulance service staffed by trained volunteers.
- **Judumul Advisory Aboriginal Corporation** to improve the lives of Aboriginal people through the provision of programs and activities that will aim to deliver health, education and economic wellbeing.
- Continued partnership and/or service agreements with **MEEDAC, Judumul, Gold Fields St Ives, Northern Star Resources, St John WA, ESS Support Services Worldwide** who support the Shire's Meals on Wheels program in Coolgardie and Kambalda.

The Shire of Coolgardie recognises that the small business community is an important stakeholder and is proud to be a 'small business friendly' local government as endorsed by the Small Business Development Corporation.

# Planning for the Future

## 2. An Inclusive, Safe & Vibrant Community (continued)



### New Food Pantry Initiative

The Shire of Coolgardie was pleased to come on board during 2023/24 to support a new community-led food pantry initiative to support residents struggling with the high cost of living.

Located in the undercover area behind the Coolgardie Recreation Centre, the Food Pantry is open from Monday to Friday, 8am – 4pm. Community members can donate non-perishable items to the pantry which residents in need are able to take for free.

The Food Pantry project is a joint effort between the Coolgardie Helping Hands, Coolgardie Community Men's Shed, and the Coolgardie Recreation Centre.



## Planning for the Future

### 3. A Thriving Economy



This section provides an overview of the actions undertaken to deliver the following **thriving economy** objectives:

- Build economic opportunity and capacity.
- Facilitate local business development and retention.
- Pathways for young people into training and employment.

#### Economic Profile

The Shire of Coolgardie has a strong mining history, with significant mining production and exploration activities continuing today.

The top industry employers within the Shire are:

- Mining
- Local Government – Admin
- Other Mining support services

Recent statistics highlighted the value of minerals harvested in the Shire in the 2023/24 financial year **exceeded \$3.9 billion** (Department of Energy, Mines, Industry Regulation and Safety, 2024, *Western Australian Mineral and Petroleum Statistics Digest 2023-24*, Department of Energy, Mines, Industry Regulation and Safety, Perth).

The following page provides a snapshot of the economic, employment and lifestyle statistics for the Shire of Coolgardie in 2023/24.





## Economy

**\$3.9B**

VALUE OF MINERALS  
2023/24

**\$575M**

ROYALTIES BY REGION  
2023/24

**#3**

MINERALS PRODUCER  
IN THE REGION

**5,171**

TOTAL MINING FTEs IN THE REGION  
2023/24



## Employment

### TOP 3 INDUSTRIES OF EMPLOYMENT

GOLD ORE MINING	30.7%
LOCAL GOVT. ADMIN	4.1%
OTHER MINING SUPPORT SERVICE	3.8%

### TOP 5 OCCUPATIONS

MACHINERY OPERATIONS & DRIVERS	29.8%
TECHNICIANS & TRADES WORKER	21.4%
LABOURERS	9.5%
CLERICAL & ADMIN	9.3%
PROFESSIONALS	8.4%

### MEDIAN WEEKLY INCOME

**\$1,893**



## Lifestyle

**739**

FAMILIES 66%  
OF THE POPULATION

**38**

MEDIAN AGE

**3,686**

TOTAL POPULATION

## Planning for the Future

### 4. Effective Management of Infrastructure, Heritage & Environment



This section provides an overview of the actions undertaken to deliver the following **effective management of infrastructure, heritage and environment** objectives:

- Value local culture and heritage.
- Sustainable management of resources.
- Enhance built environment.

#### REGULATORY SERVICES

##### Emergency Services

Shire of Coolgardie responded to a total of **14 bushfires** during 2023/24. Of these, eight were successfully extinguished by the Shire's Bushfire Brigade. Four fires either self-extinguished or were managed through Section 13 of the *Bushfires Act 1954* which allows for alternative control measures under specific circumstances.

A key milestone this year was the endorsement of the Shire's Bush Fire Risk Management Plan, a comprehensive framework designed to improve fire prevention, response, and recovery. This plan enhances the Shire's capacity to manage fire risks, safeguard property, and protect lives. Its endorsement marks a significant step toward fostering a more resilient community in the face of increasing bushfire threats.

In addition, firebreak inspections were undertaken throughout the Shire to ensure that critical firebreaks remain clear and effective in preventing the spread of bushfires.

##### Environmental Health

During 2023/24 the Shire of Coolgardie continued to engage the services of a contract Environmental Health Officer (EHO).

Services provided by the EHO include routine and follow up inspections of health-based (food) premises, effluent disposal system approvals, and asbestos, and mosquito issues.

##### Waste Service Highlights

During 2023/24, the following Waste Service actions were undertaken:

- Liquid Waste Facility Works Approval granted.
- Kambalda Waste Facility Licence Amendment for Remediation granted.
- Wastewater Treatment plant (WWTP) ponds upgrade works approval granted.
- Coolgardie Waste Facility Licence Amendment granted to increase waste tonnage acceptance from 30,000 to 50,000 tonnes.
- Stormwater management pond constructed at the Coolgardie waste facility.
- WWTP licence amendment granted to accept septic waste.
- Annual verge collection service collected a total of 124.61 tonnes of waste.
- Weekly residential kerbside service collected 1,177.99 tonnes of waste.
- 1,677.21 tonnes general waste received from residential drop-offs.
- 171 million litres of wastewater received at the WWTP.
- WWTP treated 35 million litres for use at the Coolgardie park and oval.

## Planning for the Future

### 4. Effective Management of Infrastructure, Heritage & Environment (continued)



#### DEVELOPMENT SERVICES

##### Planning & Development

The Shire is required to provide information pertaining to building permits and approvals for inclusion in its Annual Report in accordance with Section 132 of the *Building Act 2011* and Regulation 14 of the *Building Regulations 2012*.

Building Permits Issued	2023/24	Total Approval Value
Single dwellings (Class 1A & 4)	1	\$ 1,286,871
Group dwellings	1	\$ 453,536
Additions/Alterations (Class 1a & 4)	3	\$ 214,544
Outbuildings (Class 1a & 4)	7	\$ 75,300
Commercial/Industrial (Class 5,6,8,9)	3	\$ 10,930,861
Mining Accommodation (1b)	5	\$ 26,924,831
Pool (class 10b)	1	\$ 3,000
Tourist (class 3 & 1B)	2	\$ 625,081
Class 10b Other	1	\$ 14,500
Demolition	8	\$ 583,683
<b>Total:</b>	<b>32</b>	<b>\$ 41,112,208</b>

Statutory Planning Applications	2023/24
Residential	7
Commercial	6
Industrial	0
Mining	3
Workforce Accommodation	5
Community - Other	1
<b>Total:</b>	<b>22</b>

## Planning for the Future

### 4. Effective Management of Infrastructure, Heritage & Environment (continued)



#### ROADWORKS

The Shire's annual road construction program for 2023/24 resulted in expenditure of **\$1,929,000** - the majority of which was spent on road maintenance.

#### Roads to Recovery

The Federal Government's Roads to Recovery Program (RTR) supports the maintenance of local road infrastructure assets to improve safety, economic and social outcomes.

During 2023/24 the Shire received RTR funding which was used to undertake work on Clianthus Road to the value of **\$219,433**.

#### OTHER PROJECTS & PROGRAMS

##### Bluebush Village

The Shire of Coolgardie commissioned the build of the Bluebush Village in 2021 in recognition of the need for a centrally located accommodation village to address several objectives aligned with the Shire's Strategic Community Plan and the Environmental, Social and Governance Framework.

All construction phases of the Bluebush Village were completed during the 2023/24 financial year.

##### Kambalda GROH Housing

The construction of three Government Regional Officer Housing units commenced in 2023/24 with a total of **\$953,649** spent on the project during that period.



## Planning for the Future

### 4. Effective Management of Infrastructure, Heritage & Environment (continued)



#### Kambalda Airport

##### Runway Maintenance Program

The Shire undertakes a monthly maintenance program to ensure the runway remains operational and compliant. Regular work involves grading and rolling of the runway and runway strip, including the runway end safety areas, sweeping of the turning nodes, and grading of the airport access road.

A maintenance scope document was developed during 2023/24 to ensure the works carried out are in line with the MOS 139 Standards (Manual of Standards). NOTAMs (Notice to Airmen) are now being raised 14 days prior to works to assist with ensuring aerodrome compliance.

##### Vegetation Management Program

During 2023/24 the Shire continued its vegetation maintenance program to reduce growth that could potentially cause damage to the airport's boundary fence and infringements to the obstacle limitation surfaces. This work consists of regular grading of airside roads and weed spraying of the boundary fence and any new growth within 40m of the boundary.

##### Aerodrome Manuals Overhaul

During 2023/24, the Shire - with the assistance of Aerodrome Management Services - commenced a comprehensive overhaul of the Kambalda Aerodrome manuals to ensure alignment with current Civil Aviation Safety Authority (CASA) requirements and MOS 139 standards. This includes updates to the Aerodrome Manual, Emergency Plan, Wildlife Hazard Management Plan, and other supporting documentation to ensure operational readiness, compliance, and improved risk management across airport operations.



# Financial Report 2023/2024



*Photo credit: Les Hunting*

# Contents

Financial Report 2023/25

Statement by the Chief Executive Officer .....	25
Statement of Comprehensive Income .....	26
Statement of Financial Position .....	27
Statement of Changes in Equity .....	28
Statement of Cash Flows .....	29
Statement of Financial Activity .....	30
Index of Notes to the Financial Report .....	31
Notes to and Forming Part of the Financial Report .....	32
Independent Auditor's Report .....	65



**SHIRE OF COOLGARDIE  
FINANCIAL REPORT  
FOR THE YEAR ENDED 30 JUNE 2024**

*Local Government Act 1995  
Local Government (Financial Management) Regulations 1996*

**STATEMENT BY CEO**

The accompanying financial report of the Shire of Coolgardie has been prepared in compliance with the provisions of the *Local Government Act 1995* from proper accounts and records to present fairly the financial transactions for the reporting period ended 30 June 2024 and the financial position as at 30 June 2024.

At the date of signing this statement the particulars included in the financial report are not misleading or inaccurate.

Signed on the 18th day of June 2025

  
\_\_\_\_\_  
Acting CEO

  
\_\_\_\_\_  
Aaron Cook





SHIRE OF COOLGARDIE  
STATEMENT OF COMPREHENSIVE INCOME  
FOR THE YEAR ENDED 30 JUNE 2024

NOTE	2024 Actual \$	2024 Budget \$	2023 Actual \$
<b>Revenue</b>			
Rates	10,357,694	10,762,369	9,448,651
Grants, subsidies and contributions	3,599,770	3,595,610	3,560,928
Fees and charges	14,283,159	22,044,636	8,646,989
Interest revenue	61,146	73,600	32,880
Other revenue	1,464,467	282,141	1,511,444
	29,766,236	36,758,356	23,200,892
<b>Expenses</b>			
Employee costs	(6,945,135)	(6,876,541)	(5,829,649)
Materials and contracts	(12,449,779)	(13,472,087)	(8,572,285)
Utility charges	(1,211,362)	(1,701,870)	(992,625)
Depreciation	(10,784,166)	(5,074,472)	(4,526,396)
Finance costs	(1,747,065)	(1,998,599)	(696,595)
Insurance	(396,038)	(419,248)	(413,258)
Other expenditure	(1,683,421)	(1,517,887)	(2,744,313)
	(35,216,966)	(31,060,704)	(23,775,121)
	(5,450,730)	5,697,652	(574,229)
Capital grants, subsidies and contributions	650,573	25,224,741	1,037,819
Profit on asset disposals	180,071	192,500	51,857
Fair value adjustments to financial assets at fair value through profit or loss	2,102	0	4,607
	832,746	25,417,241	1,094,283
<b>Net result for the period</b>	<b>(4,617,984)</b>	<b>31,114,893</b>	<b>520,054</b>
<b>Other comprehensive (loss) / income for the period</b>			
<i>Items that will not be reclassified subsequently to profit or loss</i>			
Changes in asset revaluation surplus	(184,049)	0	4,527,875
<b>Total other comprehensive (loss) / income for the period</b>	<b>(184,049)</b>	<b>0</b>	<b>4,527,875</b>
<b>Total comprehensive (loss) / income for the period</b>	<b>(4,802,033)</b>	<b>31,114,893</b>	<b>5,047,929</b>

This statement is to be read in conjunction with the accompanying notes.





SHIRE OF COOLGARDIE  
STATEMENT OF FINANCIAL POSITION  
AS AT 30 JUNE 2024

	NOTE	2024 \$	2023 \$
<b>CURRENT ASSETS</b>			
Cash and cash equivalents	3(a)	1,521,748	1,514,040
Trade and other receivables	5	1,988,580	2,592,314
Inventories	6	12,946	14,418
Other assets	7	36,033	288,798
<b>TOTAL CURRENT ASSETS</b>		<b>3,559,307</b>	<b>4,409,570</b>
<b>NON-CURRENT ASSETS</b>			
Trade and other receivables	5	262,620	148,809
Other financial assets	4	103,964	101,862
Property, plant and equipment	8	39,147,083	48,814,646
Infrastructure	9	118,649,787	123,526,605
Right-of-use assets	11(a)	3,572,254	1,301,859
Investment property	12	23,489,361	0
<b>TOTAL NON-CURRENT ASSETS</b>		<b>185,225,069</b>	<b>173,893,781</b>
<b>TOTAL ASSETS</b>		<b>188,784,376</b>	<b>178,303,351</b>
<b>CURRENT LIABILITIES</b>			
Trade and other payables	13	6,811,339	3,201,912
Other liabilities	14	1,198,004	577,369
Lease liabilities	11(b)	1,904,377	345,541
Borrowings	15	7,305,550	4,280,225
Employee related provisions	16	336,477	412,085
Other provisions	17	214,203	0
<b>TOTAL CURRENT LIABILITIES</b>		<b>17,769,950</b>	<b>8,817,132</b>
<b>NON-CURRENT LIABILITIES</b>			
Lease liabilities	11(b)	2,207,447	1,092,402
Borrowings	15	19,075,235	14,094,727
Employee related provisions	16	137,572	86,934
Other provisions	17	4,699,754	4,515,705
<b>TOTAL NON-CURRENT LIABILITIES</b>		<b>26,120,008</b>	<b>19,789,768</b>
<b>TOTAL LIABILITIES</b>		<b>43,889,958</b>	<b>28,606,900</b>
<b>NET ASSETS</b>		<b>144,894,418</b>	<b>149,696,451</b>
<b>EQUITY</b>			
Retained surplus		54,025,403	58,660,421
Reserve accounts	30	257,825	240,791
Revaluation surplus	18	90,611,190	90,795,239
<b>TOTAL EQUITY</b>		<b>144,894,418</b>	<b>149,696,451</b>

This statement is to be read in conjunction with the accompanying notes.





SHIRE OF COOLGARDIE  
STATEMENT OF CHANGES IN EQUITY  
FOR THE YEAR ENDED 30 JUNE 2024

	NOTE	RETAINED SURPLUS \$	RESERVE ACCOUNTS \$	REVALUATION SURPLUS \$	TOTAL EQUITY \$
<b>Balance as at 1 July 2022</b>		58,143,286	237,872	86,267,364	144,648,522
Comprehensive income for the period					
Net result for the period		520,054	0	0	520,054
Other comprehensive income for the period	18	0	0	4,527,875	4,527,875
Total comprehensive income for the period		520,054	0	4,527,875	5,047,929
Transfers to reserve accounts	30	(2,919)	2,919	0	0
<b>Balance as at 30 June 2023</b>		58,660,421	240,791	90,795,239	149,696,451
Comprehensive loss for the period					
Net result for the period		(4,617,984)	0	0	(4,617,984)
Other comprehensive loss for the period	18	0	0	(184,049)	(184,049)
Total comprehensive loss for the period		(4,617,984)	0	(184,049)	(4,802,033)
Transfers to reserve accounts	30	(17,034)	17,034	0	0
<b>Balance as at 30 June 2024</b>		54,025,403	257,825	90,611,190	144,894,418

This statement is to be read in conjunction with the accompanying notes.





**SHIRE OF COOLGARDIE  
STATEMENT OF CASH FLOWS  
FOR THE YEAR ENDED 30 JUNE 2024**

NOTE	2024 Actual \$	2023 Actual \$
<b>CASH FLOWS FROM OPERATING ACTIVITIES</b>		
<b>Receipts</b>		
Rates	10,635,763	9,440,151
Grants, subsidies and contributions	3,578,710	2,941,541
Fees and charges	14,281,824	8,625,025
Interest revenue	61,146	32,880
Goods and services tax received	2,443,070	2,649,572
Other revenue	1,464,467	1,511,444
	<b>32,464,980</b>	<b>25,200,613</b>
<b>Payments</b>		
Employee costs	(6,804,008)	(5,810,825)
Materials and contracts	(8,603,534)	(9,767,739)
Utility charges	(1,211,362)	(992,625)
Finance costs	(1,747,065)	(696,650)
Insurance paid	(396,038)	(413,258)
Goods and services tax paid	(2,372,999)	(2,609,534)
Other expenditure	(1,683,421)	(2,744,313)
	<b>(22,818,427)</b>	<b>(23,034,944)</b>
	<b>9,646,553</b>	<b>2,165,669</b>
<b>CASH FLOWS FROM INVESTING ACTIVITIES</b>		
Payments for purchase of property, plant & equipment	8(a) (16,264,732)	(10,625,895)
Payments for construction of infrastructure	9(a) (1,870,613)	(5,382,699)
Capital grants, subsidies and contributions	1,500,911	3,015,408
Proceeds from sale of property, plant & equipment	239,500	100,405
	<b>(16,394,934)</b>	<b>(12,892,781)</b>
<b>CASH FLOWS FROM FINANCING ACTIVITIES</b>		
Repayment of borrowings	29(a) (4,226,698)	(3,450,825)
Payments for principal portion of lease liabilities	29(e) (1,249,744)	(312,897)
Proceeds from new borrowings	29(a) 11,750,000	13,100,000
Repayment of overdraft	29(d) (1,320,000)	0
Proceeds from overdraft	29(d) 1,802,531	1,000,000
	<b>6,756,089</b>	<b>10,336,278</b>
	<b>7,708</b>	<b>(390,834)</b>
Cash at beginning of year	1,514,040	1,904,874
<b>Cash and cash equivalents at the end of the year</b>	3(b) <b>1,521,748</b>	<b>1,514,040</b>

This statement is to be read in conjunction with the accompanying notes.





SHIRE OF COOLGARDIE  
STATEMENT OF FINANCIAL ACTIVITY  
FOR THE YEAR ENDED 30 JUNE 2024

NOTE	2024 Actual \$	2024 Budget \$	2023 Actual \$
<b>OPERATING ACTIVITIES</b>			
<b>Revenue from operating activities</b>			
General rates	27 10,357,694	10,762,369	9,448,651
Grants, subsidies and contributions	3,599,770	3,595,610	3,560,928
Fees and charges	14,283,159	22,044,636	8,646,989
Interest revenue	61,146	73,600	32,880
Other revenue	1,464,467	282,141	1,511,444
Profit on asset disposals	180,071	192,500	51,857
Fair value adjustments to financial assets at fair value through profit or loss	4 2,102	0	4,607
	29,948,409	36,950,856	23,257,356
<b>Expenditure from operating activities</b>			
Employee costs	(6,945,135)	(6,876,541)	(5,829,649)
Materials and contracts	(12,449,779)	(13,472,087)	(8,572,285)
Utility charges	(1,211,362)	(1,701,870)	(992,625)
Depreciation	(10,784,166)	(5,074,472)	(4,526,396)
Finance costs	(1,747,065)	(1,998,599)	(696,595)
Insurance	(396,038)	(419,248)	(413,258)
Other expenditure	(1,683,421)	(1,517,887)	(2,744,313)
	(35,216,966)	(31,060,704)	(23,775,121)
Non-cash amounts excluded from operating activities	28(a) 10,076,542	4,881,972	6,751,494
<b>Amount attributable to operating activities</b>	4,807,985	10,772,124	6,233,729
<b>INVESTING ACTIVITIES</b>			
<b>Inflows from investing activities</b>			
Capital grants, subsidies and contributions	650,573	25,224,741	1,037,819
Proceeds from disposal of assets	239,500	264,500	100,405
	890,073	25,489,241	1,138,224
<b>Outflows from investing activities</b>			
Right of use assets received - non cash	11(a) (3,923,625)	0	(313,626)
Purchase of property, plant and equipment	8(a) (16,264,732)	(20,037,652)	(10,625,895)
Purchase and construction of infrastructure	9(a) (1,870,613)	(28,033,684)	(5,382,699)
	(22,058,970)	(48,071,336)	(16,322,220)
Non-cash amounts excluded from investing activities	28(b) 3,923,625	0	313,626
<b>Amount attributable to investing activities</b>	(17,245,272)	(22,582,095)	(14,870,370)
<b>FINANCING ACTIVITIES</b>			
<b>Inflows from financing activities</b>			
Proceeds from borrowings	29(a) 11,750,000	14,750,000	13,100,000
Proceeds from overdraft	29(d) 1,802,531	0	1,000,000
Proceeds from new leases - non cash	29(e) 3,923,625	4,065,000	308,093
Transfers from reserve accounts	30 0	130,000	0
	17,476,156	18,945,000	14,408,093
<b>Outflows from financing activities</b>			
Repayment of borrowings	29(a) (4,226,698)	(5,414,071)	(3,450,825)
Repayment of overdraft	29(d) (1,320,000)	0	0
Payments for principal portion of lease liabilities	29(e) (1,249,744)	(1,174,878)	(312,897)
Transfers to reserve accounts	30 (17,034)	(49,600)	(2,919)
	(6,813,476)	(6,638,549)	(3,766,641)
Non-cash amounts excluded from financing activities	28(c) (3,923,625)	0	(308,093)
<b>Amount attributable to financing activities</b>	6,739,055	12,306,451	10,333,359
<b>MOVEMENT IN SURPLUS OR DEFICIT</b>			
<b>Surplus or deficit at the start of the financial year</b>	28(d) 439,691	(471,986)	(1,257,027)
Amount attributable to operating activities	4,807,985	10,772,124	6,233,729
Amount attributable to investing activities	(17,245,272)	(22,582,095)	(14,870,370)
Amount attributable to financing activities	6,739,055	12,306,451	10,333,359
<b>Surplus or deficit after imposition of general rates</b>	28(d) (5,258,541)	24,494	439,691

This statement is to be read in conjunction with the accompanying notes.





**SHIRE OF COOLGARDIE  
FOR THE YEAR ENDED 30 JUNE 2024  
INDEX OF NOTES TO THE FINANCIAL REPORT**

Note 1	Basis of Preparation
Note 2	Revenue and Expenses
Note 3	Cash and Cash Equivalents
Note 4	Other Financial Assets
Note 5	Trade and Other Receivables
Note 6	Inventories
Note 7	Other Assets
Note 8	Property, Plant and Equipment
Note 9	Infrastructure
Note 10	Fixed Assets
Note 11	Leases
Note 12	Investment Property
Note 13	Trade and Other Payables
Note 14	Other Liabilities
Note 15	Borrowings
Note 16	Employee Related Provisions
Note 17	Other Provisions
Note 18	Revaluation Surplus
Note 19	Restrictions Over Financial Assets
Note 20	Undrawn Borrowing Facilities and Credit Standby Arrangements
Note 21	Contingent Liabilities
Note 22	Capital Commitments
Note 23	Related Party Transactions
Note 24	Joint Arrangements
Note 25	Events Occurring After the End of the Reporting Period
<b>Information required by legislation</b>	
Note 26	Other Material Accounting Policies
Note 27	Rating Information
Note 28	Determination of Surplus or Deficit
Note 29	Borrowing and Lease Liabilities
Note 30	Reserve accounts



**SHIRE OF COOLGARDIE  
NOTES TO AND FORMING PART OF THE FINANCIAL REPORT  
FOR THE YEAR ENDED 30 JUNE 2024**

**1. BASIS OF PREPARATION**

The financial report of the Shire of Coolgardie which is a Class 3 local government comprises general purpose financial statements which have been prepared in accordance with the *Local Government Act 1995* and accompanying regulations.

**Local Government Act 1995 requirements**  
Section 6.4(2) of the *Local Government Act 1995* read with the *Local Government (Financial Management) Regulations 1996* prescribe that the financial report be prepared in accordance with the *Local Government Act 1995* and, to the extent that they are not inconsistent with the *Local Government Act 1995*, the Australian Accounting Standards. The Australian Accounting Standards (as they apply to local governments and not-for-profit entities) and Interpretations of the Australian Accounting Standards Board except for disclosure requirements of:

- AASB 7 Financial Instruments Disclosures
- AASB 16 Leases paragraph 58
- AASB 101 Presentation of Financial Statements paragraph 61
- AASB 107 Statement of Cash Flows paragraphs 43 and 45
- AASB 116 Property, Plant and Equipment paragraph 79
- AASB 137 Provisions, Contingent Liabilities and Contingent Assets paragraph 85
- AASB 140 Investment Property paragraph 75(f)
- AASB 1052 Disaggregated Disclosures paragraph 11
- AASB 1054 Australian Additional Disclosures paragraph 16

The *Local Government (Financial Management) Regulations 1996* specify that vested land is a right-of-use asset to be measured at cost, and is considered a zero cost concessionary lease. All right-of-use assets under zero cost concessionary leases are measured at zero cost rather than at fair value, except for vested improvements on concessionary land leases such as roads, buildings or other infrastructure which continue to be reported at fair value, as opposed to the vested land which is measured at zero cost. The measurement of vested improvements at fair value is a departure from AASB 16 *Leases* which would have required the Shire to measure any vested improvements at zero cost.

Accounting policies which have been adopted in the preparation of this financial report have been consistently applied unless stated otherwise. Except for cash flow and rate setting information, the financial report has been prepared on the accrual basis and is based on historical costs, modified, where applicable, by the measurement at fair value of selected non-current assets, financial assets and liabilities.

**Critical accounting estimates and judgements**  
The preparation of a financial report in conformity with Australian Accounting Standards requires management to make judgements, estimates and assumptions that effect the application of policies and reported amounts of assets and liabilities, income and expenses.

The estimates and associated assumptions are based on historical experience and various other factors that are believed to be reasonable under the circumstances; the results of which form the basis of making the judgements about carrying amounts of assets and liabilities that are not readily apparent from other sources. Actual results may differ from these estimates.

As with all estimates, the use of different assumptions could lead to material changes in the amounts reported in the financial report.

The following are estimates and assumptions that have a significant risk of causing a material adjustment to the carrying amounts of assets and liabilities within the next financial year and further information on their nature and impact can be found in the relevant note:

- Fair value measurement of assets carried at reportable value including:
  - Property, plant and equipment - note 8
  - Infrastructure - note 9
  - Expected credit losses on financial assets - note 5
  - Investment property - note 12
  - Measurement of employee benefits - note 16
  - Measurement of provisions - note 17

Fair value hierarchy information can be found in note 26

**The local government reporting entity**  
All funds through which the Shire controls resources to carry on its functions have been included in the financial statements forming part of this financial report.

All monies held in the Trust Fund are excluded from the financial statements

**Initial application of accounting standards**  
During the current year, the following new or revised Australian Accounting Standards and Interpretations were applied for the first time:

- AASB 2021-2 *Amendments to Australian Accounting Standards - Disclosure of Accounting Policies or Definition of Accounting Estimates*

This standard resulted in terminology changes relating to material accounting policies (formerly referred to as significant accounting policies).

**New accounting standards for application in future years**  
The following new accounting standards will have application to local government in future years:

- AASB 2014-10 *Amendments to Australian Accounting Standards - Sale or Contribution of Assets between an Investor and its Associate or Joint Venture*
  - AASB 2020-1 *Amendments to Australian Accounting Standards - Classification of Liabilities as Current or Non-Current*
  - AASB 2021-7c *Amendments to Australian Accounting Standards - Effective Date of Amendments to AASB 10 and AASB 128 and Editorial Corrections (deferred AASB 10 and AASB 128 amendments in AASB 2014-10 apply)*
  - AASB 2022-5 *Amendments to Australian Accounting Standards - Lease Liability in a Sale and Leaseback*
  - AASB 2022-6 *Amendments to Australian Accounting Standards - Non-current Liabilities with Covenants*
- These amendments are not expected to have any material impact on the financial report on initial application.
- AASB 2022-10 *Amendments to Australian Accounting Standards - Fair Value Measurement of Non-Financial Assets of Not-for-Profit Public Sector Entities*

These amendments may result in changes to the fair value of non-financial assets. The impact is yet to be quantified.

- AASB 2023-1 *Amendments to Australian Accounting Standards - Supplier Finance Arrangements*

These amendments may result in additional disclosures in the case of applicable finance arrangements.

**Going Concern**  
The financial report has been prepared on the basis the Shire is a going concern.

As disclosed in the financial statements, the Shire incurred a net loss of \$4,617,984 for the year ended 30 June 2024, and as of that date, the Shire's current liabilities exceeded its current assets by \$14,210,643 and the unrestricted cash balance was overdrawn by \$934,081. The overdrawn unrestricted cash balance reflects the Shire's use of restricted funds (relating to unspent grant monies and infrastructure assets' bank loans, rather than legislatively restricted cash) for its operational activities due to cash shortfalls in the general municipal funds (refer to Note 3)

These conditions indicate a material uncertainty that may cast significant doubt about the ability of the Shire to continue as a going concern. The ability of the Shire to continue as a going concern is dependent on it being able to raise planned rates revenue and/or secure additional funding through borrowings or disposal of assets in the next 12 months, to pursue its normal operations.

The Shire is confident that it will be able to continue as a going concern and meets its liabilities as and when they fall due as a result of the following actions undertaken by the Shire subsequent to the year end and additional options available:

1. Receipt of additional working capital of \$4 million from bank on 28 April 2025.
2. Bank facilities have been renegotiated effective from 1 May 2025 with interest only payments until 28 April 2028;
3. Proposed increase in mining rates expected to increase revenue by \$6 million in 2025-26 subject to Minister approval;
4. The Shire has the capacity to sell some of its non core assets to raise additional working capital as needed, with a portion of the proceeds available for early loan repayments, even though the loans are not due until 28 April 2028, and
5. The ability to curtail discretionary capital (infrastructure) and administration expenditure as and when required.

On the basis, no adjustments have been made to the recoverability or classification of recorded asset amounts or the amounts or classification of liabilities that might be necessary should the Shire not continue as a going concern.





SHIRE OF COOLGARDIE  
NOTES TO AND FORMING PART OF THE FINANCIAL REPORT  
FOR THE YEAR ENDED 30 JUNE 2024

2. REVENUE AND EXPENSES

(a) Revenue

Contracts with customers

Recognition of revenue is dependant on the source of revenue and the associated terms and conditions associated with each source of revenue and recognised as follows:

Revenue Category	Nature of goods and services	When obligations typically satisfied	Payment terms	Returns/Refunds/Warranties	Timing of revenue recognition
Grants, subsidies and contributions	Community events, minor facilities, research, design, planning evaluation and services	Over time	Fixed terms transfer of funds based on agreed milestones and reporting	Contract obligation if project not complete	Output method based on project milestones and/or completion date matched to performance obligations
Fees and charges - licences, registrations, approvals	Building, planning, development and animal management	Single point in time	Full payment prior to issue	None	On payment of the licence, registration or approval
Fees and charges - waste management entry fees	Waste treatment, recycling and disposal service at disposal sites	Single point in time	Payment in advance at gate or on normal trading terms if credit provided	None	On entry to facility
Fees and charges - workers accommodation facilities	Room rental charges	Single point in time	Payment in advance on site or on 15 day credit trading terms if credit provided	None	On entry to facility
Fees and charges - airport landing charges	Permission to use facilities and runway	Single point in time	Monthly in arrears	None	On landing/departure event
Fees and charges - sale of stock	Kiosk and visitor centre stock	Single point in time	In full in advance, on 15 day credit	Refund for faulty goods	At point of sale
Other revenue - private works	Contracted private works	Single point in time	Monthly in arrears	None	At point of service

Consideration from contracts with customers is included in the transaction price.

Revenue Recognition

Revenue recognised during the year under each basis of recognition by nature of goods or services is provided in the table below.

For the year ended 30 June 2024

Nature	Contracts with customers	Capital grant/contributions	Statutory Requirements	Other	Total
	\$	\$	\$	\$	\$
Rates	0	0	10,357,694	0	10,357,694
Grants, subsidies and contributions	2,374,141	0	0	1,225,629	3,599,770
Fees and charges	12,432,168	0	1,161,221	689,770	14,283,159
Interest revenue	0	0	44,113	17,033	61,146
Other revenue	1,269,085	0	0	195,382	1,464,467
Capital grants, subsidies and contributions	0	650,573	0	0	650,573
<b>Total</b>	<b>16,075,394</b>	<b>650,573</b>	<b>11,563,028</b>	<b>2,127,814</b>	<b>30,416,809</b>

For the year ended 30 June 2023

Nature	Contracts with customers	Capital grant/contributions	Statutory Requirements	Other	Total
	\$	\$	\$	\$	\$
Rates	0	0	9,448,651	0	9,448,651
Grants, subsidies and contributions	3,256,237	0	0	304,691	3,560,928
Fees and charges	8,196,585	0	244,119	206,285	8,646,989
Interest revenue	0	0	29,961	2,919	32,880
Other revenue	38,738	0	306,143	1,166,563	1,511,444
Capital grants, subsidies and contributions	0	1,037,819	0	0	1,037,819
<b>Total</b>	<b>11,491,560</b>	<b>1,037,819</b>	<b>10,028,874</b>	<b>1,680,458</b>	<b>24,238,711</b>



**SHIRE OF COOLGARDIE  
NOTES TO AND FORMING PART OF THE FINANCIAL REPORT  
FOR THE YEAR ENDED 30 JUNE 2024**

**2. REVENUE AND EXPENSES (Continued)**

**(a) Revenue (Continued)**

**Interest revenue**

Interest on reserve account	6,059	2,919
Trade and other receivables overdue interest	44,114	29,961
Other interest revenue	10,973	0
	61,146	32,880

The 2024 original budget estimate in relation to:  
Trade and other receivables overdue interest was \$39,000.

**Fees and charges relating to rates receivable**

Charges on instalment plan	42,417	43,311
----------------------------	--------	--------

The 2024 original budget estimate in relation to:  
Charges on instalment plan was \$44,800.

**(b) Expenses**

**Auditors remuneration**

- Audit of the Annual Financial Report	63,077	60,500
- Other services – grant acquittals	3,900	3,545
	66,977	64,045

**Employee Costs**

Employee benefit costs	6,819,306	5,393,905
Other employee costs	125,829	435,744
	6,945,135	5,829,649

**Other expenditure**

Accommodation Leasing Costs	38,417	1,873,621
Legal expenses (rates recovery)	209,067	180,813
Provision for health services	431,364	297,578
Sundry expenses	1,004,573	392,301
	1,683,421	2,744,313



**SHIRE OF COOLGARDIE  
NOTES TO AND FORMING PART OF THE FINANCIAL REPORT  
FOR THE YEAR ENDED 30 JUNE 2024**

**3. CASH AND CASH EQUIVALENTS**

Note	2024	2023
<b>(a) Total cash and cash equivalents</b>	<b>\$</b>	<b>\$</b>
Cash at bank and on hand	1,521,748	1,273,240
Term deposits	0	240,800
	<u>1,521,748</u>	<u>1,514,040</u>
Held as		
- Unrestricted cash and cash equivalents*	(934,081)	(2,149,697)
- Restricted cash and cash equivalents	19 2,455,829	3,663,737
	<u>1,521,748</u>	<u>1,514,040</u>

\* The negative unrestricted cash and cash equivalents reflects the Shire's application of its restricted funds for operational purposes.

**MATERIAL ACCOUNTING POLICIES**

**Cash and cash equivalents**

Cash and cash equivalents include cash on hand, cash at bank, deposits available on demand with banks and other short term highly liquid investments with original maturities of three months or less that are readily convertible to known amounts of cash and which are subject to an insignificant risk of changes in value.

Bank overdrafts are reported as short term borrowings in current liabilities in the statement of financial position.

Term deposits are presented as cash equivalents if they have a maturity of three months or less from the date of acquisition and are repayable with 24 hours notice with no loss of interest.

**Restricted financial assets**

Restricted financial asset balances are not available for general use by the local government due to externally imposed restrictions. Restrictions are specified in an agreement, contract or legislation. This applies to reserve accounts, unspent grants, subsidies and contributions and unspent loans that have not been fully expended in the manner specified by the contributor, legislation or loan agreement and for which no liability has been recognised.

**4. OTHER FINANCIAL ASSETS**

**Non-current assets**

Financial assets at fair value through profit or loss

	2024	2023
	\$	\$
Financial assets at fair value through profit or loss	103,964	101,862
	<u>103,964</u>	<u>101,862</u>
<b>Financial assets at fair value through profit or loss</b>		
Units in Local Government House Trust - opening balance	101,862	97,255
Movement attributable to fair value increment	2,102	4,607
Units in Local Government House Trust - closing balance	<u>103,964</u>	<u>101,862</u>

Fair value of financial assets at fair value through profit or loss is determined from the net asset value of the units held in the trust at balance date as compiled by WALGA.

**MATERIAL ACCOUNTING POLICIES**

**Financial assets at fair value through profit or loss**

The Shire has elected to classify the following financial assets at fair value through profit or loss:

- debt investments which do not qualify for measurement at either amortised cost or fair value through other comprehensive income.
- equity investments which the Shire has elected to recognise as fair value gains and losses through profit or loss.



**SHIRE OF COOLGARDIE  
NOTES TO AND FORMING PART OF THE FINANCIAL REPORT  
FOR THE YEAR ENDED 30 JUNE 2024**

**5. TRADE AND OTHER RECEIVABLES**

Note	2024	2023
	\$	\$
<b>Current</b>		
Rates and statutory receivables	937,911	1,205,209
Trade receivables	980,916	1,068,701
GST receivable	28,412	273,243
Allowance for credit losses of rates and statutory receivables	(63,034)	(61,025)
Allowance for credit losses of trade receivables	0	(3,344)
Receivable from joint operation	100,000	100,000
Pensioner Rebates	4,375	9,530
	<b>1,988,580</b>	<b>2,592,314</b>
<b>Non-current</b>		
Rates and statutory receivables	164,120	148,809
Other receivables	98,500	0
	<b>262,620</b>	<b>148,809</b>

**Disclosure of opening and closing balances related to contracts with customers**

Information about receivables from contracts with customers along with financial assets and associated liabilities arising from transfers to enable the acquisition or construction of recognisable non financial assets is:

Note	30 June 2024 Actual	30 June 2023 Actual
	\$	\$
Trade and other receivables from contracts with customers	1,764,790	1,168,701
Allowance for credit losses of trade receivables	0	(3,344)
Total trade and other receivables from contracts with customers	<b>1,764,790</b>	<b>1,165,357</b>

**MATERIAL ACCOUNTING POLICIES**

**Rates and statutory receivables**

Rates and statutory receivables are non-contractual receivables arising from statutory requirements and include amounts due from ratepayers for unpaid rates and service charges and other statutory charges or fines.

Rates and statutory receivables are recognised when the taxable event has occurred and can be measured reliably.

**Trade receivables**

Trade receivables are amounts receivable from contractual arrangements with customers for goods sold, services performed or grants or contributions with sufficiently specific performance obligations or for the construction of recognisable non financial assets as part of the ordinary course of business.

**Other receivables**

Other receivables are amounts receivable from contractual arrangements with third parties other than contracts with customers and amounts received as grants for the construction of recognisable non financial assets.

**Measurement**

Trade and other receivables are recognised initially at the amount of the transaction price, unless they contain a significant financing component, and are to be recognised at fair value.

**Classification and subsequent measurement**

Receivables which are generally due for settlement within 30 days except rates receivables which are expected to be collected within 12 months are classified as current assets. All other receivables such as, deferred pensioner rates receivable after the end of the reporting period are classified as non-current assets.

Trade and other receivables are held with the objective to collect the contractual cashflows and therefore the Shire measures them subsequently at amortised cost using the effective interest rate method.

Due to the short term nature of current receivables, their carrying amount is considered to be the same as their fair value. Non-current receivables are indexed to inflation, any difference between the face value and fair value is considered immaterial.



**SHIRE OF COOLGARDIE  
NOTES TO AND FORMING PART OF THE FINANCIAL REPORT  
FOR THE YEAR ENDED 30 JUNE 2024**

**6. INVENTORIES**

**Current**

Visitor centre stock

	2024	2023
	\$	\$
	12,946	14,418
	12,946	14,418
<b>Balance at beginning of year</b>	14,418	11,033
Inventories expensed during the year	(1,750)	(9,045)
Additions to inventory	278	12,430
<b>Balance at end of year</b>	12,946	14,418

The following movements in inventories occurred during the year:

**Balance at beginning of year**

Inventories expensed during the year

Additions to inventory

**Balance at end of year**

**MATERIAL ACCOUNTING POLICIES**

**General**

Inventories are measured at the lower of cost and net realisable value.

Net realisable value is the estimated selling price in the ordinary course of business less the estimated costs of completion and the estimated costs necessary to make the sale.

**7. OTHER ASSETS**

**Other assets - current**

Prepayments

Accrued income

	2024	2023
	\$	\$
	31,849	255,700
	4,184	33,098
	36,033	288,798

**MATERIAL ACCOUNTING POLICIES**

**Other current assets**

Other non-financial assets include prepayments which represent payments in advance of receipt of goods or services or that part of expenditure made in one accounting period covering a term extending beyond that period.



SHIRE OF COOLGARDIE  
NOTES TO AND FORMING PART OF THE FINANCIAL REPORT  
FOR THE YEAR ENDED 30 JUNE 2024

8. PROPERTY, PLANT AND EQUIPMENT

(a) Movements in Balances

Movement in the balances of each class of property, plant and equipment between the beginning and the end of the current financial year.

	Assets not subject to operating lease				Total Property			Plant and equipment		Total property, plant and equipment
	Land	Buildings - non-specialised	Buildings - specialised		Land	Buildings - non-specialised	Buildings - specialised	Furniture and equipment	Plant and equipment	
	\$	\$	\$	\$	\$	\$	\$	\$	\$	\$
Balance at 1 July 2022	2,093,000	1,300,000	34,322,057	0	2,093,000	1,300,000	34,322,057	269,073	1,455,295	39,439,425
Additions	79,633	23,240	10,263,176	0	79,633	23,240	10,263,176	95,551	164,295	10,625,895
Disposals	0	0	0	0	0	0	0	0	(48,548)	(48,548)
Depreciation	0	(28,413)	(870,067)	0	2,172,633	(28,413)	(870,067)	(61,931)	(241,715)	(1,202,126)
Balance at 30 June 2023	2,172,633	1,294,827	43,715,166	0	2,172,633	1,294,827	43,715,166	302,693	1,329,327	48,814,646
<b>Comprises:</b>										
Gross balance amount at 30 June 2023	2,172,633	1,420,770	48,371,439	0	2,172,633	1,420,770	48,371,439	941,377	2,533,085	55,439,304
Accumulated depreciation at 30 June 2023	0	(125,943)	(4,656,273)	0	2,172,633	(125,943)	(4,656,273)	(638,684)	(1,203,758)	(6,624,658)
Balance at 30 June 2023	2,172,633	1,294,827	43,715,166	0	2,172,633	1,294,827	43,715,166	302,693	1,329,327	48,814,646
Additions	0	960,473	14,235,688	0	0	960,473	14,235,688	104,821	963,750	16,264,732
Disposals	0	0	0	0	0	0	0	0	(59,429)	(59,429)
Depreciation	0	(28,876)	(1,944,306)	0	0	(28,876)	(1,944,306)	(94,870)	(315,453)	(2,383,505)
Transfers*	0	0	(23,489,361)	0	0	0	(23,489,361)	0	0	(23,489,361)
Balance at 30 June 2024*	2,172,633	2,226,424	32,517,187	0	2,172,633	2,226,424	32,517,187	312,644	1,918,195	39,147,083
<b>Comprises:</b>										
Gross balance amount at 30 June 2024	2,172,633	2,381,244	39,117,765	0	2,172,633	2,381,244	39,117,765	1,046,198	3,300,827	48,018,667
Accumulated depreciation at 30 June 2024	0	(154,820)	(6,600,578)	0	0	(154,820)	(6,600,578)	(733,554)	(1,382,632)	(8,871,584)
Balance at 30 June 2024*	2,172,633	2,226,424	32,517,187	0	2,172,633	2,226,424	32,517,187	312,644	1,918,195	39,147,083

\* Property, Plant & Equipment worth \$23,489,361 was transferred to Investment Property (Note 12) upon full completion.



**SHIRE OF COOLGARDIE  
NOTES TO AND FORMING PART OF THE FINANCIAL REPORT  
FOR THE YEAR ENDED 30 JUNE 2024**

**8. PROPERTY, PLANT AND EQUIPMENT (Continued)**

(b) Carrying Amount Measurements

Asset Class	Fair Value Hierarchy	Valuation Technique	Basis of Valuation	Date of Last Valuation	Inputs Used
<b>(i) Fair Value - as determined at the last valuation date</b>					
Land and buildings					
Land	2	Market approach using recent observable market data for similar properties	Independent Registered Valuer	June 2022	Price per hectare, with reference to current zoning of land. Market values were used unless there were some restrictions or other factors associated with the land.
Buildings - non-specialised	2	Market approach using recent observable market data for similar properties	Independent Registered Valuer	June 2022	Observable open market values of similar assets adjusted for condition and comparability at the highest and best use
Buildings - specialised	3	Cost approach using depreciated replacement cost	Independent Registered Valuer	June 2022	Construction costs based on recent contract prices, current condition, residual values and remaining useful life assessments

Level 3 inputs are based on assumptions with regards to future values and patterns of consumption utilising current information. If the basis of these assumptions were varied, they have the potential to result in a significantly higher or lower fair value measurement.

During the period there were no changes in the valuation techniques used by the local government to determine the fair value of property, plant and equipment using either level 2 or level 3 inputs. The valuation techniques applied to property subject to lease was the same as that applied to property not subject to lease.



**SHIRE OF COOLGARDIE  
NOTES TO AND FORMING PART OF THE FINANCIAL REPORT  
FOR THE YEAR ENDED 30 JUNE 2024**

**9. INFRASTRUCTURE**

**(a) Movements in Balances**

Movement in the balances of each class of infrastructure between the beginning and the end of the current financial year.

	roads	footpaths	drainage	Infrastructure - parks and ovals	Infrastructure - sewerage	Infrastructure - other	Infrastructure - landfill assets	Total
	\$	\$	\$	\$	\$	\$	\$	\$
<b>Balance at 1 July 2022</b>	93,516,445	2,645,135	1,199,407	2,846,715	3,016,902	11,568,458	1,280,557	116,073,619
Additions	1,988,343	0	30,551	171,438	229,266	755,882	2,207,219	5,382,699
Revaluation increments / (decrements) transferred to revaluation surplus	5,849,361	(587,616)	(233,995)	0	0	0	0	5,027,750
Depreciation	(2,009,405)	(86,489)	(35,500)	(105,514)	(32,018)	(266,739)	(421,798)	(2,957,463)
<b>Balance at 30 June 2023</b>	99,344,744	1,971,030	960,463	2,912,639	3,214,150	12,057,601	3,065,978	123,526,605
<b>Comprises:</b>								
Gross balance at 30 June 2023	161,887,658	6,160,163	2,218,153	3,821,967	3,398,680	13,109,633	4,087,316	194,683,570
Accumulated depreciation at 30 June 2023	(62,542,914)	(4,189,133)	(1,257,690)	(909,328)	(184,530)	(1,052,032)	(1,021,338)	(71,156,965)
<b>Balance at 30 June 2023</b>	99,344,744	1,971,030	960,463	2,912,639	3,214,150	12,057,601	3,065,978	123,526,605
Additions	219,432	0	71,849	174,328	1,152,928	252,076	0	1,870,613
Depreciation	(5,521,284)	(107,023)	(28,879)	(124,435)	(43,407)	(324,237)	(598,166)	(6,747,431)
<b>Balance at 30 June 2024</b>	94,042,892	1,864,007	1,003,433	2,962,532	4,323,671	11,985,440	2,467,812	118,649,787
<b>Comprises:</b>								
Gross balance at 30 June 2024	162,107,090	6,160,163	2,290,002	3,996,295	4,551,608	13,361,709	4,087,316	196,554,183
Accumulated depreciation at 30 June 2024	(68,064,198)	(4,296,156)	(1,286,569)	(1,033,763)	(227,937)	(1,376,269)	(1,619,504)	(77,904,396)
<b>Balance at 30 June 2024</b>	94,042,892	1,864,007	1,003,433	2,962,532	4,323,671	11,985,440	2,467,812	118,649,787



**SHIRE OF COOLGARDIE  
NOTES TO AND FORMING PART OF THE FINANCIAL REPORT  
FOR THE YEAR ENDED 30 JUNE 2024**

**9. INFRASTRUCTURE (Continued)**

**(b) Carrying Amount Measurements**

Asset Class as determined at the last valuation date	Fair Value Hierarchy	Valuation Technique	Basis of Valuation	Date of Last Valuation	Inputs Used
(i) Fair Value - as determined at the last valuation date					
Infrastructure - roads	3	Cost approach using depreciated replacement cost	Independent Registered Valuer	June 2023	Construction costs and current condition, residual values and remaining useful life assessments
Infrastructure - footpaths	3	Cost approach using depreciated replacement cost	Independent Registered Valuer	June 2023	Construction costs and current condition, residual values and remaining useful life assessments
Infrastructure - drainage	3	Cost approach using depreciated replacement cost	Independent Registered Valuer	June 2023	Construction costs and current condition, residual values and remaining useful life assessments
Infrastructure - parks and ovals	3	Cost approach using depreciated replacement cost	Independent Registered Valuer	June 2022	Construction costs and current condition, residual values and remaining useful life assessments
Infrastructure - sewerage	3	Cost approach using depreciated replacement cost	Independent Registered Valuer	June 2022	Construction costs and current condition, residual values and remaining useful life assessments
Infrastructure - other	3	Cost approach using depreciated replacement cost	Independent Registered Valuer	June 2022	Construction costs and current condition, residual values and remaining useful life assessments

Level 3 inputs are based on assumptions with regards to future values and patterns of consumption utilising current information. If the basis of these assumptions were varied, they have the potential to result in a significantly higher or lower fair value measurement.

During the period there were no changes in the valuation techniques used to determine the fair value of infrastructure using level 3 inputs.



**SHIRE OF COOLGARDIE  
NOTES TO AND FORMING PART OF THE FINANCIAL REPORT  
FOR THE YEAR ENDED 30 JUNE 2024**

**10. FIXED ASSETS**

**(a) Depreciation**

**Depreciation rates**

Typical estimated useful lives for the different asset classes for the current and prior years are included in the table below:

<b>Asset Class</b>	<b>Useful life</b>
Land - freehold land	Not depreciated
Buildings - non-specialised	30-50 years
Buildings - specialised	3-50 years
Furniture and equipment	3-40 years
Plant and equipment	5-20 years
Infrastructure - roads	15-90 years
Infrastructure - footpaths	20-60 years
Infrastructure - drainage	75 years
Infrastructure - parks & ovals	5-50 years
Infrastructure - sewerage	10-100 years
Infrastructure - kerbing	60 years
Infrastructure - other	2-50 years
Infrastructure - landfill assets	6.5 years
Right of Use - plant & equipment	3-7 years



**SHIRE OF COOLGARDIE  
NOTES TO AND FORMING PART OF THE FINANCIAL REPORT  
FOR THE YEAR ENDED 30 JUNE 2024**

**10. FIXED ASSETS (Continued)**

**MATERIAL ACCOUNTING POLICIES**

**Initial recognition**

An item of property, plant and equipment or infrastructure that qualifies for recognition as an asset is measured at its cost.

Upon initial recognition, cost is determined as the amount paid (or other consideration given) to acquire the assets, plus costs incidental to the acquisition. The cost of non-current assets constructed by the Shire includes the cost of all materials used in construction, direct labour on the project and an appropriate proportion of variable and fixed overheads. For assets acquired at zero cost or otherwise significantly less than fair value, cost is determined as fair value at the date of acquisition.

Assets for which the fair value as at the date of acquisition is under \$5,000 are not recognised as an asset in accordance with *Local Government (Financial Management) Regulation 17A(5)*. These assets are expensed immediately.

Where multiple individual low value assets are purchased together as part of a larger asset or collectively forming a larger asset exceeding the threshold, the individual assets are recognised as one asset and capitalised.

Individual assets that are land, buildings and infrastructure acquired between scheduled revaluation dates of the asset class in accordance with the Shire's revaluation policy, are recognised at cost and disclosed as being at reportable value.

**Measurement after recognition**

Plant and equipment including furniture and equipment and right-of-use assets (other than vested improvements) are measured using the cost model as required under *Local Government (Financial Management) Regulation 17A(2)*. Assets held under the cost model are carried at cost less accumulated depreciation and any impairment losses being their reportable value.

**Reportable Value**

In accordance with *Local Government (Financial Management) Regulation 17A(2)*, the carrying amount of non-financial assets that are land and buildings classified as property, plant and equipment, investment properties, infrastructure or vested improvements that the local government controls.

Reportable value is for the purpose of *Local Government (Financial Management) Regulation 17A(4)* is the fair value of the asset at its last valuation date minus (to the extent applicable) the accumulated depreciation and any accumulated impairment losses in respect of the non-financial asset subsequent to its last valuation date.

**Revaluation**

Land and buildings classified as property, plant and equipment, infrastructure or vested improvements that the local government controls and measured at reportable value, are only required to be revalued every five years in accordance with the regulatory framework. This includes buildings and infrastructure items which were pre-existing improvements (i.e. vested improvements) on land vested in the Shire.

Whilst the regulatory framework only requires a revaluation to occur every five years, it also provides for the Shire to revalue earlier if it chooses to do so.

For land, buildings and infrastructure, increases in the carrying amount arising on revaluation of asset classes are credited to a revaluation surplus in equity.

Decreases that offset previous increases of the same class of asset are recognised against revaluation surplus directly in equity. All other decreases are recognised in profit or loss.

Subsequent increases are then recognised in profit or loss to the extent they reverse a net revaluation decrease previously recognised in profit or loss for the same class of asset.

**Depreciation**

The depreciable amount of all property, plant and equipment and infrastructure, are depreciated on a straight-line basis over the individual asset's useful life from the time the asset is held ready for use. Leasehold improvements are depreciated over the shorter of either the unexpired period of the lease or the estimated useful life of the improvements.

The assets residual values and useful lives are reviewed, and adjusted if appropriate, at the end of each reporting period.

**Depreciation on revaluation**

When an item of property, plant and equipment and infrastructure is revalued, any accumulated depreciation at the date of the revaluation is treated in one of the following ways:

- (i) The gross carrying amount is adjusted in a manner that is consistent with the revaluation of the carrying amount of the asset.
- (ii) Eliminated against the gross carrying amount of the asset and the net amount restated to the revalued amount of the asset.

**Impairment**

In accordance with *Local Government (Financial Management) Regulations 17A(4C)*, the Shire is not required to comply with *AASB 136 Impairment of Assets* to determine the recoverable amount of its non-financial assets that are land or buildings classified as property, plant and equipment, infrastructure or vested improvements that the local government controls in circumstances where there has been an impairment indication of a general decrease in asset values.

In other circumstances where it has been assessed that one or more of these non-financial assets are impaired, the asset's carrying amount is written down immediately to its recoverable amount if the asset's carrying amount is greater than its estimated recoverable amount.

**Gains or losses on disposal**

Gains and losses on disposals are determined by comparing proceeds with the carrying amount. These gains and losses are included in the statement of comprehensive income in the period in which they arise.



**SHIRE OF COOLGARDIE  
NOTES TO AND FORMING PART OF THE FINANCIAL REPORT  
FOR THE YEAR ENDED 30 JUNE 2024**

**11. LEASES**

**(a) Right-of-Use Assets**

Movement in the balance of each class of right-of-use asset between the beginning and the end of the current financial year.	Right-of-use assets - plant and equipment	
	Note	Right-of-use assets Total
	\$	\$
Balance at 1 July 2022	1,360,518	1,360,518
Additions	313,626	313,626
Revaluation (loss) / reversals transferred to profit or loss	(5,478)	(5,478)
Depreciation	(366,807)	(366,807)
<b>Balance at 30 June 2023</b>	<b>1,301,859</b>	<b>1,301,859</b>
Gross balance amount at 30 June 2023	2,162,473	2,162,473
Accumulated depreciation at 30 June 2023	(860,614)	(860,614)
<b>Balance at 30 June 2023</b>	<b>1,301,859</b>	<b>1,301,859</b>
Additions	3,923,625	3,923,625
Depreciation	(1,653,230)	(1,653,230)
<b>Balance at 30 June 2024</b>	<b>3,572,254</b>	<b>3,572,254</b>
Gross balance amount at 30 June 2024	6,086,098	6,086,098
Accumulated depreciation at 30 June 2024	(2,513,844)	(2,513,844)
<b>Balance at 30 June 2024</b>	<b>3,572,254</b>	<b>3,572,254</b>

The following amounts were recognised in the statement of comprehensive income during the period in respect of leases where the Shire is the lessee:

	2024 Actual	2023 Actual
	\$	\$
Depreciation on right-of-use assets	(1,653,230)	(366,807)
Finance charge on lease liabilities	(401,767)	(88,128)
<b>Total amount recognised in the statement of comprehensive income</b>	<b>(2,054,997)</b>	<b>(454,935)</b>
Total cash outflow from leases	(1,651,511)	(401,025)
<b>(b) Lease Liabilities</b>		
Current	1,904,377	345,541
Non-current	2,207,447	1,092,402
<b>29(e)</b>	<b>4,111,824</b>	<b>1,437,943</b>

**Secured liabilities and assets pledged as security**

Lease liabilities are effectively secured, as the rights to the leased assets recognised in the financial statements revert to the lessor in the event of default.

**(c) Lessor - Property, Plant and Equipment Subject to Lease**

Refer to note 12 for details of leased investment property.

**MATERIAL ACCOUNTING POLICIES**

**Leases**

At inception of a contract, the Shire assesses if the contract contains or is a lease. A contract is, or contains, a lease if the contract conveys the right to control the use of an identified for a period of time in exchange for consideration.

At the commencement date, a right-of-use asset is recognised at cost and lease liability at the present value of the lease payments that are not paid at that date. The lease payments are discounted using the interest rate implicit in the lease, if that rate can be readily determined. If that rate cannot be readily determined, the Shire uses its incremental borrowing rate.

All contracts that are classified as short-term leases (i.e. a lease with a term of 12 months or less) and leases of low value assets are recognised as an operating expense on a straight-line basis over the term of the lease.

Details of individual lease liabilities required by regulations are provided at Note 29(e).

**Right-of-use assets - measurement**

Right-of-use assets are measured at cost. All right-of-use assets (other than vested improvements) under zero cost concessionary leases are measured at zero cost (i.e. not recognised in the Statement of Financial Position). The exception is vested improvements on concessionary land leases such as roads, buildings or other infrastructure which are reported at fair value.

Refer to Note 10 under revaluation for details on the material accounting policies applying to vested improvements.

**Right-of-use assets - depreciation**

Right-of-use assets are depreciated over the lease term or useful life of the underlying asset, whichever is the shorter. Where a lease transfers ownership of the underlying asset, or the cost of the right-of-use asset reflects that the Shire anticipates to exercise a purchase option, the specific asset is depreciated over the useful life of the underlying asset.



**SHIRE OF COOLGARDIE  
NOTES TO AND FORMING PART OF THE FINANCIAL REPORT  
FOR THE YEAR ENDED 30 JUNE 2024**

**12. INVESTMENT PROPERTY**

**Non-current assets - at reportable value**

	2024 Actual \$	2023 Actual \$
Carrying balance at 1 July	0	0
Transfer*	23,489,361	0
Closing balance at 30 June	23,489,361	0

**Amounts recognised in profit or loss for investment properties**

	2024 Actual \$	2024 Budget \$
Rental income	10,120,228	16,482,999
Materials and contracts	(4,315,190)	(6,733,545)
Repair & Maintenance	(817,695)	(229,999)
Finance costs	(1,249,299)	(1,420,656)
Other expenditure	(948,170)	(74,999)
Fair value gain recognised in profit or loss	0	0
Net result	2,789,874	8,023,800

**Leasing arrangements**

Minimum lease payments under non-cancellable operating leases of investment properties not recognised in the financial statements are receivable as follows:

Less than 1 year	5,567,025	5,567,025
1 to 2 years	1,239,975	1,239,975
	6,807,000	6,807,000

\* Investment Property transferred from Property, Plant & Equipment (Note 8) upon full completion.

**MATERIAL ACCOUNTING POLICIES**

**Investment properties**

Investment properties are principally freehold buildings, held for long-term rental yields and not occupied by the Shire.

In accordance with *Local Government (Financial Management) Regulation 17A(2)*, the carrying amount of non-financial assets that are investment properties, are shown at their reportable value.

Reportable value for the purposes of *Local Government (Financial Management) Regulation 17A(4)* is the fair value of the asset at its last valuation date.

**Revaluation**

In accordance with the regulatory framework, investment properties are required to be revalued whenever required by AASB 140 *Investment Property* and, in any event, every five years.

**Fair value of investment properties**

A management valuation was performed to determine the fair value of investment properties. The main Level 3 inputs used in the valuation were discount rates, yields, expected vacancy rates and rental growth rates estimated by management based on comparable transactions and industry data.



**SHIRE OF COOLGARDIE  
NOTES TO AND FORMING PART OF THE FINANCIAL REPORT  
FOR THE YEAR ENDED 30 JUNE 2024**

**13. TRADE AND OTHER PAYABLES**

**Current**

	2024	2023
	\$	\$
Sundry creditors	6,193,542	2,538,709
Prepaid rates	284,537	258,455
Accrued payroll liabilities	67,711	0
ATO liabilities	98,386	174,760
Bonds and deposits held	34,889	116,671
Accrued interest on borrowings	49,796	50,193
Accrued salaries and wages	82,478	60,161
Accrued expenses	0	2,963
	<b>6,811,339</b>	<b>3,201,912</b>

**MATERIAL ACCOUNTING POLICIES**

**Financial liabilities**

Financial liabilities are initially recognised at fair value when the Shire becomes a party to the contractual provisions of the instrument.

Non-derivative financial liabilities (excluding financial guarantees) are subsequently measured at amortised cost.

Financial liabilities are derecognised where the related obligations are discharged, cancelled or expired. The difference between the carrying amount of the financial liability extinguished or transferred to another party and any consideration paid, including the transfer of non-cash assets or liabilities assumed, is recognised in profit or loss.

**Trade and other payables**

Trade and other payables represent liabilities for goods and services provided to the Shire prior to the end of the financial year that are unpaid and arise when the Shire becomes obliged to make future payments in respect of the purchase of these goods and services. The amounts are unsecured, are recognised as a current liability and are usually paid within 30 days of recognition. The carrying amounts of trade and other payables are considered to be the same as their fair values, due to their short-term nature.

**Prepaid rates**

Prepaid rates are, until the taxable event has occurred (start of the next financial year), refundable at the request of the ratepayer. Rates received in advance are initially recognised as a financial liability. When the taxable event occurs, the financial liability is extinguished and the Shire recognises income for the prepaid rates that have not been refunded.





**SHIRE OF COOLGARDIE  
NOTES TO AND FORMING PART OF THE FINANCIAL REPORT  
FOR THE YEAR ENDED 30 JUNE 2024**

**14. OTHER LIABILITIES**

**Current**

Contract liabilities  
Capital grant/contributions liabilities

2024	2023
\$	\$
0	15,500
1,198,004	561,869
1,198,004	577,369

**Reconciliation of changes in contract liabilities**

Opening balance  
Additions  
Revenue from contracts with customers included as a contract liability at the start of the period

15,500	0
0	15,500
(15,500)	0
0	15,500

The aggregate amount of the performance obligations unsatisfied (or partially unsatisfied) in relation to these contract liabilities was \$0 (2023: \$0)

The Shire expects to satisfy the performance obligations, from contracts with customers unsatisfied at the end of the reporting period, within the next 12 months.

**Reconciliation of changes in capital grant/contribution liabilities**

Opening balance  
Additions  
Revenue from capital grant/contributions held as a liability at the start of the period

561,869	791,498
1,198,004	482,234
(561,869)	(711,863)
1,198,004	561,869

Performance obligations in relation to capital grant/contribution liabilities are satisfied as project milestones are met or completion of construction or acquisition of the asset.

**MATERIAL ACCOUNTING POLICIES**

**Contract liabilities**

Contract liabilities represent the Shire's obligation to transfer goods or services to a customer for which the Shire has received consideration from the customer.

Contract liabilities represent obligations which are not yet satisfied. Contract liabilities are recognised as revenue when the performance obligations in the contract are satisfied.

**Capital grant/contribution liabilities**

Capital grant/contribution liabilities represent the Shire's obligations to construct recognisable non-financial assets to identified specifications to be controlled by the Shire which are yet to be satisfied. Capital grant/contribution liabilities are recognised as income when the obligations in the contract are satisfied.

Fair values for non-current capital grant/contribution liabilities, not expected to be extinguished within 12 months, are based on discounted cash flows of expected cashflows to satisfy the obligations using a current borrowing rate. They are classified as level 3 fair values in the fair value hierarchy (see Note 26(i)) due to the unobservable inputs, including own credit risk.



**SHIRE OF COOLGARDIE  
NOTES TO AND FORMING PART OF THE FINANCIAL REPORT  
FOR THE YEAR ENDED 30 JUNE 2024**

**15. BORROWINGS**

	Note	2024			2023		
		Current	Non-current	Total	Current	Non-current	Total
		\$	\$	\$	\$	\$	\$
<b>Secured</b>							
Bank overdrafts	29(d)	1,482,531	0	1,482,531	1,000,000	0	1,000,000
Bank loans	29(a)	5,823,019	19,075,235	24,898,254	3,280,225	14,094,727	17,374,952
<b>Total secured borrowings</b>		<b>7,305,550</b>	<b>19,075,235</b>	<b>26,380,785</b>	<b>4,280,225</b>	<b>14,094,727</b>	<b>18,374,952</b>

**Secured liabilities and assets pledged as security**

Bank overdrafts and bank loans are secured by a floating charge over the rates of the Shire of Coolgardies.

The Shire of Coolgardie has complied with the financial repayments of its borrowing facilities during the 2024 and 2023 years.

**MATERIAL ACCOUNTING POLICIES**

**Borrowing costs**

The Shire has elected to recognise borrowing costs as an expense when incurred regardless of how the borrowings are applied.

Fair values of borrowings are not materially different to their carrying amounts, since the interest payable on those borrowings is either close to current market rates or the borrowings are of a short term nature.

Borrowings fair values are based on discounted cash flows using a current borrowing rate. They are classified as level 3 fair values in the fair value hierarchy (see Note 26(i)) due to the unobservable inputs, including own credit risk.

**Borrowing costs**

Details of individual borrowings required by regulations are provided at Note 29(a).





**SHIRE OF COOLGARDIE  
NOTES TO AND FORMING PART OF THE FINANCIAL REPORT  
FOR THE YEAR ENDED 30 JUNE 2024**

**16. EMPLOYEE RELATED PROVISIONS**

**Employee Related Provisions**

**Current provisions**

**Employee benefit provisions**

Annual leave

Long service leave

**Total current employee related provisions**

**Non-current provisions**

**Employee benefit provisions**

Long service leave

**Total non-current employee related provisions**

**Total employee related provisions**

	2024	2023
	\$	\$
Annual leave	237,208	285,293
Long service leave	99,269	126,792
<b>Total current employee related provisions</b>	<b>336,477</b>	<b>412,085</b>
Long service leave	137,572	86,934
<b>Total non-current employee related provisions</b>	<b>137,572</b>	<b>86,934</b>
<b>Total employee related provisions</b>	<b>474,049</b>	<b>499,019</b>

Provision is made for benefits accruing to employees in respect of wages and salaries, annual leave and long service leave and associated on costs for services rendered up to the reporting date and recorded as an expense during the period the services are delivered.

Annual leave liabilities are classified as current, as there is no unconditional right to defer settlement for at least 12 months after the end of the reporting period.

**MATERIAL ACCOUNTING POLICIES**

**Employee benefits**

The Shire's obligations for employees' annual leave, long service leave and other employee leave entitlements are recognised as employee related provisions in the Statement of Financial Position.

**Short-term employee benefits**

Provision is made for the Shire's obligations for short-term employee benefits. Short-term employee benefits are benefits (other than termination benefits) that are expected to be settled wholly before 12 months after the end of the annual reporting period in which the employees render the related service, including wages, salaries and sick leave. Short-term employee benefits are measured at the (undiscounted) amounts expected to be paid when the obligation is settled.

The Shire's obligations for short-term employee benefits such as wages, salaries and sick leave are recognised as a part of current trade and other payables in the statement of financial position.

**Other long-term employee benefits**

Long-term employee benefits provisions are measured at the present value of the expected future payments to be made to employees. Expected future payments incorporate anticipated future wage and salary levels, durations of service and employee departures and are discounted at rates determined by reference to market yields at the end of the reporting period on government bonds that have maturity dates that approximate the terms of the obligations. Any remeasurements for changes in assumptions of obligations for other long-term employee benefits are recognised in profit or loss in the periods in which the changes occur.

The Shire's obligations for long-term employee benefits are presented as non-current provisions in its statement of financial position, except where the Shire does not have an unconditional right to defer settlement for at least 12 months after the end of the reporting period, in which case the obligations are presented as current provisions.



**SHIRE OF COOLGARDIE  
NOTES TO AND FORMING PART OF THE FINANCIAL REPORT  
FOR THE YEAR ENDED 30 JUNE 2024**

**17. OTHER PROVISIONS**

	Provision for remediation costs	Other provisions	Total
	\$	\$	\$
<b>Opening balance at 1 July 2023</b>			
Non-current provisions	4,515,705	0	4,515,705
	4,515,705	0	4,515,705
<b>Additional provision</b>	184,049	214,203	398,252
<b>Balance at 30 June 2024</b>	4,699,754	214,203	4,913,957
<b>Comprises</b>			
Current	0	214,203	214,203
Non-current	4,699,754	0	4,699,754
	4,699,754	214,203	4,913,957

**Other provisions**

Amounts which are expected to be paid out within 12 months of the reporting date are classified as current. Exact timing of payment of non-current obligations is unable to be reliably estimated as it is dependent on factors beyond the control of the local government.

**MATERIAL ACCOUNTING POLICIES**

**Provisions**

Provisions are recognised when the Shire has a present legal or constructive obligation, as a result of past events, for which it is probable that an outflow of economic benefits will result and that outflow can be reliably measured.

Provisions are measured using the best estimate of the amounts required to settle the obligation at the end of the reporting period.



SHIRE OF COOLGARDIE  
NOTES TO AND FORMING PART OF THE FINANCIAL REPORT  
FOR THE YEAR ENDED 30 JUNE 2024

18. REVALUATION SURPLUS

	2024 Opening Balance	Total Movement on Revaluation	2024 Closing Balance	2023 Opening Balance	Total Movement on Revaluation	2023 Closing Balance
	\$	\$	\$	\$	\$	\$
Revaluation surplus - Land - freehold land	1,020,400	0	1,020,400	1,020,400	0	1,020,400
Revaluation surplus - Buildings - non-specialised	419,361	0	419,361	419,361	0	419,361
Revaluation surplus - Buildings - specialised	18,641,438	0	18,641,438	18,641,438	0	18,641,438
Revaluation surplus - Furniture and equipment	344,808	0	344,808	344,808	0	344,808
Revaluation surplus - Infrastructure - roads	65,416,312	0	65,416,312	59,566,951	5,849,361	65,416,312
Revaluation surplus - Infrastructure - footpaths	942,369	0	942,369	1,529,985	(587,616)	942,369
Revaluation surplus - Infrastructure - drainage	288,505	0	288,505	522,500	(233,995)	288,505
Revaluation surplus - Infrastructure - parks and ovals	1,204,897	0	1,204,897	1,204,897	0	1,204,897
Revaluation surplus - Infrastructure - sewerage	2,051,822	0	2,051,822	2,051,822	0	2,051,822
Revaluation surplus - Infrastructure - landfill assets	465,327	(184,049)	281,278	965,202	(499,875)	465,327
	90,795,239	(184,049)	90,611,190	86,267,364	4,527,875	90,795,239



**SHIRE OF COOLGARDIE  
NOTES TO AND FORMING PART OF THE FINANCIAL REPORT  
FOR THE YEAR ENDED 30 JUNE 2024**

**19. RESTRICTIONS OVER FINANCIAL ASSETS**

	Note	2024 Actual \$	2023 Actual \$
The following classes of financial assets have restrictions imposed by regulations or other externally imposed requirements which limit or direct the purpose for which the resources may be used:			
- Cash and cash equivalents	3	2,455,829	3,663,737
		<u>2,455,829</u>	<u>3,663,737</u>
The restricted financial assets are a result of the following specific purposes to which the assets may be used:			
Restricted reserve accounts	30	257,825	240,791
Contract liabilities	14	0	15,500
Capital grant liabilities	14	1,198,004	561,869
Unspent loans	29(c)	1,000,000	2,845,577
<b>Total restricted financial assets*</b>		<u>2,455,829</u>	<u>3,663,737</u>
* The negative unrestricted cash and cash equivalents under of Note 3 of (\$934,081) FY23: (2,419,697) reflects the Shire's application of its restricted funds for operational purposes.			

**20. UNDRAWN BORROWING FACILITIES AND CREDIT  
STANDBY ARRANGEMENTS**

Bank overdraft limit		1,500,000	1,500,000
Bank overdraft at balance date		(1,482,531)	(1,000,000)
Credit card limit		55,000	55,000
Credit card balance at balance date		(9,437)	(22,998)
<b>Total amount of credit unused</b>		<u>63,032</u>	<u>532,002</u>
<b>Loan facilities</b>			
Loan facilities - current		7,305,550	4,280,225
Loan facilities - non-current		19,075,235	14,094,727
<b>Total facilities in use at balance date</b>		<u>26,380,785</u>	<u>18,374,952</u>
<b>Unused loan facilities at balance date</b>		NIL	NIL



**SHIRE OF COOLGARDIE  
NOTES TO AND FORMING PART OF THE FINANCIAL REPORT  
FOR THE YEAR ENDED 30 JUNE 2024**

**21. CONTINGENT LIABILITIES**

**Kambalda Landfill Facility**

Under the licence for the operation of the Kambalda Landfill Facility, the Shire has a legal obligation to restore the site.

An estimate of the remediation costs has been provided (refer Note 17 - Other Provisions).

Not included in this estimate is the cost of immobilisation that would be done by a technique involving crushing the stockpiled material which requires a soil blending equipment to do so. The Shire is currently unable to estimate the cost of hire of the soil blending equipment with sufficient reliability.

**Coolgardie Landfill Facility**

Similarly under the licence for the operation of the Coolgardie Class III Facility, the Shire has a legal obligation to restore the site.

An estimate of the remediation costs has been provided (refer Note 17 - Other Provisions).

**22. CAPITAL COMMITMENTS**

	2024	2023
	\$	\$
Contracted for:		
- capital expenditure projects	1,594,562	5,481,501
- plant & equipment purchases	177,219	0
	<u>1,771,781</u>	<u>5,481,501</u>
Payable:		
- not later than one year	1,771,781	5,481,501

The capital expenditure projects outstanding at the end of the current reporting period represent the completion of Goodenia Court project, purchase of a two Mitsubishi single cab utes and update of satellite and transmission equipment.



SHIRE OF COOLGARDIE  
NOTES TO AND FORMING PART OF THE FINANCIAL REPORT  
FOR THE YEAR ENDED 30 JUNE 2024

23. RELATED PARTY TRANSACTIONS

(a) Elected Member Remuneration

Fees, expenses and allowances to be paid or reimbursed to elected council members.

Note	2024 Actual	2024 Budget	2023 Actual
	\$	\$	\$
President's annual allowance	38,450	38,450	37,881
President's meeting attendance fees	26,370	26,370	25,976
President's annual allowance for ICT expenses	3,500	3,500	3,500
President's travel and accommodation expenses	40	2,500	6,069
	68,360	70,820	73,426
Deputy President's annual allowance	9,613	9,613	9,470
Deputy President's meeting attendance fees	17,030	17,030	16,776
Deputy President's annual allowance for ICT expenses	3,500	3,500	3,500
	30,143	30,143	29,746
All other council member's meeting attendance fees	80,779	83,880	67,786
All other council member's annual allowance for ICT expenses	15,485	17,500	14,146
All other council member's travel and accommodation expenses	0	0	1,484
	96,264	101,380	83,416
23(b)	194,767	202,343	186,588

(b) Key Management Personnel (KMP) Compensation

The total of compensation paid to KMP of the Shire during the year are as follows:

Short-term employee benefits	761,693	818,506
Post-employment benefits	141,875	109,485
Employee - other long-term benefits	3,849	54,660
Employee - termination benefits	102,360	0
Council member costs	194,767	186,588
23(a)	1,204,544	1,169,239

*Short-term employee benefits*

These amounts include all salary and fringe benefits awarded to KMP except for details in respect to fees and benefits paid to council members which may be separately found in the table above.

*Post-employment benefits*

These amounts are the current-year's cost of the Shire's superannuation contributions made during the year.

*Other long-term benefits*

These amounts represent annual leave and long service leave entitlements accruing during the year.

*Termination benefits*

These amounts represent termination benefits paid to KMP (Note: may or may not be applicable in any given year).

*Council member costs*

These amounts represent payments of member fees, expenses, allowances and reimbursements during the year.



**SHIRE OF COOLGARDIE  
NOTES TO AND FORMING PART OF THE FINANCIAL REPORT  
FOR THE YEAR ENDED 30 JUNE 2024**

**23. RELATED PARTY TRANSACTIONS**

**Transactions with related parties**

Transactions between related parties and the Shire are on normal commercial terms and conditions, no more favourable than those available to other parties, unless otherwise stated.

No outstanding balances or provisions for doubtful debts or guarantees exist in relation to related parties at year end.

In addition to KMP compensation above the following transactions occurred with related parties:

	2024 Actual \$	2023 Actual \$
Purchase of goods and services	37,926	133,160

**Related Parties**

**The Shire's main related parties are as follows:**

**i. Key management personnel**

Any person(s) having authority and responsibility for planning, directing and controlling the activities of the Shire, directly or indirectly, including any council member, are considered key management personnel and are detailed in Notes 23(a) and 23(b).

**ii. Other Related Parties**

During the previous year, a company controlled by a related party of a council member, was awarded a contract under the selective tender process on terms and conditions equivalent for those that prevail in arm's length transactions under the Shire's procurement process.

Short-term employee benefits related to an associate person of the CEO who was employed by the Shire under normal employment terms and conditions.

Outside of normal citizen type transactions with the Shire, there were no other related party transactions involving key management personnel and/or their close family members and/or their controlled (or jointly controlled) entities.

**iii. Entities subject to significant influence by the Shire**

There were no such entities requiring disclosure during the current or previous year.



**SHIRE OF COOLGARDIE  
NOTES TO AND FORMING PART OF THE FINANCIAL REPORT  
FOR THE YEAR ENDED 30 JUNE 2024**

**24. JOINT ARRANGEMENTS**

**Share of joint operations**

**(a) Goldfields Voluntary Regional Organisation of Councils**

In June 2012 the Shire of Coolgardie became part of a joint venture arrangement with nine other Councils, being the Shire's of Dundas, Esperance, Laverton, Leonora, Menzies, Ngaanyatjaraku, Ravensthorpe, Wiluna and the City of Kalgoorlie-Boulder (collectively called the Goldfields Voluntary Regional Organisation of Councils - GVROC) for the provision of a regional records facility. The facility was located in Kalgoorlie and the Shire held a 1/10th share of the joint operation.

In June 2022 the joint venture arrangement with the nine other Councils was wound up, with a new joint venture arrangement entered into with two other Councils, being the Shire of Leonora and the City of Kalgoorlie-Boulder.

The facility remains located in Kalgoorlie and the Shire now holds a 1/3rd share of the joint operation.

The Shire has provided an interest free loan to GVROC (refer Note 5)

**(b) Department of Housing**

The Shire has a joint arrangement with the Housing Authority to provide aged housing in Kambalda. The Shire's share of the joint arrangement is 50% and the Shire is required to set aside the equivalent of 1% of the current replacement cost of the properties from the annual rental income for the long term maintenance needs of the properties.

**MATERIAL ACCOUNTING POLICIES**

**Joint operations**

A joint operation is a joint arrangement where the Shire has joint control with two or more parties to the joint arrangement. All parties to joint arrangement have rights to the assets, and obligations for the liabilities relating to the arrangement.

Assets, liabilities, revenues and expenses relating to the Shire's interest in the joint operation are accounted for in accordance with the relevant Australian Accounting Standard.



**SHIRE OF COOLGARDIE  
NOTES TO AND FORMING PART OF THE FINANCIAL REPORT  
FOR THE YEAR ENDED 30 JUNE 2024**

**25. EVENTS OCCURRING AFTER THE END OF THE REPORTING PERIOD**

(a) The ex CEO and CFO were suspended on 14 November 2024 and 6 November 2024 respectively pending investigations which are currently being undertaken by external consultants. Further on 17th April 2025 the ex CEO advised his formal notice of resignation.

(b) On January 2025 and April 2025, the bank facilities have been renegotiated with interest only payments until 28 April 2028 and 28 April 2030, with additional \$4 million provided on 28 April 2025 to help with working capital.

(c) Proposed increase in mining rates for financial year 2026, which is currently awaiting ministerial approval.

No other matter or circumstance has occurred subsequent to the year that has significantly affected the Shire.



**SHIRE OF COOLGARDIE  
NOTES TO AND FORMING PART OF THE FINANCIAL REPORT  
FOR THE YEAR ENDED 30 JUNE 2024**

**26. OTHER MATERIAL ACCOUNTING POLICIES**

**a) Goods and services tax (GST)**

Revenues, expenses and assets are recognised net of the amount of GST, except where the amount of GST incurred is not recoverable from the Australian Taxation Office (ATO).

Receivables and payables are stated inclusive of GST receivable or payable. The net amount of GST recoverable from, or payable to, the ATO is included with receivables or payables in the statement of financial position.

Cash flows are presented on a gross basis. The GST components of cash flows arising from investing or financing activities which are recoverable from, or payable to, the ATO are presented as operating cash flows.

**b) Current and non-current classification**

The asset or liability is classified as current if it is expected to be settled within the next 12 months, being the Shire's operational cycle. In the case of liabilities where the Shire does not have the unconditional right to defer settlement beyond 12 months, such as vested long service leave, the liability is classified as current even if not expected to be settled within the next 12 months. Inventories held for trading are classified as current or non-current based on the Shire's intentions to release for sale.

**c) Rounding off figures**

All figures shown in this annual financial report, other than a rate in the dollar, are rounded to the nearest dollar. Amounts are presented in Australian Dollars.

**d) Comparative figures**

Where required, comparative figures have been adjusted to conform with changes in presentation for the current financial year.

When the Shire applies an accounting policy retrospectively, makes a retrospective restatement or reclassifies items in its financial statements that has a material effect on the statement of financial position, an additional (third) Statement of Financial Position as at the beginning of the preceding period in addition to the minimum comparative financial report is presented.

**e) Budget comparative figures**

Unless otherwise stated, the budget comparative figures shown in this annual financial report relate to the original budget estimate for the relevant item of disclosure.

**f) Superannuation**

The Shire contributes to a number of Superannuation Funds on behalf of employees. All funds to which the Shire contributes are defined contribution plans.

**g) Fair value of assets and liabilities**

Fair value is the price that the Shire would receive to sell the asset or would have to pay to transfer a liability, in an orderly (i.e. unforced) transaction between independent, knowledgeable and willing market participants at the measurement date.

As fair value is a market-based measure, the closest equivalent observable market pricing information is used to determine fair value. Adjustments to market values may be made having regard to the characteristics of the specific asset or liability. The fair values of assets that are not traded in an active market are determined using one or more valuation techniques. These valuation techniques maximise, to the extent possible, the use of observable market data.

To the extent possible, market information is extracted from either the principal market for the asset or liability (i.e. the market with the greatest volume and level of activity for the asset or liability) or, in the absence of such a market, the most advantageous market available to the entity at the end of the reporting period (i.e. the market that maximises the receipts from the sale of the asset after taking into account transaction costs and transport costs).

For non-financial assets, the fair value measurement also takes into account a market participant's ability to use the asset in its highest and best use or to sell it to another market participant that would use the asset in its highest and best use.

**h) Interest revenue**

Interest revenue is calculated by applying the effective interest rate to the gross carrying amount of a financial asset measured at amortised cost except for financial assets that subsequently become credit-impaired. For credit-impaired financial assets the effective interest rate is applied to the net carrying amount of the financial asset (after deduction of the loss allowance).

**i) Fair value hierarchy**

AASB 13 *Fair Value Measurement* requires the disclosure of fair value information by level of the fair value hierarchy, which categorises fair value measurement into one of three possible levels based on the lowest level that an input that is significant to the measurement can be categorised into as follows.

**Level 1**

Measurements based on quoted prices (unadjusted) in active markets for identical assets or liabilities that the entity can access at the measurement date.

**Level 2**

Measurements based on inputs other than quoted prices included in Level 1 that are observable for the asset or liability, either directly or indirectly.

**Level 3**

Measurements based on unobservable inputs for the asset or liability.

The fair values of assets and liabilities that are not traded in an active market are determined using one or more valuation techniques. These valuation techniques maximise, to the extent possible, the use of observable market data. If all significant inputs required to measure fair value are observable, the asset or liability is included in Level 2. If one or more significant inputs are not based on observable market data, the asset or liability is included in Level 3.

**Valuation techniques**

The Shire selects a valuation technique that is appropriate in the circumstances and for which sufficient data is available to measure fair value. The availability of sufficient and relevant data primarily depends on the specific characteristics of the asset or liability being measured. The valuation techniques selected by the Shire are consistent with one or more of the following valuation approaches:

**Market approach**

Valuation techniques that use prices and other relevant information generated by market transactions for identical or similar assets or liabilities.

**Income approach**

Valuation techniques that convert estimated future cash flows or income and expenses into a single discounted present value.

**Cost approach**

Valuation techniques that reflect the current replacement cost of the service capacity of an asset.

Each valuation technique requires inputs that reflect the assumptions that buyers and sellers would use when pricing the asset or liability, including assumptions about risks. When selecting a valuation technique, the Shire gives priority to those techniques that maximise the use of observable inputs and minimise the use of unobservable inputs. Inputs that are developed using market data (such as publicly available information on actual transactions) and reflect the assumptions that buyers and sellers would generally use when pricing the asset or liability are considered observable, whereas inputs for which market data is not available and therefore are developed using the best information available about such assumptions are considered unobservable.

**j) Impairment of assets**

In accordance with Australian Accounting Standards the Shire's assets, other than inventories, are assessed at each reporting date to determine whether there is any indication they may be impaired.

Where such an indication exists, an impairment test is carried out on the asset by comparing the recoverable amount of the asset, being the higher of the asset's fair value less costs to sell and value in use, to the asset's carrying amount except for non-financial assets that are:

- land and buildings classified as property, plant and equipment;
- infrastructure, or
- vested improvements that the local government controls, in circumstances where there has been an impairment indication of a general decrease in asset values.

These non-financial assets are assessed in accordance with the regulatory framework detailed in Note 10.

Any excess of the asset's carrying amount over its recoverable amount is recognised immediately in profit or loss, unless the asset is carried at a revalued amount in accordance with another Standard (e.g. AASB 116 *Property, Plant and Equipment*) whereby any impairment loss of a revalued asset is treated as a revaluation decrease in accordance with that other Standard.





**SHIRE OF COOLGARDIE  
NOTES TO AND FORMING PART OF THE FINANCIAL REPORT  
FOR THE YEAR ENDED 30 JUNE 2024**

**28. DETERMINATION OF SURPLUS OR DEFICIT**

Note	2023/24 (30 June 2024 Carried Forward) \$	2023/24 Budget (30 June 2024 Carried Forward) \$	2022/23 (30 June 2023 Carried Forward) \$
<b>(a) Non-cash amounts excluded from operating activities</b>			
The following non-cash revenue or expenditure has been excluded from amounts attributable to operating activities within the Statement of Financial Activity in accordance with <i>Financial Management Regulation 32</i> .			
<b>Adjustments to operating activities</b>			
	(180,071)	(192,500)	(51,857)
Less: Profit on asset disposals	(412,085)	0	0
Less: Movement in liabilities associated with restricted cash	(2,102)	0	(4,607)
Less: Fair value adjustments to financial assets at fair value through profit or loss			
Add: Depreciation	10,784,166	5,074,472	4,526,396
8(a), 9(a), 11(a), 12			
<b>Non-cash movements in current assets and liabilities:</b>			
Accrued interest on borrowings	(50,193)	0	26,453
Employee benefit provisions	0	0	54,732
Right of Use Assets	0	0	(55)
<b>Non-cash movements in non-current assets and liabilities:</b>			
Pensioner deferred rates	(15,311)	0	(9,571)
Trade receivables	(98,500)	0	0
Employee benefit provisions	50,638	0	2,785
Other provisions	0	0	2,207,218
<b>Non-cash amounts excluded from operating activities</b>	<b>10,076,542</b>	<b>4,881,972</b>	<b>6,751,494</b>
<b>(b) Non-cash amounts excluded from investing activities</b>			
The following non-cash revenue or expenditure has been excluded from amounts attributable to investing activities within the Statement of Financial Activity in accordance with <i>Financial Management Regulation 32</i> .			
<b>Adjustments to investing activities</b>			
Right of use assets received - non cash	3,923,625	0	313,626
11(a)			
<b>Non-cash amounts excluded from investing activities</b>	<b>3,923,625</b>	<b>0</b>	<b>313,626</b>
<b>(c) Non-cash amounts excluded from financing activities</b>			
The following non-cash revenue or expenditure has been excluded from amounts attributable to financing activities within the Statement of Financial Activity in accordance with <i>Financial Management Regulation 32</i> .			
<b>Adjustments to financing activities</b>			
Non cash proceeds from new leases	(3,923,625)	0	(308,093)
29(e)			
<b>Non-cash amounts excluded from financing activities</b>	<b>(3,923,625)</b>	<b>0</b>	<b>(308,093)</b>
<b>(d) Surplus or deficit after imposition of general rates</b>			
The following current assets and liabilities have been excluded from the net current assets used in the Statement of Financial Activity in accordance with <i>Financial Management Regulation 32</i> to agree to the surplus/(deficit) after imposition of general rates.			
<b>Adjustments to net current assets</b>			
Less: Reserve accounts	(257,825)	(157,473)	(240,791)
30			
Add: Current liabilities not expected to be cleared at end of year			
- Current portion of borrowings *	5,823,019	5,710,530	3,280,225
- Accrued interest on borrowings	0	0	0
- Current portion of contract liability held in reserve	0	0	50,193
- Current portion of lease liabilities	1,904,377	1,288,613	345,541
- Employee benefit provisions	0	357,353	412,085
11(b)			
Add: Reconciling item			
- Overdraft Facility	1,482,531	0	1,000,000
<b>Total adjustments to net current assets</b>	<b>8,952,102</b>	<b>7,199,023</b>	<b>4,847,253</b>
<b>Net current assets used in the Statement of Financial Activity</b>			
Total current assets	3,559,307	1,811,042	4,409,570
Less: Total current liabilities	(17,769,950)	(8,985,571)	(8,817,132)
Less: Total adjustments to net current assets	8,952,102	7,199,023	4,847,253
<b>Surplus or deficit after imposition of general rates</b>	<b>(5,258,541)</b>	<b>24,494</b>	<b>439,691</b>



SHIRE OF COOLGARDIE  
NOTES TO AND FORMING PART OF THE FINANCIAL REPORT  
FOR THE YEAR ENDED 30 JUNE 2024

29. BORROWING AND LEASE LIABILITIES

(a) Borrowings

Purpose	Actual				Budget			
	Principal at 1 July 2023	New Loans During 2023-24	Principal Repayments During 2023-24	Principal at 30 June 2024	Principal at 1 July 2023	New Loans During 2023-24	Principal Repayments During 2023-24	Principal at 30 June 2024
ANZ Bluebush Village Stage 1	2,000,000	5,750,000	0	7,750,000	7,750,000	0	6,106,000	
ANZ Coolgardie Class 3 Waste Facility	3,416,000	0	(708,000)	2,708,000	2,787,000	0	2,053,100	
ANZ Kambalda Aerodrome Refurbishment	0	1,000,000	(187,000)	813,000	813,000	0	609,000	
ANZ Bluebush Village Stage 2 Executive rooms	0	0	0	0	0	2,500,000	2,291,665	
CBA Bluebush Village Stage 2	0	2,500,000	0	2,500,000	2,500,000	0	2,163,264	
CBA Bluebush Village Lease payout	0	0	0	0	0	0	8,445,152	
CBA Goodena Court Unit Development	0	1,000,000	(37,788)	962,212	962,212	0	883,664	
CBA Bluebush Village Stage 1 Executive rooms	0	500,000	(44,550)	455,450	455,450	0	383,036	
Coolgardie Aquatic Facilities	87,829	0	(94,795)	(6,966)	91,181	0	(8,465)	
Coolgardie Post Office	389,168	419,298	(38,295)	770,171	770,171	0	327,718	
Kambalda Aquatic Facilities	1,376,126	1,368,143	(1,671,439)	1,072,830	1,272,832	0	1,154,659	
Kambalda Aquatic Facilities	487,532	464,560	(519,895)	432,197	373,197	0	392,084	
Sewerage Connections	0	0	0	0	0	0	0	
Sewerage Ponds Upgrade & Connection Works	0	0	0	0	0	0	0	
Waste Water - Standpipe & Holding Pond	0	0	0	0	0	0	0	
Liquid Waste Facility	0	0	0	0	0	0	0	
<b>Total Borrowings</b>	<b>7,725,777</b>	<b>13,100,000</b>	<b>(3,450,825)</b>	<b>17,374,952</b>	<b>17,374,952</b>	<b>11,750,000</b>	<b>24,898,254</b>	

Self supporting loans are financed by payments from third parties. These are shown in Note 4 as other financial assets at amortised cost.

All other loan repayments were financed by general purpose revenue.

Borrowing Finance Cost Payments

Purpose	Loan Number	Institution	Interest Rate	Date final payment is due	Actual for year ending 30 June 2024		Budget for year ending 30 June 2024	
					Actual for year ending 30 June 2024	Budget for year ending 30 June 2024	Actual for year ending 30 June 2023	Budget for year ending 30 June 2023
ANZ Bluebush Village Stage 1	00030795LFFR1	ANZ	5.65%	1/12/2028	(462,145)	(343,892)	(281,651)	(281,651)
ANZ Coolgardie Class 3 Waste Facility	00030796LFFR2	ANZ	5.64%	3/03/2027	(105,097)	(117,387)	(134,801)	(134,801)
ANZ Kambalda Aerodrome Refurbishment	00032868LFFR3	ANZ	5.64%	1/05/2025	(42,220)	(35,476)	(39,557)	(39,557)
ANZ Bluebush Village Stage 2 Executive rooms	00041001LFFR4	ANZ	4.90%	1/05/2028	(69,022)	(89,022)	(20,137)	(20,137)
CBA Bluebush Village Lease payout	3102971	CBA	4.90%	1/05/2028	(266,484)	(592,308)	0	0
CBA Bluebush Village Stage 1 Executive rooms	3102947	CBA	5.75%	19/06/2028	(53,426)	(54,391)	(29,705)	(29,705)
CBA Goodena Court Unit Development	3102846	CBA	5.71%	11/02/2028	(23,244)	(23,244)	(13,040)	(13,040)
Coolgardie Aquatic Facilities	AUSNA1101428	CBA	5.09%	15/08/2032	(5,550)	(4,939)	(4,748)	(4,748)
Coolgardie Post Office	AUSNA1101428	CBA	5.50%	15/08/2032	(23,783)	(21,128)	(20,484)	(20,484)
Kambalda Aquatic Facilities	AUSNA1101428	CBA	5.50%	15/08/2032	(77,605)	(68,941)	(63,136)	(63,136)
Kambalda Aquatic Facilities	AUSNA1101428	CBA	5.50%	15/08/2032	(26,351)	(23,408)	(20,942)	(20,942)
Sewerage Ponds Upgrade & Connection Works	AUSNA1101428	CBA	0.00%	15/08/2032	0	(66,850)	0	0
Sewerage Connections		CBA	0.00%		0	(24,316)	0	0
Waste Water - Standpipe & Holding Pond		CBA	0.00%		0	(15,903)	0	0
Liquid Waste Facility	651410675982	CBA	0.00%		0	(16,250)	0	0
ANZ Overdraft Facility		ANZ	10.57%		(81,123)	0	(266)	(266)
<b>Total Finance Cost Payments</b>					<b>(1,345,297)</b>	<b>(1,542,836)</b>	<b>(608,467)</b>	<b>(608,467)</b>



SHIRE OF COOLGARDIE  
NOTES TO AND FORMING PART OF THE FINANCIAL REPORT  
FOR THE YEAR ENDED 30 JUNE 2024

29. BORROWING AND LEASE LIABILITIES (Continued)

(b) New Borrowings - 2023/24

Particulars/Purpose	Institution	Loan Type	Term Years	Interest Rate %	Amount Borrowed		Amount (Used)		Total Interest & Charges	Actual Balance Unspent
					2024 Actual	2024 Budget	2024 Actual	2024 Budget		
Kambalda Workers Accommodation - 120 Person Facility	CBA	Fixed	5	6.00%	2,500,000	2,500,000	2,500,000	2,500,000	412,287	0
Bluebush Village Lease Payout	CBA	Fixed	5	6.50%	9,250,000	9,250,000	(9,250,000)	9,250,000	1,658,705	0
Sewerage Ponds Upgrade & Connection Works	CBA	Fixed	5	6.50%	0	1,100,000	0	1,100,000	197,251	0
Sewerage Connections	CBA	Fixed	5	6.50%	0	400,000	0	400,000	71,728	0
Waste Water - Standpipe & Holding Pond	CBA	Fixed	5	6.00%	0	500,000	0	500,000	89,660	0
Liquid Waste Facility	CBA	Fixed	5	6.50%	11,750,000	14,750,000	(11,750,000)	14,750,000	179,319	0
									2,608,950	0

(c) Unspent Borrowings

Particulars	Institution	Date Borrowed	Unspent Balance 1 July 2023	Borrowed During Year	Expended During Year	Unspent Balance 30 June 2024
CBA Bluebush Village Stage 1 Excavate rooms	CBA	20/12/2022	398,510	0	(398,510)	0
CBA Bluebush Village Stage 2	CBA	10/02/2023	1,476,037	0	(1,476,037)	0
			2,845,577	0	(1,845,577)	1,000,000

(d) Overdraft

Purpose	Institution	Year Established	Brought Forward 1 July 2023	Increased During Year	Decreased During Year	Overdraft Remaining 30 June 2024
Fund operating activities	CBA	23/24	0	1,802,531	(320,000)	1,482,531
			1,000,000	1,802,531	(1,320,000)	1,482,531





**SHIRE OF COOLGARDIE  
NOTES TO AND FORMING PART OF THE FINANCIAL REPORT  
FOR THE YEAR ENDED 30 JUNE 2024**

**30. RESERVE ACCOUNTS**

	2024		2024		2024		2024		2024		2024		2023		2023	
	Opening Balance	Actual Transfer to	Actual Transfer (from)	Closing Balance	Budget Opening Balance	Budget Transfer to	Budget Transfer (from)	Closing Balance	Actual Opening Balance	Actual Transfer to	Actual Transfer (from)	Closing Balance	Actual Opening Balance	Actual Transfer to	Actual Transfer (from)	Closing Balance
<b>Restricted by council</b>																
(a) Plant and Equipment	71,821	5,080	0	76,901	70,950	2,863	(50,000)	23,813	70,950	871	0	71,821	70,950	871	0	71,821
(b) Sewerage	55,779	3,946	0	59,725	55,103	42,224	0	97,327	55,103	676	0	55,779	55,103	676	0	55,779
(c) Infrastructure Renewal	82,818	5,859	0	88,677	81,815	3,302	(80,000)	5,117	81,814	1,004	0	82,818	81,814	1,004	0	82,818
(d) Aged Accommodation	30,373	2,149	0	32,522	30,005	1,211	0	31,216	30,005	368	0	30,373	30,005	368	0	30,373
	240,791	17,034	0	257,825	237,873	49,600	(130,000)	157,473	237,872	2,919	0	240,791	237,872	2,919	0	240,791

All reserves are supported by cash and cash equivalents and financial assets at amortised cost and are restricted within equity as Reserve accounts.

In accordance with council resolutions or adopted budget in relation to each reserve account, the purpose for which the reserves are set aside and their anticipated date of use are as follows:

**Name of reserve account**

**Restricted by council**

- (a) Plant and Equipment
- (b) Sewerage
- (c) Infrastructure Renewal
- (d) Aged Accommodation

**Purpose of the reserve account**

- To be used for the purchase of major and minor plant and equipment
- To repair, replace or extend the Coolgardie Sewerage Infrastructure
- To meet the needs of renewal funding for future Capital renewal infrastructure generally
- To meet the needs of renewal funding for aged accommodation



## Auditor General

### INDEPENDENT AUDITOR'S REPORT

2024

Shire of Coolgardie

To the Council of the Shire of Coolgardie

#### Opinion

I have audited the financial report of the Shire of Coolgardie (Shire) which comprises:

- the statement of financial position as at 30 June 2024, the statement of comprehensive income, statement of changes in equity, statement of cash flows and statement of financial activity for the year then ended
- notes comprising a summary of material accounting policies and other explanatory information.

In my opinion, the financial report:

- is based on proper accounts and records
  - presents fairly, in all material respects, the results of the operations of the Shire for the year ended 30 June 2024 and its financial position at the end of that period
- is in accordance with the **Local Government Act 1995** (the Act) and, to the extent that they are not inconsistent with the Act, Australian Accounting Standards.

#### Basis for opinion

I conducted my audit in accordance with Australian Auditing Standards. My responsibilities under those standards are further described in the Auditor's responsibilities for the audit of the financial report section below.

I believe that the audit evidence I have obtained is sufficient and appropriate to provide a basis for my opinion.

#### Material uncertainty related to going concern

I draw attention to Note 1 in the financial report, which indicates that the Shire incurred a net loss of \$4,617,984 for the year ended 30 June 2024 and as of that date, the Shire's current liabilities exceeded its current assets by \$14,210,643 and the unrestricted cash balance was overdrawn by \$934,081. As stated in Note 1, these events, or conditions, along with other matters as set forth in Note 1, indicate that a material uncertainty exists that may cast significant doubt on the Shire's ability to continue as a going concern. The audit opinion is not modified in respect of this matter.

#### Other information

The Chief Executive Officer (CEO) is responsible for the preparation and the Council for overseeing the other information. The other information is the information in the entity's annual report for the year ended 30 June 2024, but not the financial report and my auditor's report. My opinion on the financial report does not cover the other information and accordingly, I do not express any form of assurance conclusion thereon.

Page 1 of 3

7th Floor Albert Facey House 469 Wellington Street Perth WA 6000  
 Telephone: 9448 4988 Fax: 9448 4998 Email: [audit@coolgardie.wa.gov.au](mailto:audit@coolgardie.wa.gov.au) Website: [www.coolgardie.wa.gov.au](http://www.coolgardie.wa.gov.au)



In connection with my audit of the financial report, my responsibility is to read the other information and, in doing so, consider whether the other information is materially inconsistent with the financial report or my knowledge obtained in the audit or otherwise appears to be materially misstated.

If, based on the work I have performed, I conclude that there is a material misstatement of this other information, I am required to report that fact. I did not receive the other information prior to the date of this auditor's report. When I do receive it, I will read it and if I conclude that there is a material misstatement in this information, I am required to communicate the matter to the CEO and Council and request them to correct the misstated information. If the misstated information is not corrected, I may need to retract this auditor's report and re-issue an amended report.

#### **Responsibilities of the Chief Executive Officer and Council for the financial report**

The Chief Executive Officer (CEO) of the Shire is responsible for:

- keeping proper accounts and records
- preparation and fair presentation of the financial report in accordance with the requirements of the Act, the Regulations and Australian Accounting Standards
- managing internal control as required by the CEO to ensure the financial report is free from material misstatement, whether due to fraud or error.

In preparing the financial report, the CEO is responsible for:

- assessing the Shire's ability to continue as a going concern
- disclosing, as applicable, matters related to going concern
- using the going concern basis of accounting unless the State Government has made decisions affecting the continued existence of the Shire.

The Council is responsible for overseeing the Shire's financial reporting process.

#### **Auditor's responsibilities for the audit of the financial report**

As required by the **Auditor General Act 2006**, my responsibility is to express an opinion on the financial report. The objectives of my audit are to obtain reasonable assurance about whether the financial report as a whole is free from material misstatement, whether due to fraud or error, and to issue an auditor's report that includes my opinion. Reasonable assurance is a high level of assurance but is not a guarantee that an audit conducted in accordance with Australian Auditing Standards will always detect a material misstatement when it exists. Misstatements can arise from fraud or error and are considered material if, individually or in the aggregate, they could reasonably be expected to influence the economic decisions of users taken on the basis of the financial report. The risk of not detecting a material misstatement resulting from fraud is higher than for one resulting from error, as fraud may involve collusion, forgery, intentional omissions, misrepresentations or the override of internal control. A further description of my responsibilities for the audit of the financial report is located on the Auditing and Assurance Standards Board website. This description forms part of my auditor's report and can be found at [https://www.auasb.gov.au/auditors\\_responsibilities/ar4.pdf](https://www.auasb.gov.au/auditors_responsibilities/ar4.pdf).



### **My independence and quality management relating to the report on the financial report**

I have complied with the independence requirements of the **Auditor General Act 2006** and the relevant ethical requirements relating to assurance engagements. In accordance with ASQM 1 Quality Management for Firms that Perform Audits or Reviews of Financial Reports and Other Financial Information, or Other Assurance or Related Services Engagements, the Office of the Auditor General maintains a comprehensive system of quality management including documented policies and procedures regarding compliance with ethical requirements, professional standards and applicable legal and regulatory requirements.

### **Matters relating to the electronic publication of the audited financial report**

This auditor's report relates to the financial report of the Shire of Coolgardie for the year ended 30 June 2024 included in the annual report on the Shire's website. The Shire's management is responsible for the integrity of the Shire's website. This audit does not provide assurance on the integrity of the Shire's website. The auditor's report refers only to the financial report. It does not provide an opinion on any other information which may have been hyperlinked to/from the annual report. If users of the financial report are concerned with the inherent risks arising from publication on a website, they are advised to contact the Shire to confirm the information contained in the website version.

Tim Sanya  
Senior Director Financial Audit  
Delegate of the Auditor General for Western Australia  
Perth, Western Australia  
23 June 2025

- 6 NEW BUSINESS OF AN URGENT NATURE INTRODUCED BY DECISION OF MEETING**
- 6.1 Elected Members**
- 6.2 Shire Officers**
- 7 CLOSURE OF MEETING**