



SHIRE OF COOLGARDIE

MINUTES

OF THE

ANNUAL ELECTORS MEETING

2017/2018

29 January 2019

6.30pm


Coolgardie

SHIRE OF COOLGARDIE

NOTICE OF ANNUAL ELECTORS MEETING

Dear Elected Member

The next Annual Electors Meeting of the Shire of Coolgardie will be held on Tuesday 29 January 2019 in the Council Chambers, Bayley Street, Coolgardie commencing at 6:30pm.



JAMES TRAIL
CHIEF EXECUTIVE OFFICER

TABLE OF CONTENTS / INDEX

1 DECLARATION OF OPENING / ANNOUNCEMENT OF VISITORS	4
2 RECORD OF ATTENDANCE / APOLOGIES / APPROVED LEAVE OF ABSENCE	4
3 MATTER ARISING OF MINUTES OF THE ANNUAL GENERAL MEETING OF ELECTORS	4
3.1 Confirmation of Previous Minutes 16 January 2018	4
4 RECEIVING OF ANNUAL REPORT	5
4.1 Receiving of Annual Report 2017 - 2018	5
5 PUBLIC QUESTION TIME / OTHER BUSINESS	54
6 CLOSURE OF MEETING	57

1 DECLARATION OF OPENING / ANNOUNCEMENT OF VISITORS

Shire President, M Cullen declared the meeting open at 06:31 pm and welcome fellow Councillors, visitors and staff and thanked them for their attendance.

2 RECORD OF ATTENDANCE / APOLOGIES / APPROVED LEAVE OF ABSENCE

PRESENT:

Shire President, Malcolm Cullen
Councillor, Tracey Rathbone
Councillor, Sherryl Botting
Councillor, Eugen Winter

MEMBERS OF STAFF:

Chief Executive Officer, James Trail
Executive Assistant, Julie Harding
Executive Assistant, Elly McKay
Manager Administration Services, Rebecca Horan
Manager Recreation and Community Services, Laura Dwyer

MEMBERS OF THE PUBLIC:

Harry Buckingham - Coolgardie
Rose Mitchell - Coolgardie
Barry Brown - Coolgardie
Leanne Shilton - Coolgardie
Gudrun Sahm - Coolgardie

APOLOGIES:

Councillor, Betty Logan
Councillor, Norm Karafilis

APPROVED LEAVE OF ABSENCE:

Councillor, Kathie Lindup

3 MATTER ARISING OF MINUTES OF THE ANNUAL GENERAL MEETING OF ELECTORS

3.1 Confirmation of Previous Minutes 16 January 2018

OFFICER RECOMMENDATION:

That the minutes of the Annual General Meeting of Electors of Council 16 January 2018 be confirmed as a true and accurate record.

COUNCIL RESOLUTION: # 001/19

**Moved: Councillor, T Rathbone
Seconded: Councillor, S Botting**

That the minutes of the Annual General Meeting of Electors of Council 16 January 2018 be confirmed as a true and accurate record.

CARRIED ABSOLUTE MAJORITY 4/0

4 RECEIVING OF ANNUAL REPORT

4.1 *Receiving of Annual Report 2017 - 2018*

Location:	Nil
Applicant:	Nil
File Reference:	NAM6732
Disclosure of Interest:	Nil
Date:	24 January 2019
Author:	Acting Chief Executive Officer, Laura Dwyer

Summary:

The Annual Report provides an overview of the Shire's operations and compliance with policy and legislation as required by the Local Government Act 1995 and associated regulations.

Background:

Annual Reports provide an overview of the operations, activities and major projects undertaken by the Shire for the period.

The report includes major initiatives that are proposed to commence or to continue in the next financial year. The performance of the Council is assessed against the Vision, Objectives and Strategies.

Comment:

The following commentary is an overview of the Shire's financial position as per the audited financial statements for the year ended 30 June 2018.

Over the 2017/18 period, the Shire has shown it is Open For Business by finishing strongly with an operating surplus of \$2,870,477. This is an increase of 14% from the previous financial year and 38% increase from the 2015/16 financial year. As a positive the provision for doubtful debts of \$2,225,472 which was previously included in Note 23 has been rectified over the period, providing a much more accurate reflection of the Shire's financial position.

Focus for the Shire has been on reducing expenditure costs and maintaining a healthy budget surplus. Current Ratio trends see the Shire continuing in a positive upward trajectory over the previous four years, with 2018 seeing 3.21, well above the 1.00 standard.

Total Operating Revenue for the period was \$11.98m for the financial year. Majority of revenue received was through collection of rates at 53%. Non-operating grants provided 14% of revenue with fees and charges 13%, Operating Grants & Contributions 11% and Other Revenue at 9%.

Expenditure over the period saw major projects progressed to a value of \$2,714,002. Funds were spent on Roads \$1,862,386, Parks & Ovals \$231,492, Plant & Equipment \$201,526, Land and Buildings \$88,660, Footpaths & Drainage \$111,626, Sewerage \$63,635 and Other Infrastructure \$154,677.

Reserves accounts have seen a balance of \$3,923,273 leaving the Council well positioned to meet any future requirements outlined in the Shire's key strategic plans.

It is anticipated that in the 2018/19 period the Shire will progress further projects that had been initiated over the 2017/18 financial year. With key projects coming to fruition from previous years work, the Shire will see greater expenditure including the Coolgardie Innovation and Economic Development Centre, Kambalda Waste Transfer Station and Coolgardie Tip and Kambalda Swimming Pool Upgrade.

The annual audit was successfully completed. Continuing measures by Council to pursue practices of good governance by means of implementing service level reviews, financial management reviews, business intelligence tools for reporting and performance management frameworks are positioning the Shire for a positive future.

Attachments:

{attachment-list-do-not-remove}

Consultation:

Council

Staff

Moore Stephens Chartered Accountants

Statutory Environment:

Local Government Act 1995

Policy Implications:

Nil

Financial Implications:

Nil

Strategic Implications:

Solutions focussed and customer oriented organisation

Attraction, development and retention of a productive and effective workforce

Development of Shire's resources to provide optimum benefit to the community

Effective communication and engagement processes

High quality corporate governance, accountability and compliance.

Voting Requirement: Absolute Majority

Officer Recommendation:

That the Annual Report for the Shire of Coolgardie for the period ending 30 June 2018 be endorsed.

COUNCIL RESOLUTION: # 002/19

Moved: Councillor, T Rathbone
Seconded: Councillor, S Botting

That the Annual Report for the Shire of Coolgardie for the period ending 30 June 2018 be endorsed.

CARRIED ABSOLUTE MAJORITY 4/0

Harry Buckingham – Coolgardie

Is item e) on the back page of the annual report going to be addressed?

Malcolm Cullen – Shire President

We are going to be doing a review of asset management and our asset base, because it has been changed to fair value, what we have found in the past a lot of our assets were overvalued and depreciation has affected the ratio, the review is being carried out. These things are now being addressed.

2017 / 2018

Shire of Coolgardie

Annual Report



Financial year Ending 30 June 2018

Shire of Coolgardie Annual General Meeting of Electors 29 January 2019

Contents

Shire Presidents report	5
Chief Executive Officer Message	7
Efficiency Dividend	7
President and Councillors	9
Management.....	10
Chief Executive Officer	10
Manager Administration Services	10
Works Supervisor	11
Manager Recreation and Community Development	11
Coordinator of Waste and Building Services	11
A SOLUTIONS FOCUSED AND CUSTOMER ORIENTED	11
Governance and Compliance.....	13
Integrated Planning	13
Setting our Direction – The Community Strategic Plan	13
The Corporate Business Plan.....	14
Community Assistance Fund	14
Policies, Processes and Procedures	14
Code of Conduct	15
Councillors, Committee and Working Group Members and Employees	15
Official Conduct.....	15
Report on Freedom of Information	15
Report on Official Conduct – Complaints Register.	15
Record Keeping Plan.....	15
Disability Access and inclusion plan.....	16
Payment to Employees	16
COHESIVE AND ENGAGED COMMUNITY.....	17
Community Resource Centre's.....	17
Library	18
Community Events	18
Recreation Facilities	19
DIVERSIFIED AND STRENGTHENED LOCAL ECONOMY	21
Exhibition Museum / Visitor Centre.....	23
Area Promotion	23
Economic Development.....	23
Value of Minerals Goldfields Esperance Region 2017/18	24
Lady Loch Road Train Assembly Area	24
Coolgardie Innovation and Economic Development Centre	25
Local Road Networks Facilitating Mining Exports	25

Developing Partnerships.....	26
Goldfields Voluntary Regional Organisations of Councils (GVROC).....	26
Economic Development Conference – Growing Kalgoorlie-Boulder	26
Community Assistance Fund.....	27
St John Ambulance Western Australia	27
Community Development Projects.....	27
Coolgardie Cultural and Community Hub	27
Safer Communities.....	27
Kambalda Aquatic Facility	28
Cashless Welfare Card	28
EFFECTIVE MANAGEMENT OF INFRASTRUCTURE, HERITAGE AND THE ENVIRONMENT	29
Regulatory Services.....	30
Building	30
Environmental Health.....	30
Coolgardie Wastewater Treatment Plant.....	30
Waste Services.....	31
Environmental Regulations	32
Planning.....	32
Road Works.....	33
R2R Program	33
RRG Program	33
Pathways	33
Parks and Gardens	33
The Financial Year in Summary.....	34
Operating Surplus	34
Revenue.....	34
Reserve Funds.....	36
Loan Liability	36
Financial Ratios	37
Current Ratio.....	37
Asset Sustainability Ratio.....	37
Debt Service Cover Ratio.....	37
Operating Surplus Ratio	38
Asset Renewal Funding Ratio	38
Annual Audit	38
Abridged Financial Statements	39
Statement of Comprehensive Income	39
Statement of Financial Position.....	40
.....	41

Statement of Cashflows	42
Rate Setting Statement.....	43
Auditors Report.....	44

Shire Presidents report

I am pleased to present the Shire of Coolgardie Annual Report for 2017/18.

The Shire's financial position continues to show improvement. With an operating surplus of \$2.87 million up 14% on the previous year. As at June 30, 2018 the Shire's outstanding principle on loans liability standing at \$693,000. This represents a significant reduction in debt from the end of the previous financial year, as a direct result of paying out the balance on the loan for the Kambalda Recreation Centre in the 2017/18 year.

Our reserve fund account is also in a very healthy state with a balance of \$3.9 million invested in restricted bank accounts. This leaves council well positioned to utilise its cash reserve funds for any requirements identified in the Shire's future key strategy plans.

The annual audit was successfully completed for the 2017/18 year and council will continue to implement and recommended changes raised by the auditors that will improve the Shire's level of Governance, compliance and improve the financial position of the organisation.

Continued progress has been made this year to improving Shire road networks with over a \$1.3 million spend on upgrading Lady Loch, Coolgardie North, Binneringie, Durkin and Jaurdi Hill Roads along with the annual rural gravel road maintenance and residential road resealing works. \$80,000 has been invested in the foot path replacement programme in both Coolgardie and Kambalda.

Increased funding from the GERRG and MRWA resulted in the Shire being in a position to plan several major black spot projects and road intersection upgrades. These projects will be carried over and completed in the 2018/19 year. Which include Bayley Street, Binneringie-Esperance Highway intersection and Coolgardie Truck Assembly Park.

An amount of \$380,000 was allocated to recreation facilities and community amenities undertaken this year where the Coolgardie waste water re-use system, Coolgardie Skate Park, Talbot Park, Satellite television receiver dish upgrades and purchase of new 240 litre rubbish bins in preparation for the new residential waste pickup contract in July.

The SOC along with many other Local Government's throughout Regional WA, mounted a united challenge to the McGowan State Government to overturn their original decision to reduce the amount by around \$100k of funding to our Community Resource Centres. This challenge was ultimately successful with the Minister for Regional Development, announcing the Government would revert to the original amount of funding, which in turn will enable the CRC to continue to offer ongoing significant and important services to our communities.

Together with four other regional councils the Shire of Coolgardie was included in the Federal Governments trial of the cashless debit card. This trial commenced in April 2018, with Federal funding which enabled the Shire to employ two full time staff as well as facilitating shop fronts in both Coolgardie and Kambalda.

Despite some initial setbacks from part of the community, the trial so far has delivered positive outcomes for our communities with reports coming in from WAPOL that there appears to be less anti-social behaviour, and call outs, from police and ambulances services. The local IGA has reported that people are purchasing more food and clothing items from the store, as well as attendances at schools are increasing. Our Staff are working with the Federal Department of Social

Services to prepare evaluation assessments in order to be able to extend the trial past June 30, 2019.

The Shire in partnership with the St John organisation commenced discussions and negotiations with regard to the provision of doctor and medical services in the Shire and particularly, Kambalda in April 2018. It is anticipated that St John's will be able to expand the primary medical services they provide in the metro area into regional zone such as Kambalda and Coolgardie, by providing a fully integrated eco-system that will comprise of doctor's clinics, nursing and emergency care, volunteer services and a raft of other community services going forward. The Shire is looking forward to working with St John and the major corporate stakeholders in our Shire, with the aim of developing a long-term sustainable model of the provisions of these services to our communities.

Through the efforts and of our grants and business case consultant Mia Hicks Consulting, the Shire has been extremely successful over the past year in obtaining over \$1.6 million in grant funding for projects and facilities in our communities. Some of these include: Coolgardie Skatepark, Kambalda and Coolgardie Men's Sheds, CCTV and LED lighting upgrades for public areas in Kambalda and Coolgardie, Coolgardie Community Hub within the post office precinct, and the Truck Assembly Park in Coolgardie. In addition to these the Shire has submitted grant applications for the Kambalda swimming pool upgrade and the Coolgardie post office restoration, with both these outcomes pending in early 2019.

Investment in Tourism continues to be at the force front in the Shire with over \$350,000 allocated in this year's budget.

The Shire contributes to the Goldfields Tourism Network and Golden Quest Discovery Trails, which promote and foster visitation to the Goldfields regions, as well as funding the visitor centre shot front, Goldfield Exhibition and Museum, guided tours for schools and maintaining Warden Finnerty's historic residence. The Shire is also undertaking a whole of Shire tourism strategy with a view to upgrading tourist facilities and promoting the significant history of our Shire for future generations.

I very much hope for the Shire to continue to improve in project output and delivery for our community in the New Year. I would also thank my fellow Councillors, CEO and all staff for their effort and commitment to the Shire throughout the past year.

Malcolm Cullen
Shire President



Chief Executive Officer Message

The 2017/2018 has been a year of financial consolidation for the Shire. It has seen a full year of operation under the new structure combined with the assistance of external contractors. The Shire finished 2017/2018 in a strong financial position. The Shire finished the financial year with cash at bank of \$5,614,140. Unrestricted cash amounted to \$1,370,946, an increase of \$258,440. Restricted cash decreased slightly from \$4,314,804 to \$4,243,194. Overall a significant achievement.

Furthermore, the Shire continued to increased expenditure on its rural road network with maintenance expenditure of \$793,420 in 2017/2018 compared to \$686,684 in 2016/2017 and \$463,968. Over the last two years this is an increase of \$329,452 or 71%.

The financial year 2017/2018 also saw the final annual payment of the loan for the Kambalda Recreation Centre of \$267,733. Consequently, this has resulted in a significant improvement in year-end current liabilities down from \$1,210,895 to \$976,421.

Rate collection for the 2017/2018 financial year saw an improvement in both the % of rates collected for the year as well as a reduction in outstanding rates at year end. Rates collection for 2017/2018 increased from 69% to 73% even with an increase in rates levied from \$6,392,111 in 2016/2017 to \$6,559,305 in 2017/2018. As at 30th June 2018 rates outstanding had reduced to \$1,120,643 down from \$1,210,673 at 30th June 2017.

Efficiency Dividend

State and Federal Governments have been adopting efficiency dividends for many years. Efficiency dividends are targets set to achieve savings from improvements in operations – how the services are delivered. Council set a KPI to implement an efficiency dividend (2% of Council rate income) as part of its 2017/18 Budget deliberations.

For the 2017/2018 financial year, the first full year of the service review, an efficiency dividend of 4.8% was achieved. The full year Budget, inclusive of road construction, was \$13,587,637. Full year expenditure for 2017/2018 was \$12,939,379, delivering a dividend of \$648,258. This enabled a year end unrestricted cash position of \$1,370,946

The year ended 30 June 2018 saw the Shire's operating result in a net operating surplus of \$2,870,477. Of significance is the reduction in the provision for doubtful debts, down from \$2,225,472 to \$128,807. The reduction of \$2,096,665 is due largely to the O'Dea Ward consisting of 220 properties deemed unrateable by the valuer general.

The audit for the period ending 30th June 2016 was qualified due to the calculation of depreciation on roads for the year ended 30 June 2016 being performed using a single weighted average rate instead of considering the various component parts of the roads separately as required by AASB 116 *Property, Plant and Equipment*. This issue has been addressed in 2017/2018 with the revaluation of road infrastructure.

The revaluation of road, footpath and drainage infrastructure has seen a significant change in the total fair value of those infrastructure assets. The most significant impact has been on road infrastructure. As at 30th June 2018 the fair value is \$130,221,205 compared to \$371,004,289 as at 30th June 2017. This has resulted in a revaluation loss of \$239,086,622 on roads alone. Consequently, total comprehensive income shows a loss of **\$233,980,346** as a result of the revaluation

I would like to acknowledge the commitment from all Shire staff and thank them for their continued support. A special thank you also to the Council who continue to govern the Shire with the community's interest always at the forefront of their decision making.

James Trail
Chief Executive Officer



President and Councillors



Each Shire of Coolgardie elected member represents the whole of the municipality.

Back Row (left to right)

Cr Eugen Winter JP	Term ends 2021	Mobile: 0439 815 539
Cr Sherryl Botting	Term ends 2021	Mobile: 0438 133 217
Cr Kathie Lindup	Term ends 2019	Mobile: 0402 819 468
Cr Norm Karafilis	Term ends 2021	Mobile 0429 795 139

Front Row (left to right)

Deputy President Cr Tracey Rathbone	Term ends 2019	Mobile: 0459 999 296
Shire President Cr Malcolm Cullen	Term ends 2021	Mobile: 0417 266 191
Cr Betty Logan JP	Term ends 2019	Mobile 0458 150 638

Management

Chief Executive Officer

Is responsible for providing governance advice and support to Council and the organisation. Also, responsible for economic development and oversight of finance, compliance, swimming pools and regulatory services



Manager Administration Services

Administration Services is responsible for providing financial services, human resources, occupational health and safety and risk to the organisation, and supporting all administrative activities, enabling the shire to meet its legislative obligations.



Works Supervisor

Technical Services is responsible for construction and maintenance of Shire infrastructure covering roads, drainage, pathways, and parks and gardens.



Manager Recreation and Community Development

Responsible for operation of Recreation Centre's, Cashless Debit Card service, Ranger Services, Goldfields Records Storage Facility and wellness activities. Community Development covers a range of services within the Shire, including Community Resource Centre's and libraries, tourism and area promotion through visitor centres, museums, heritage and collections management, community development, community events and activities, community safety, disability access and inclusion, and community grants.



Coordinator of Waste and Building Services

Responsible for operations of Shire waste facilities, sewerage facility and building infrastructure maintenance



A SOLUTIONS FOCUSED AND CUSTOMER ORIENTED

High quality corporate governance, accountability and compliance.

Effective communication and engagement processes

Attraction, development and retention of a productive and effective workforce.

Development of Shire's resources to provide optimum benefit to the community.

Governance and Compliance

Integrated Planning

The Shire of Coolgardie's Strategic Directions Plan underpins all future planning and development and current undertakings for the next 10 years and is designed to ensure that all Shire operations are directed toward achieving the identified outcomes.

Setting our Direction – The Community Strategic Plan

Community Strategic Plans outline the community's long-term vision, goals and strategies to 2028. In 2010, the Department of Local Government and Communities introduced the Integrated Planning and Reporting Framework and Guidelines for all Western Australian local governments. The framework integrates community priorities, as articulated in the Community Strategic Plan, with other local government plans, information, and resourcing capabilities.

The Local Government's Integrated Planning and Reporting Standard directs that all local governments undertake a Desktop Review of their Community Strategic Plans biannually and a complete review including community engagement activities every four years. As the Shire of Coolgardie's community trends and priorities evolve, stakeholders will be invited to revise and update the Plan.

Consultation activities included on-line and hard copy surveys and public consultation in Kambalda and Coolgardie. Over 180 community surveys were completed which will form the development of the Strategic Community Plan due to be released in the next financial year.

Shire of Coolgardie's Community Strategic Plan 2018 to 2028 was adopted in 2017/2018 following a full review including community engagement.

Shire of Coolgardie's Measures of Success for 2018 to 2028 are;

Accountable and Effective Leaders

- Bi-annual Community Satisfaction Survey
- Delivery of an efficiency dividend
- Adherence to compliance calendar and statutory requirements
- Current ratio meets required standard
- Operating surplus ratio meets required standard
- Number of partnerships established

An inclusive, safe and vibrant community

- Bi-annual Community Satisfaction Survey
- Community Chest Fund

A thriving local economy

- Value of Gross Domestic Product
- Value of Mining and Industry Rates
- Bi-annual Community Satisfaction Survey
- Number of businesses in Shire
- Number of education and industry partnerships supporting trainees and youth

Effective management of infrastructure, heritage and environment

- Bi-annual Community Satisfaction Survey
- Cultural and historical activities delivered
- Visitors to the Shire
- Number of re-use water initiatives
- Compliance with license conditions
- Asset renewal funding ratio meets required standard
- Asset sustainability ratio meets required standard
- Asset consumption ratio meets required standard
- Number of planning approvals
- Adherence to local planning scheme and strategy

The Corporate Business Plan

The purpose of the Plan is to demonstrate the operational capacity of the Shire to achieve its aspiration outcomes and objectives over the medium-term. The Plan is reviewed annually and reported against quarterly. The Shire is undertaking a comprehensive review in 2017/2018 of all Integrated Planning Documents including the Corporate Plan. The Corporate Plan will be adopted by Council in December 2018

Community Assistance Fund

The Community Assistance Fund (CAF) is offered to assist community groups and clubs who provide valuable community, cultural, environmental, sporting and recreational services and activities. The funding allows Council to support not for profit local community organisations to hold events, improve or repair infrastructure, and undertake activities that assist with community capacity building, and community liveability. The provision of approximately \$20,000 of grants to community groups and service providers, assisted with the delivery of programs that benefited the community and helped them achieve their goals. An allowance of \$100,000 has been allocated in the 2018/2019 Budget given the expected implementation of the new Community Chest

Policies, Processes and Procedures

Attention to Customer Service remains the core of our focus to service the community of the Shire. The shop front in the Coolgardie Community Recreation Centre Sylvester Street Coolgardie combines with the Library, Community Resource Centre, and Recreational activities to provide a focus for Coolgardie community activities.

In Kambalda, where the Shire provides services as an agency of the Department of Transport, we now provide a shop front at the Kambalda Community Recreation Facility. The provision of this shop front has clearly seen an increase in numbers, both at the front desk of the Centre along with clientele for the Café.

Payments can be made at both shop fronts, and all enquiries can be made at any of the sites inclusive of both Shire Administration Buildings. Where specialist staff are needed to respond to specific enquiries, we ask that an appointment is requested. This ensures that the appropriate Officer is allocated to attend.

All staff undertake regular professional development appropriate to their roles. The Shire has adopted a zero tolerance to drugs and alcohol with regular random drug and alcohol testing. Over the past three years we have introduced a centralised records management system which ensures that all incoming correspondence and requests are registered and attended.

Code of Conduct

Councillors, Committee and Working Group Members and Employees

Section 5.103 of the Local Government Act 1995 requires every Local Government to prepare and adopt a Code of Conduct (the Code) to be observed by all Council members, committee members and employees.

The Code provides Council Members, Committee and Working Group Members and Employees with consistent guidelines for an acceptable standard of professional conduct. The Code addresses in a concise manner the broader issue of ethical responsibility and encourages greater transparency and accountability.

A review of the Code of Conduct was undertaken in 2016/2017 during the review of Shire policies. The Code of Conduct was adopted by Council on 27 June 2017.

Official Conduct

Report on Freedom of Information

In accordance with the requirements of section 96 of the Freedom of Information Act 1992 (FOI), the Shire of Coolgardie is required to publish an annual Freedom of Information Statement.

This statement advises that in the 2017/2018 reporting year no FOI applications were received by the Shire of Coolgardie. The Statistical Return for 2017/2018 was submitted on 3 August 2018.

Report on Official Conduct – Complaints Register.

Pursuant to Section 4.121 of the Local Government Act 1995, a complaints register has been maintained. As at 30 June 2018, there were no complaints registered.

Record Keeping Plan

Report on the State Records Act 2000

In accordance with the provisions of the State Records Act 2000, the Shire of Coolgardie has a Record Keeping Plan in place.

The Record Keeping Plan provides a description of current record keeping practices and focuses on the following six principles:

- Proper and Adequate Records
- Policies and Procedures
- Language Control
- Preservation
- Retention and Disposal
- Compliance

A review of the Record Keeping Plan commenced in 2016/2017. This review will be completed in the 2018/2019 financial year.

Disability Access and inclusion plan
Report on Disability Service Plan

The Disability Service Act ensures that people with disabilities have the same opportunities as other members of the community. Council aims to progressively improve access to facilities for people with disabilities over time.

Council continues to upgrade facilities to improve access for disabled persons as part of an on going programme.

Payment to Employees

Set out in bands of \$10,000 is the number of employees of the Shire entitled to an annual Salary of \$100,000 or more

Report on Employees Remuneration						
Salary Range	2018	2017	2016	2015	2014	2013
\$100,00 - \$110,000	0	0	0	0	2	1
\$110,000 - \$140,000	3	1	1	1	0	0
\$140,000 and above	1	3	4	4	1	1
Report on Employee Numbers						
	2018	2017	2016	2015	2014	2013
The number of full-time equivalent employees at balance date	44	49	58	59	59	58

COHESIVE AND ENGAGED COMMUNITY

Develop a cohesive approach to community development across the shire.

Consult and engage with the local aboriginal community.

Provide connected and accessible towns.



**Coolgardie CRC Poppy Project
(Recycled bottles)**
25 April 2018



**Men's Mental Health
Haka 4 Life**
16 December 2017



Coolgardie Skate Park Opening
11 November 2017

Community Resource Centre's

Strategy 2.4.4 Promote the use of the Community Resource Centre's

The Coolgardie and Kambalda Community Resource Centre's (CRC's) are funded by both the Department of Primary Industries and Regional Development and Council. They provide a wide array of information and community-based services, workshops and activities to local people, businesses, and visitors. Including access to government and community services and information.

Social Development Support - The community CRC's provided a broad range of social activities to the community, they also act as a referral to external organisations, businesses and service providers. The CRCs have established pro-active working relationships with the delivery of weekly programs and workshops happening in our communities.



Example Social Development Support / Activities

- Women's Wellness Forum
- Pingo
- Craft and Social Mornings
- Career Support Sessions
- Health and Well Being Mornings
- Book Week
- Computer Lessons
- Seniors Have A Go Day
- Drumbeat
- Biggest Morning Tea
- Business Local Networking Programs
- Computer school net 24/7 Access

Our free monthly community newspaper "The Cool Rambler" is a popular source of advertising and information for our community. It is available in hardcopy or accessible online in a PDF on the Shire website.

Library

The State Library Service continues to ensure that the library is kept up to date with all means of reading material e.g.: Adult Non-Fiction, Junior Fiction, Junior Non-Fiction, Audio books, DVD, CD's, e-books, borrow box. Use of e- books and other e-resources is steadily increasing as the State Collection grows and more people actively use electronic resources. Weekly Toddler and Story-time sessions continue to be popular and well attended by the Community.

Community Events

The Summer Cinema Series has continued throughout the financial year. Movies have been screened in locations at Coolgardie and Kambalda. The screenings have provided opportunity to community groups to use the sessions as a fundraising opportunity and to assist the Shire with the running of events.

The Annual Seniors Christmas and Australia Day events continue to be very well supported by the community.

Coolgardie Day in 2017 was an amazing event attended by more than 17,000 people. 2017 was Coolgardie's 125th Birthday and this year saw the return of the Cabaret evening the night before Coolgardie day that was held at the Coolgardie Community Recreation Centre and well attended by the community of past and present. There was also a huge Fireworks display that lite up the skies, the fire work display was truly amazing and commented on by everyone.

Kambalda Christmas Tree was supported again by the Shire of Coolgardie and had a successful event with approximately 2000 attendees. Families came to celebrate and see children receive gifts from Santa on the evening.

The Coolgardie and Kambalda Recreation Facilities have offered a variety of school holiday programs, after school sport, craft, cooking, pingo and evening sport to the community of all ages throughout the year. Group fitness classes including seniors and general circuit have also been offered to the community.

A State Basketball Game was held on 12 May 2018, with approximately 500 attendees. The action-packed game came down to a point with the Goldfields Giants securing the game over Mandurah Magic 105 to 104.



Recreation Facilities

The Gym in Coolgardie and Kambalda have continued to operate over the financial year. Corporate memberships are also available to companies wishing to offer benefits to employees. The Kambalda Boxing Gym is also another means of locals to engage in fitness activities.

Pools over the season saw attendance in Coolgardie of 3460, and Kambalda 8801 visitors. Kambalda Swimming Pool saw lower attendance over the 2017/18 season due to storms and storm damage over the season.

The Coolgardie Skate Park was completed in October 2017 and the official opening was held on Saturday 11 November 2017. It was a fun family morning out with lots of entertainment for everyone. The park is a well-used asset to the community and has seen skateboard skills clinics delivered to the youth.

Kambalda Football Club Golf ball drop saw opening of 2018 football season at the Kambalda Community Recreation Facility. This year Kambalda Football Club celebrated their 50th anniversary. Women's football was also on the sporting cards for Kambalda, with a team competing throughout the season against Kalgoorlie.

In swimming the Kambalda Amateur Swimming Club continued strong in the pool utilizing the facilities for training for Country Penance in Mandurah and meets in Narembeen, time trials in Norseman and Kalgoorlie.

Netball was regularly held in Kambalda on Monday evenings and juniors conducted training sessions during the week.

Coolgardie Voluntary Fire and Rescue Services Junior and Sub-junior running teams utilized the stadium for training sessions when weather would affect training.

Attendance rates were 18,010 patrons for Coolgardie and 25,508 patrons for Kambalda over the 2017/18 period.



Coolgardie Skate Park
Completed October 2017



DIVERSIFIED AND STRENGTHENED LOCAL ECONOMY

Foster innovation, partnerships and investment from across sectors to support economic development and the attraction and retention of residents.

Establish and strengthen partnerships with industry.

Support the development of tourism within the area.



**Meet the Goldfields Service Providers
Morning**



**Coolgardie RSL Wreath Project
April 2018**



Power cut food preparation and delivery to the community
November 2017



Business and Tourism networking evening
August 2017



Coolgardie Day

Exhibition Museum / Visitor Centre

Strategy 2.5.1 Deliver community development and heritage programs and activities



The Visitors Centre also ran a successful holiday program which invited community organisation's from Kalgoorlie and Kambalda out to Coolgardie to do Guided Museum tours and activities aimed at children. The staff having been trying to involve the Community more by hosting different events for Children and families.

Banners in the Terrace competition ran from March until May, with Jacqui Mills being the winning recipient of the competition. Colouring in competitions were conducted in December and Easter to encourage juniors to participate.

Warden Finnertys has seen new Caretakers take residence in November 2017. They have commenced works to revitalize gardens to traditional succulent landscaping.

The visitor numbers continued to remain strong with 10,416 visitors in 2017/18 period.

Area Promotion

Advertising was commissioned in the Australia's Golden Outback brochure and the Kalgoorlie Boulder's Holiday Planner. These publications demonstrate our partnership with Tourism in the region and ensure our profile is maintained.

Council continues to provide contributions to the Golden Quest Discovery Trail (GQDT) and to the Goldfields Tourism Network Association (GTNA). The promotion that the two projects bring to the Goldfields region is widespread. They focus on bring Visitors into our Region destination. This works well for Coolgardie as we are isolated and remote.

The introduction of small business networking nights in conjunction with the Coolgardie CRC were well received to assist tourism and hospitality businesses to cross promote and work together to promote the region.

Economic Development

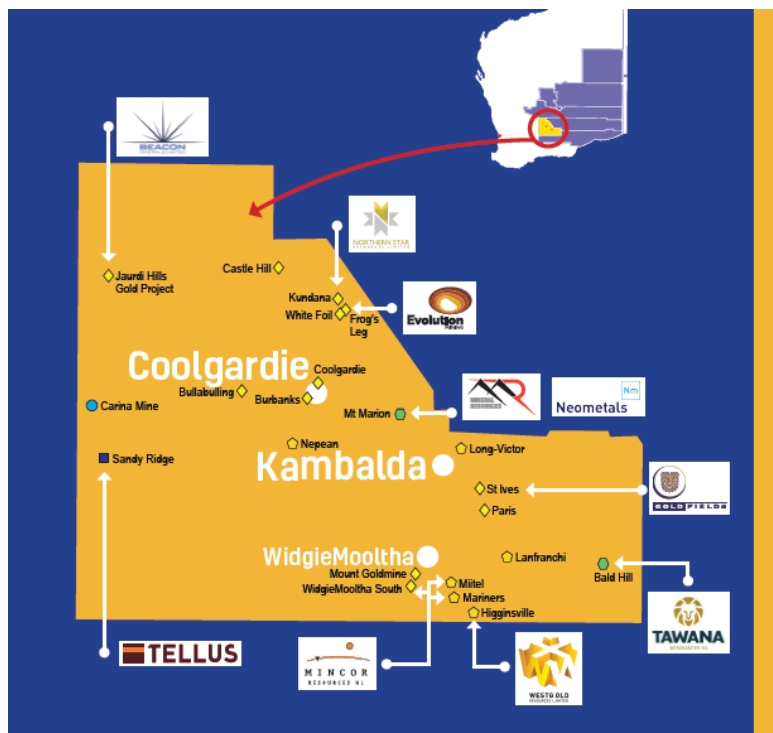
The Shire of Coolgardie is the gateway to the Goldfields region, has an annual drive-by traffic exceeding 400,000 vehicles, is the heart of lithium exploration and mining in the region, and will soon be establishing a \$1M+ freight and logistics hub to accommodate its 475+ heavy vehicle movements per day.

Celebrated for the gold and nickel discoveries in Coolgardie and Kambalda, the Shire continues to thrive with a multitude of mining and processing companies operating in the area. As the largest producer of minerals in the region, gold, lithium and nickel mining operations located in the Shire support globally significant regional exports.

Value of Minerals Goldfields Esperance Region 2017/18

The Shire of Coolgardie's total value of all mineral resources was \$3.13 billion the highest in the Goldfields-Esperance region 2017/18 with a growth of 25% realised from 2016/17.

2017/18	
Coolgardie	3,138,043,635
Laverton	2,499,394,044
Kalgoorlie-Boulder	2,410,448,894
Leonora	1,906,901,062
Ravensthorpe and Dundas	885,197,381
Menzies and Esperance	664,914,669
Goldfields-Esperance Total	11,504,899,684
<i>Kylie to redesign chart</i>	



Lady Loch Road Train Assembly Area

Coolgardie is a major traffic route through to the City of Kalgoorlie, the Northern Goldfields, Esperance and the Eastern States. Road traffic data indicates that over 150,000 heavy vehicles pass through Coolgardie on an annual basis which equates to over 475 heavy vehicle movements per day.

The Shire of Coolgardie, and its logistics stakeholders, have identified the need for the construction of a Road Train Assembly area for heavy vehicles to be located at a strategic junction point between the Coolgardie-Esperance and Great Eastern Highways. It is intended that this project will facilitate safety and improved route planning to support transport productivity.

Concept designs and quantity surveyor costings have been developed with an application to the Federal Government's Heavy Vehicle Safety and Productivity Program planned for submission this

financial year.

Coolgardie Innovation and Economic Development Centre

Coolgardie is well positioned for rapid economic advancement which provides substantial opportunities for lucrative growth in Indigenous Economic Development, Jobs, Industry and Business Development and Tourism.

The development of the Coolgardie Innovation and Economic Development Centre will capitalise on these opportunities by repurposing the internal areas of the historical Post Office building located on Bayley Street, Coolgardie.

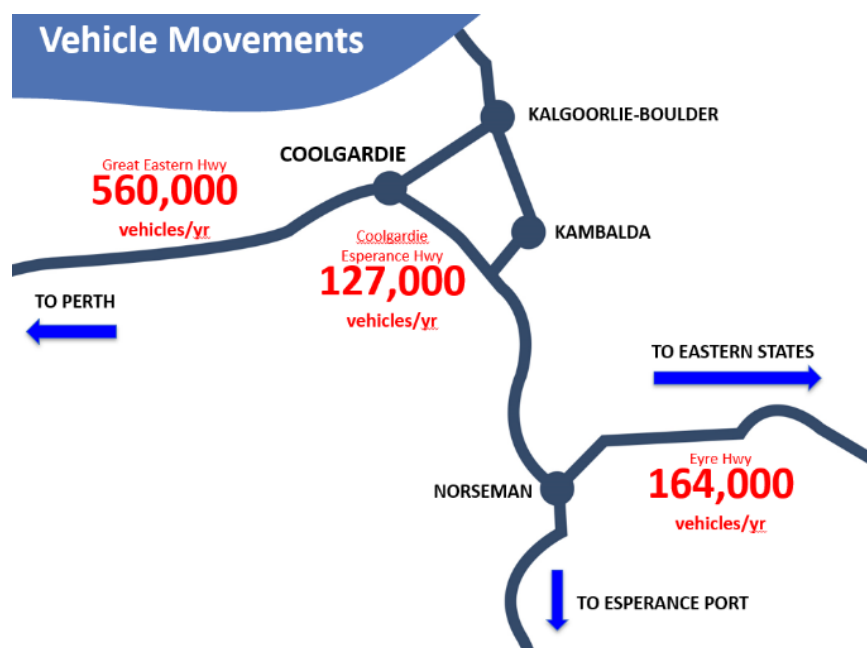
A Building Better Regions business case was submitted this financial year with feedback received from the Federal Government that due to oversubscription of funding available, the Shire should resubmit the business case in the next funding round (2018/19).

Local Road Networks Facilitating Mining Exports

The Shire of Coolgardie is experiencing a growth in mining activity – in the last financial year, the value of minerals in the area increased by 25%. However, the Shire has started to incur financial pressure associated with the increase of heavy haulage use of its local road network.

Transport from mines are facilitated on Shire of Coolgardie owned roads with mining companies investing into these roads to meet their logistical requirements. The Shire is actively engaging with mining companies on issues relating to local road pressure with financial contributions from these businesses received this financial year.

The Shire President and CEO have met with several State and Federal Government Departments to seek funding support for local road infrastructure upgrades on its strategic transport routes. This investment would facilitate movement of mining freight from source to export at the Esperance Port or through the Great-Eastern Hwy to Perth.



Developing Partnerships

Goldfields Voluntary Regional Organisations of Councils (GVROC)

In the 2017/18 financial year, the Shire of Coolgardie's Chief Executive Officer became the Chairman of the GVROC CEO's Group with the Shire President taking on the Chairman role of the GVROC Council. The GVROC consists of all ten Shires in the Goldfields-Esperance region and is the voice of the region that directs its growth of infrastructure and community services. The role undertaken by the Shire Chief Executive Officer and President has placed the Shire of Coolgardie in a position to play leadership roles in the region's social and economic development activities.

Economic Development Conference – Growing Kalgoorlie-Boulder

In early June 2018, the Shire of Coolgardie CEO and President attended the Economic Development Conference in Perth.

The Shire CEO presented on the economic opportunities in the seven local government areas within Kalgoorlie-Boulder Economic Zone. The purpose of the Conference was to highlight investment opportunities in the region which included mining, tourism, land development and service industries.



Kalgoorlie Boulder Economic Development Conference June 18

Community Assistance Fund

The Shire is committed to building strong, healthy and active communities. This is facilitated through its Community Assistance Fund which provides small grants funding to local community groups and organisations for a variety of projects and events.

Local community group volunteers have expressed significant difficulties in sourcing private funding; specifically, in the development of sponsorship applications and in determining which organisation has funding available to support their activities.

This year, the Shire of Coolgardie commenced discussions with the Goldfields-Esperance Community Trust (GECT), a charitable organisation, established in 2012, to provide community funding to not-for-profit voluntary organisations and community groups.

The Shire aims to increase CAF investment into the community by working with the GECT to attract donations from a variety of private companies. In the next financial year, this model will be articulated in a memorandum of understanding between the Shire and GECT which will be presented to stakeholders as an opportunity for investment into the community they operate in.

St John Ambulance Western Australia

In April 2018, the Shire of Coolgardie's Chief Executive Officer and Shire President commenced discussions with St John Ambulance, WA re the requirement for doctor's services in Kambalda. A Memorandum of Understanding MOU was established between the two organisations as the first step in establishing a formal partnership. The plan for the next financial year is to explore opportunities to collaboratively develop innovative models of clinical and medical care to be delivered in Kambalda.

Community Development Projects

Coolgardie Cultural and Community Hub

In May 2018, the Shire of Coolgardie was successful in obtaining \$233,500 in funding from Lotterywest for the development of the Coolgardie Cultural and Community Hub. The Hub will be located on the ground floor of an area in the Post Office Complex, Bayley Street, Coolgardie and will include the development of workshop spaces and new facilities including a kitchen area.

The Hub will provide culturally appropriate areas for the community to conduct workshops, training and other social, creative and recreational activities with the aim to stimulate positive interaction in the community.

Funding was also provided through Lotterywest for the installation of a shade structure at the Coolgardie Skate Park.

Safer Communities

In April 2018, the Shire of Coolgardie was successful in securing \$40,000 through the Federal Government's Safer Communities Fund that provides local governments with funding for security

infrastructure projects. In the next financial year, the Shire intends to install additional lighting and CCTV cameras in public spaces in the towns of Kambalda and Coolgardie.

Kambalda Aquatic Facility

In December 2017, the Shire of Coolgardie engaged Norman Disney and Young, to undertake an assessment of the condition of the Kambalda and Coolgardie pools. In Kambalda, further investigations are required to ascertain the condition of the pool shell which will include coring and testing activities. Planning activities and community consultation will occur in the next financial year.

the Shire of Coolgardie. CEO James Trail delivered a presentation showing Coolgardie is '*Open for Business*' with the Shire being the number one producer in GDP for the Goldfields Esperance Region.

Cashless Welfare Card

The Cashless Debit Trial commenced in Coolgardie and Kambalda in April 2018. Local Partner Shop Fronts were established in both town with assistance being offered to customers by Shire of Coolgardie Staff.

EFFECTIVE MANAGEMENT OF INFRASTRUCTURE, HERITAGE AND THE ENVIRONMENT

Foster excellence in urban and rural planning and development.

Develop and maintain Shire buildings, facilities and infrastructure assets.

Develop and maintain highly functional and attractive public open spaces.

Conserve and enhance local heritage assets.

Preserve the region's unique natural attributes through observing and promoting sustainable environmental practices.

Regulatory Services

Building

A total of 274 Building Permits were issued by the Shire of Coolgardie in 2017/2018. The value of building licenses issued for 2017/2018 was \$14,360,280.98. This was largely due to a building application for re-roofs due to the hail storm in November 2017 and mining camps.

Environmental Health

The annual mandatory food monitoring report submitted to the Department of Health of WA satisfying the requirements of the Food Act 2008 of WA. A significant number of enquiries and many inspections on health premises were completed. From 1st July 2017, a regular health inspection program has been implemented and correct statistics will be maintained.

The two Shire owned swimming pools were subjected to their regular water sampling program to ensure safety and water quality parameters satisfying the requirements of the Health (Aquatic Facilities) Regulations 2007 of WA.

The patronage of both pools continues to remain strong.

2016/2017 saw a healthy increase at both pools. Kambalda increased from 14,530 in 2015/2016 to 18,385 in 2016/2017 an overall increase of 26%. Coolgardie increased from 4,068 in 2015/2016 to 9,815 in 2016/2017 an amazing increase of 240%.

It is excellent to see the Shire's pools being well patronised with lots of families.

Coolgardie Wastewater Treatment Plant

Coolgardie Wastewater Treatment Plant and Effluent Reuse Scheme continued to operate efficiently.

Since the introduction of annual maintenance on the sewerage facility in 2014, the following works have been completed;

- CCTV inspection of sewer lines 9.5km out of 10.3km (.8km to go).
- Inspections of manholes 146 out of 148 (2 to go).
- Installation of sewer inflow meter – for license reporting.
- Installation of sewer out flow meter – for license reporting.
- Installation upgrade of radio control signals.
- Installation of Liquid Chlorine Injection – to meet Health Department Standards
- Primary Treatment Pond 1 lined with 50mm rock – to prevent erosion of pond wall.
- Primary Treatment Pond 2 sludge build up removed – to eliminate odour also to give the water more retention time for optimal bacterial processing.
- Secondary Treatment Pond 3 lined with 50mm rock – to prevent erosion of pond wall.
- Secondary Treatment Pond 4 lined with 50mm rock/sludge build up removed – to prevent erosion of pond wall/ to eliminate odour also to give the water more retention time for optimal bacterial processing.
- Several major line breaks repaired.

The total operating expenditure on the sewerage facility, less depreciation and administration costs were \$363,582 with operating revenue \$272,788.

Recent changes to regulations have dramatically increased the cost of compliance for this service. Over the past three years, rates for this service have increased to ensure that this service continues to be managed to an appropriate standard. There continues to be a gap between revenue raised via the sanitary rate and costs to provide the service.

It is estimated that the reuse of water from the sewerage plant saves more than \$40,000 annually on water charges from Water Corp. The treated water from this service is used to reticulate many of the green spaces in the Coolgardie town site.

Given the reuse of water generates annual savings, the Council has resolved an annual transfer of just more than \$40,000 should be made to the sewerage reserve.

Waste Services

2017/2018 has been a very busy and productive year that has seen some changes from long term plans come to fruition and resulting in better services and savings to the Shire of Coolgardie.

The Shire co- joined with the Shire of Kalgoorlie- Boulder to request a tender for services for the domestic wheelie bin contract which will result in better service and savings to the Shire of Coolgardie. Hand in hand with this the Shire of Coolgardie is also purchasing their own wheelie bins which will result in both short term and long-term savings and as the bins are delivered to each property, they will be coded to the property which will be a great tool for the repair and recovery of damaged and stolen bins. It is estimated an annual saving of \$70,000 will result.

The Kambalda Refuse site has been operating with reduced hours for over a year now which has realised a saving in annual staffing costs to man the gate. The advent of the Shire breaching its licence conditions resulted in a significant increase in operational costs for the last 4 months of the financial year. Given the requirements to cover the tip face every day the 2017/2018 operational costs increased to \$427,520 from \$330,377 in 2016/2017. Coolgardie Shire is in the process of gaining approval from Department of Environment and Regulation (DWER) to convert part of the site to a Transfer Station in the future with all waste to be transferred to a proposed upgraded Coolgardie Refuse Site.

The Coolgardie Refuse Site has also been operating on reduced hours based on the historical usage of the site for over a year and has realised annual savings. Operational costs for 2017/2018 were \$131,326 down from \$198,472. Plans to upgrade the site to take most of the Shire waste including from the Kambalda Site have been presented to DWER for approval and if approved the upgrade will result in further savings to the Shire and more effective usage of both Kambalda and Coolgardie waste sites

Environmental Regulations

Annual Environmental Report and Annual Compliance Return on the operations of the Coolgardie Wastewater Treatment plant submitted to the Department of Environment Regulation satisfying the requirements of the Shire's licence conditions for the premises under the Environmental Protection Act 1986 of WA.

Annual Environmental Report and Annual Compliance Return on the operations of the Kambalda Landfill Site submitted to the Department of Environment Regulation satisfying the requirements of the Shire's licence conditions for the premises under the Environmental Protection Act 1986 of WA. The Shire commissioned a review to be undertaken of the future use of both tip sites along with the development of new cells. It is anticipated the Shire will work towards rehabilitating the landfill site at Kambalda and developing a transfer station.

The Shire is currently working on a joint tender with the City of Kalgoorlie Boulder for domestic waste collection. It is intended this will be in place from the 1st July 2018.

Planning

Since the gazettal of LPS 5 the Shire has focused on strategic development and opportunities. This has included a review of all the strategic land parcels in the Shire available for strategic land development. The Shire is proactively pursuing strategies and opportunities to progress development within the Shire townsites including release of land for development, whilst strengthen the Shires financial position.

Upgrades to the Intramaps systems have been made by incorporating zoning and land tenure information. This will significantly improve efficiency in both planning enquiries and rates enquiries. Statutory planning services has encompassed Development Applications, mining notifications and general enquiries. The Shire has entered into a shared services arrangement with the City of Kalgoorlie – Boulder to provide these services. The range of development proposals covers, new residential, carports, sheds, telecommunication towers and mining camps.

The organisation has also focused on finalising land sales and leases.

The Shire has seen an increase in development proposals within both town sites of Kambalda and Coolgardie. Most of these proposals are residential in nature comprising improvements in houses, sheds, carports and fencing.

A significant development approved and facilitated by the Shire is the workers accommodation in Coolgardie which is currently under construction and will see an increase in people living within and utilising the services and facilities in the town.

The Shire has initiated a scheme amendment to facilitate greater range of uses on the rural residential sites, increasing the opportunities for the future.

Mining activity has been strong, with new mining tenements and ongoing discussions for mine expansions and infrastructure enhancements particularly in relation to road infrastructure.

Road Works

The annual road construction programme for 2017/2018 resulted in expenditure of \$1,862,386. With drainage expenditure and footpaths total expenditure was estimated at \$1,974,013.

R2R Program

Reseal work was carried out on various streets and roads within the townsites of Coolgardie and Kambalda. The total expended on these projects was approximately \$462,000.

RRG Program

Road construction works was carried out on Coolgardie North road and Nepean/ Ladyloch totaling \$639,557.

Furthermore, capital projects in road construction:

- Formation and seal of Jaurdi Hills Road (first 750m)
- Cement stabilising and seal on section of Durkin road
- Reconstruct and seal intersection at Cave Hill and Kingswood Street Widgiemooltha.

Pathways

Ongoing annual maintenance works have been occurring. Goldfields employment and training services (G.E.T.S) have been assisting in the maintenance of our footpath network.

Parks and Gardens

The Shire parks and gardens teams continue to work tirelessly to maintain the many parks and verges in the Shire. The annual cost for 2017/2018 was approximately \$690,000.



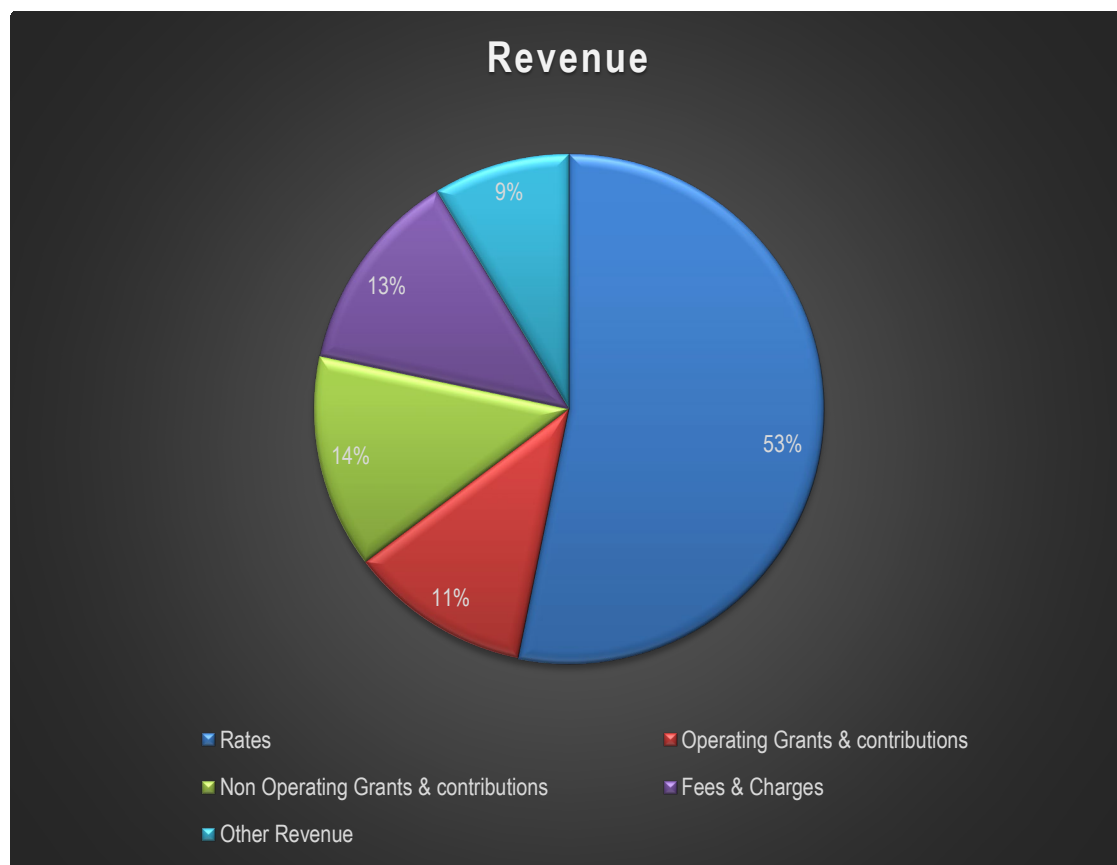
The Financial Year in Summary

Operating Surplus

The Shire's operating result for the financial year ended 30 June 2018 was an operating surplus of \$2,870,477, representing an increase of 14% from the previous years' surplus of \$2,510,127. Pleasingly, the provision for doubtful debts of \$2,225,472 previously reported was rectified in the 2017/18 financial year meaning this year's surplus is a much more accurate reflection of the Shire's financial position.

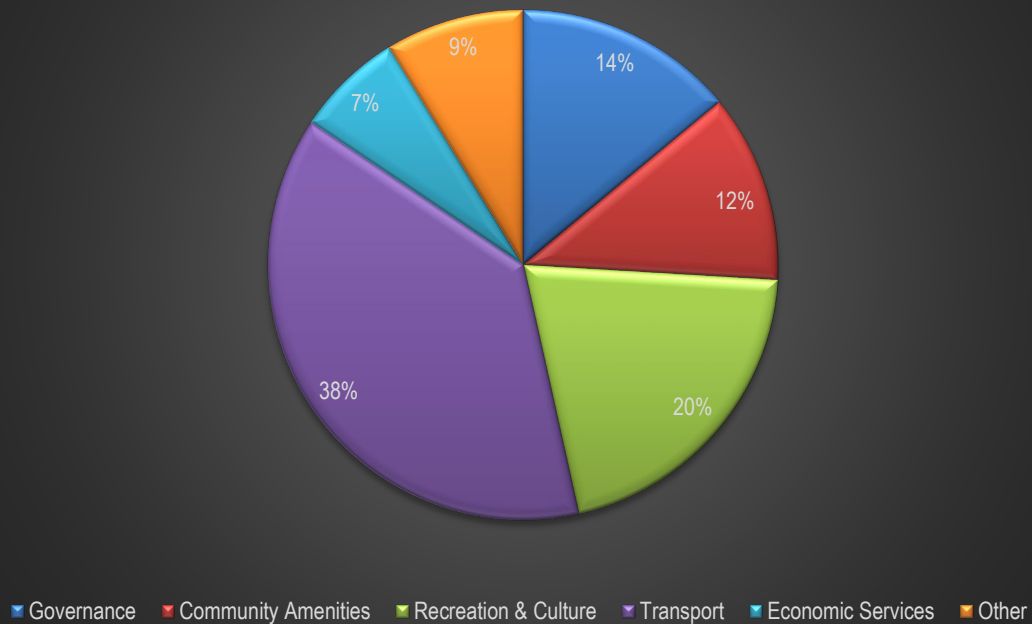
Revenue

The Shire of Coolgardie had a Total Operating Revenue of \$11.98m (including operating and capital grants) for the 2017/18 financial year. A total of 14% of the Shire's revenue for 2017/18 was Non-Operating Grants which helped to fund a number of key capital projects. Operating Grants and Contributions account for 11% of revenue, while Rates (53%) and Fees & Charges (13%) are also significant contributing factors to the total revenue figure. The remaining 9% of Other Revenue comes from a number of various sources including interest received, profit on sale of assets and miscellaneous contributions and reimbursements received during the financial year.



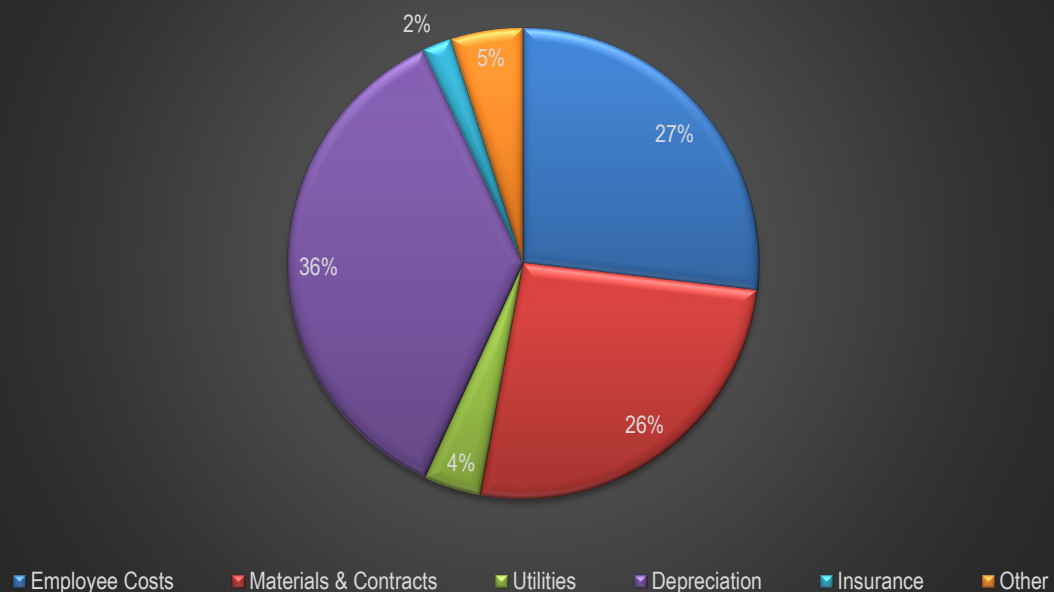
The revenue generated by the Shire is spent providing infrastructure and services for the community. The Shire provides many services including maintaining and improving roads, parks and gardens, leisure services and other community projects. A significant amount of the Shire's resources (58%) is spent on maintaining road infrastructure and the provision of recreation services.

Expenditure by Program



When comparing the breakdown of these costs by nature and type, a significant 36% of all operating expenditure is attributed to depreciation charges. Depreciation is a non-cash item and is the result of the Shire having in excess of \$189m worth of assets, of which 78% is attributed to the Shire's road network and other related infrastructure whilst a further 18% relates to Property, Plant & Equipment. Other significant expenditure includes Employee Costs (27%), Materials & Contracts (26%), with Utilities (5%), Insurance (2%) and Other Expenditure (4%) making up the balance.

Expenditure by Nature & Type



In addition to the normal operating activities, some significant capital works projects were undertaken during the 2017/18 financial year to the value of \$2.71m. Some of this year's capital works highlights include;

Transport	
Ladyloch Road	\$331,300
Coolgardie North Road	\$308,257
Binneringie Road	\$284,867
Durkin Road	\$151,442
Jaudi Hills Road	\$136,961
30,000L Water Tanker	\$116,910
Footpath Renewal	\$78,633
Land & Buildings	
Coolgardie Post Office	\$46,538
Kambalda Depot	\$32,462
Recreation & Culture	
Coolgardie Skate Park	\$198,680
Tommy Talbot Park	\$32,812
Community Amenities	
Coolgardie Sewerage Water Re-use System	\$63,635
240L Rubbish Bins	\$46,167
Coolgardie Satellite Television	\$36,526

Reserve Funds

As at 30 June 2018 the balance in the Reserve Accounts was \$3,913,273 as listed below;

RESERVE	BALANCE
Plant Reserve	453,046
Land & Building Reserve	306,915
Landfill Reserve	715,444
Sewerage Reserve	157,712
Environmental Reserve	506,073
Community & Recreation Reserve	413,530
IT & Communications Reserve	99,261
Road Reserve	545,188
Infrastructure Reserve	716,104
TOTAL	\$3,913,273

Council are well positioned to utilise its cash reserves for any future requirements as identified in the Shire's key strategic plans.

Loan Liability

As at 30 June 2018 the outstanding principal on all loans was \$692,968. This represents a significant reduction in debt from the outstanding balance of \$1,030,261 at the end of the last financial year and is a direct result of paying out the loan for the Kambalda Recreation Centre in the 2017/18 financial year.

Financial Ratios

Ratios provide useful information when compared to internal and industry benchmarks and assist in identifying trends. Whilst not conclusive in themselves, understanding ratios, their trends and how they interact is beneficial for the allocation of the Shire's resources and planning for the future. Information relating to the statutory ratios disclosed in the financial report is summarised in the table below, with a commentary provided on some selected ratios.

Ratio	Standard	2018	2017	2016	2015
Current Ratio	>= 1.00	3.21	2.06	1.30	1.15
Asset Consumption	>= 1.10	0.75	0.97	0.98	0.89
Asset Renewal	>= 1.05	N/A	N/A	0.24	N/A
Asset Sustainability	>= 1.10	0.27	0.39	0.34	0.54
Debt Service Cover	>= 5.00	4.28	5.21	2.26	2.42
Operating Surplus	>= 0.15	(0.40)	(0.35)	(0.88)	(0.42)
Own Source Revenue Coverage	>= 0.90	0.62	0.62	0.51	0.62

Current Ratio

The current ratio is a liquidity ratio that measures whether the Shire has enough resources to meet its short-term obligations. If current liabilities exceed current assets the current ratio will be less than 1 and is an early indicator that the Shire may have problems meeting its short-term obligations.

This ratio continues to improve steadily each year and has seen a marked improvement in the 2017/18 financial year attributable to both an increase in unrestricted cash and the reduction of current liabilities as a result of the finalisation of the loan for the Kambalda Recreation Centre.

Asset Sustainability Ratio

The Asset Sustainability ratio expresses capital expenditure on renewal and replacement of existing assets as a percentage of depreciation costs. This ratio is used to identify any potential decline or improvement in asset conditions. A percentage of less than 100% on an ongoing basis indicates assets may be deteriorating at a greater rate than spending on renewal or replacement.

A significant factor in calculating this ratio is the annual depreciation charge for roads and other infrastructure. This figure has been excessively high in previous years and following the completion of the fair value adjustments in the 2017/18 financial year, this ratio will improve significantly in the 2018/19 financial year if Council maintain their current level of capital renewal expenditure.

Continued improvement to this ratio will assist the Shire maintain its asset base at the right level into the future. Interpretation of this ratio should also be considered together with the Asset Consumption Ratio (above target at 0.75) and the Asset Renewal Funding Ratio (not calculated).

Debt Service Cover Ratio

The Debt Service Cover Ratio measures the Shire's ability to service debt from its committed or general-purpose funds available. This ratio has declined and/or stagnated in recent years and is trending below both the Regional and State 5-year averages.

The Shire will identify practical ways of improving the Shire's operating position in future years. This includes considering the sustainability of the current rates structure, identifying potential revenue streams and finding the optimum level of the Shire's operating expenses.

Operating Surplus Ratio

The Operating Surplus Ratio represents the percentage by which the operating surplus (or deficit) differs from the Shire's own source revenue which includes rates.

This ratio has decreased slightly in the current year; however, it is still below the target level and in negative territory. Depreciation is a significant component in the calculation of the ratio. The revaluation will result in a significant decrease in depreciation. Consequently, it is expected this will have a positive impact on the ratio in 2018/2019. Council and management will continue to explore areas to help improve the operating position as commented in the Debt Service ratio above. This is anticipated to be achieved through the implementation of the Service Level Review over the next two years.

Asset Renewal Funding Ratio

This ratio indicates whether the Shire's planned capital renewal expenditure over the next 10 years as per its Long-Term Financial Plan is sufficient to meet the required capital renewal expenditure over the next 10 years as per its Asset Management Plans.

The Shire's Long-Term Financial Plan and Asset Management Plan are currently in draft format and therefore the information in those plans is not reliable for calculation of the ratio this year. Council will review and adopt these plans in the 2018/19 financial year, which will allow the calculation of this ratio and help identify any gaps between planned and required capital expenditure.

Annual Audit

The annual audit was successfully completed for the 2017/18 financial year and an abridged copy of the report is included within this Annual Report. Council will continue to implement any recommended changes raised by the auditors that will improve the Shire's level of governance and compliance and help to improve the financial position of the organisation.

Abridged Financial Statements

Statement of Comprehensive Income

STATEMENT OF COMPREHENSIVE INCOME				
BY NATURE OR TYPE				
FOR THE YEAR ENDED 30TH JUNE 2018				
		2018	2018	2017
	NOTE	Actual	Budget	Actual
		\$	\$	\$
Revenue				
Rates	22(a)	6,373,439	6,449,825	6,191,388
Operating grants, subsidies and contributions	2(a)	1,379,255	771,076	1,935,787
Fees and charges	2(a)	1,553,784	1,438,411	1,367,071
Interest earnings	2(a)	286,671	206,469	204,423
Other revenue	2(a)	570,948	11,525	907,215
		10,164,097	8,877,306	10,605,884
Expenses				
Employee costs		(3,675,163)	(4,093,736)	(3,989,634)
Materials and contracts		(3,570,372)	(3,111,555)	(2,948,424)
Utility charges		(538,022)	(603,402)	(593,882)
Depreciation on non-current assets	10(b)	(4,952,378)	(8,592,971)	(4,916,656)
Interest expenses	2(b)	(51,335)	(48,229)	(66,123)
Insurance expenses		(276,820)	(298,496)	(208,036)
Other expenditure		(567,769)	(451,947)	(580,526)
		(13,631,859)	(17,200,336)	(13,303,281)
		(3,467,762)	(8,323,030)	(2,697,397)
Non-operating grants, subsidies and contributions	2(a)	1,631,398	1,074,748	986,614
Profit on asset disposals	10(a)	96,192	2,512	23,368
(Loss) on asset disposals	10(a)	(58,197)	(127,665)	(317,021)
Fair value adjustments to financial assets at fair value through profit or loss	4	87,586	0	0
Net result		(1,710,783)	(7,373,435)	(2,004,436)
Other comprehensive income				
<i>Items that will not be reclassified subsequently to profit or loss</i>				
Changes on revaluation of non-current assets	11	(232,269,563)	0	4,101,284
Total other comprehensive income		(232,269,563)	0	4,101,284
Total comprehensive income		(233,980,346)	(7,373,435)	2,096,848

Statement of Financial Position

STATEMENT OF FINANCIAL POSITION			
AS AT 30TH JUNE 2018			
	NOTE	2018	2017
		\$	\$
CURRENT ASSETS			
Cash and cash equivalents	3	5,614,140	5,427,310
Investments	4	87,586	0
Trade and other receivables	6	1,671,059	1,380,533
Inventories	7	5,043	6,530
TOTAL CURRENT ASSETS		7,377,828	6,814,373
NON-CURRENT ASSETS			
Other receivables	6	68,237	52,813
Property, plant and equipment	8	34,389,508	35,564,370
Infrastructure	9	146,881,391	380,572,834
TOTAL NON-CURRENT ASSETS		181,339,136	416,190,017
TOTAL ASSETS		188,716,964	423,004,390
CURRENT LIABILITIES			
Trade and other payables	12	633,043	564,788
Current portion of long term borrowings	13(a)	68,253	337,292
Provisions	14	275,125	308,814
TOTAL CURRENT LIABILITIES		976,421	1,210,894
NON-CURRENT LIABILITIES			
Long term borrowings	13(a)	624,715	692,969
Provisions	14	72,590	76,943
TOTAL NON-CURRENT LIABILITIES		697,305	769,912
TOTAL LIABILITIES		1,673,726	1,980,806
NET ASSETS		187,043,238	421,023,584
EQUITY			
Retained surplus		62,142,863	63,890,962
Reserves - cash backed	5	3,913,273	3,875,957
Revaluation surplus	11	120,987,102	353,256,665
TOTAL EQUITY		187,043,238	421,023,584

Statement of Cashflows

STATEMENT OF CASH FLOWS FOR THE YEAR ENDED 30TH JUNE 2018				
	NOTE	2018 Actual	2018 Budget	2017 Actual
CASH FLOWS FROM OPERATING ACTIVITIES		\$	\$	\$
Receipts				
Rates		6,576,852	7,922,287	5,990,653
Operating grants, subsidies and contributions		1,060,374	771,076	2,206,622
Fees and charges		1,553,784	1,165,623	1,367,071
Interest earnings		286,671	206,469	204,423
Goods and services tax		118,009	0	747,788
Other revenue		570,948	11,525	907,215
		10,166,638	10,076,980	11,423,772
Payments				
Employee costs		(3,683,168)	(4,093,736)	(4,332,323)
Materials and contracts		(3,525,978)	(3,111,555)	(3,054,969)
Utility charges		(538,022)	(603,402)	(593,882)
Interest expenses		(56,024)	(48,229)	(66,436)
Insurance expenses		(276,820)	(298,496)	(208,036)
Goods and services tax		(308,491)	0	(627,710)
Other expenditure		(567,769)	(451,947)	(580,526)
		(8,956,272)	(8,607,365)	(9,463,882)
Net cash provided by (used in) operating activities	15	1,210,366	1,469,615	1,959,890
CASH FLOWS FROM INVESTING ACTIVITIES				
Payments for purchase of property, plant & equipment		(290,186)	(556,500)	(772,015)
Payments for construction of infrastructure		(2,423,816)	(2,128,733)	(1,910,398)
Non-operating grants, subsidies and contributions		1,631,398	1,074,748	986,614
Proceeds from sale of fixed assets		396,361	314,500	98,963
Net cash provided by (used in) investment activities		(686,243)	(1,295,985)	(1,596,836)
CASH FLOWS FROM FINANCING ACTIVITIES				
Repayment of long term borrowings		(337,293)	(337,408)	(316,162)
Proceeds from self supporting loans		0	0	605
Net cash provided by (used in) financing activities		(337,293)	(337,408)	(315,557)
Net increase (decrease) in cash held		186,830	(163,778)	47,497
Cash at beginning of year		5,427,310	5,269,532	5,379,813
Cash and cash equivalents at the end of the year	15	5,614,140	5,105,754	5,427,310

Rate Setting Statement

RATE SETTING STATEMENT FOR THE YEAR ENDED 30TH JUNE 2018				
	NOTE	2018 Actual	2018 Budget	2017 Actual
		\$	\$	\$
OPERATING ACTIVITIES				
Net current assets at 1 July b/fwd - surplus/(deficit)		2,510,127	2,393,249	2,078,172
		2,510,127	2,393,249	2,078,172
Revenue from operating activities (excluding rates)				
Governance		21,081	9,500	63,360
General purpose funding		918,898	743,597	1,297,317
Law, order, public safety		24,164	24,735	17,689
Health		6,622	0	1,835
Education and welfare		249,879	239,329	268,478
Housing		120,998	90,500	87,215
Community amenities		1,140,547	965,977	929,496
Recreation and culture		231,201	244,687	232,683
Transport		924,811	67,512	904,503
Economic services		196,055	44,156	131,939
Other property and services		52,594	0	503,349
		3,886,850	2,429,993	4,437,864
Expenditure from operating activities				
Governance		(1,912,190)	(1,851,828)	(1,858,586)
General purpose funding		(236,355)	(219,815)	(297,908)
Law, order, public safety		(216,025)	(325,891)	(162,251)
Health		(128,035)	(179,493)	(114,261)
Education and welfare		(233,555)	(300,323)	(313,935)
Housing		(249,170)	(240,378)	(249,961)
Community amenities		(1,639,488)	(1,652,302)	(1,573,195)
Recreation and culture		(2,816,289)	(2,843,524)	(3,243,872)
Transport		(5,190,435)	(8,988,076)	(5,102,624)
Economic services		(933,113)	(659,361)	(674,686)
Other property and services		(135,401)	(67,010)	(29,023)
		(13,690,056)	(17,328,001)	(13,620,302)
Operating activities excluded				
(Profit) on disposal of assets	10(a)	(96,192)	(2,512)	(23,368)
Loss on disposal of assets	10(a)	58,197	127,665	317,021
Movement on accrued interest on debentures		(4,689)	0	(313)
Movement in deferred pensioner rates (non-current)		(15,424)	0	0
Movement in employee benefit provisions (current)		(38,948)	0	(43,648)
Movement in employee benefit provisions (non-current)		(4,353)	0	(14,404)
Depreciation and amortisation on assets	10(b)	4,952,378	8,592,971	4,916,656
Amount attributable to operating activities		(2,442,110)	(3,786,635)	(1,952,322)
INVESTING ACTIVITIES				
Non-operating grants, subsidies and contributions		1,631,398	1,074,748	986,614
Proceeds from disposal of assets	10(a)	396,361	314,500	98,963
Purchase of property, plant and equipment	8(b)	(290,186)	(556,500)	(772,015)
Purchase and construction of infrastructure	9(b)	(2,423,816)	(2,128,733)	(1,910,398)
Amount attributable to investing activities		(686,243)	(1,295,985)	(1,596,836)
FINANCING ACTIVITIES				
Repayment of long term borrowings	13(a)	(337,293)	(337,408)	(316,162)
Proceeds from self supporting loans	13(a)	0	0	605
Transfers to reserves (restricted assets)	5	(557,928)	(1,753,532)	(873,944)
Transfers from reserves (restricted assets)	5	520,612	723,735	1,057,398
Amount attributable to financing activities		(374,609)	(1,367,205)	(132,103)
Surplus(deficiency) before general rates		(3,502,962)	(6,449,825)	(3,681,261)
Total amount raised from general rates	22	6,373,439	6,449,825	6,191,388
Net current assets at June 30 c/fwd - surplus/(deficit)	23	2,870,477	0	2,510,127

Auditors Report

INDEPENDENT AUDITOR'S REPORT TO THE COUNCILLORS OF THE SHIRE OF COOLGARDIE

REPORT ON THE AUDIT OF THE FINANCIAL REPORT

MOORE STEPHENS

Level 15, Exchange Tower,
2 The Esplanade, Perth, WA 6000
PO Box 5785, St Georges Terrace,
WA 6831

T +61 (0)8 9225 5355

F +61 (0)8 9225 6181

www.moorestephens.com.au

Opinion

We have audited the accompanying financial report of the Shire of Coolgardie (the Shire), which comprises the Statement of Financial Position as at 30 June 2018, Statement of Comprehensive Income by Nature or Type, Statement of Comprehensive Income by Program, Statement of Changes in Equity, Statement of Cash Flows and the Rate Setting Statement for the year then ended, notes comprising a summary of significant accounting policies and other explanatory information and the Statement by Chief Executive Officer.

In our opinion, the financial report of the Shire of Coolgardie:

- a) is based on proper accounts and reports; and
- b) fairly represents, in all material respects, the results of the operations of the Shire for the year ended 30 June 2018 and its financial position at the end of that period in accordance with the Local Government Act 1995 (the Act) and, to the extent that they are not inconsistent with the Act, Australian Accounting Standards.

Basis for Opinion

We conducted our audit in accordance with Australian Auditing Standards. Our responsibilities under those standards are further described in the *Auditor's Responsibilities for the Audit of the Financial Report* section of our report. We are independent of the Shire in accordance with the ethical requirements of the Accounting Professional and Ethical Standards Board's APES 110 *Code of Ethics for Professional Accountants* (the "Code") that are relevant to our audit of the financial report in Australia. We have also fulfilled our other ethical responsibilities in accordance with the Code. We believe that the audit evidence we have obtained is sufficient and appropriate to provide a basis for our opinion.

Emphasis of Matter – Basis of Preparation

We draw attention to Note 1 to the financial report, which describes the basis of preparation. The financial report has been prepared for the purpose of fulfilling the Shire's financial reporting responsibilities under the Act. Regulation 16 of the Local Government (Financial Management) Regulations 1996 (Regulations), does not allow a local government to recognise some categories of land, including land under roads, as assets in the annual financial report. Our opinion is not modified in respect of this matter.

Responsibilities of the Chief Executive Officer and Council for the Financial Report

The Chief Executive Officer (CEO) of the Shire is responsible for the preparation and fair presentation of the annual financial report in accordance with the requirements of the Act, the Regulations and, to the extent that they are not inconsistent with the Act, Australian Accounting Standards. The CEO is also responsible for such internal control as the CEO determines is necessary to enable the preparation of a financial report that is free from material misstatement, whether due to fraud or error.

In preparing the financial report, the CEO is responsible for assessing the Shire's ability to continue as a going concern, disclosing, as applicable, matters related to going concern and using the going concern basis of accounting unless the State government has made decisions affecting the continued existence of the Shire.

The Council is responsible for overseeing the Shire's financial reporting process.

**INDEPENDENT AUDITOR'S REPORT
TO THE COUNCILLORS OF
THE SHIRE OF COOLGARDIE
(CONTINUED)**

REPORT ON THE AUDIT OF THE FINANCIAL REPORT (CONTINUED)

Auditor's Responsibilities for the Audit of the Financial Report

Our objectives of the audit are to obtain reasonable assurance about whether the financial report as a whole is free from material misstatement, whether due to fraud or error, and to issue an auditor's report that includes our opinion. Reasonable assurance is a high level of assurance but is not a guarantee that an audit conducted in accordance with Australian Auditing Standards will always detect a material misstatement when it exists. Misstatements can arise from fraud or error and are considered material if, individually or in the aggregate, they could reasonably be expected to influence the economic decisions of users taken on the basis of the financial report.

As part of an audit in accordance with the Australian Auditing Standards, we exercise professional judgement and maintain professional scepticism throughout the audit. We also:

- Identify and assess the risks of material misstatement of the financial report, whether due to fraud or error, design and perform audit procedures responsive to those risks, and obtain audit evidence that is sufficient and appropriate to provide a basis for our opinion. The risk of not detecting a material misstatement resulting from fraud is higher than for one resulting from error, as fraud may involve collusion, forgery, intentional omissions, misrepresentation, or the override of internal control.
- Obtain an understanding of internal control relevant to the audit in order to design audit procedures that are appropriate in the circumstances, but not for the purpose of expressing an opinion on the effectiveness of the Shire's internal control.
- Evaluate the appropriateness of accounting policies used and the reasonableness of accounting estimates and related disclosures made by the CEO.
- Conclude on the appropriateness of the CEO's use of the going concern basis of accounting and, based on the audit evidence obtained, whether a material uncertainty exists related to events or conditions that may cast significant doubt on the Shire's ability to continue as a going concern. If we conclude that a material uncertainty exists, we are required to draw attention in our auditor's report to the related disclosures in the financial report or, if such disclosures are inadequate, to modify our opinion. Our conclusions are based on the audit evidence obtained up to the date of our auditor's report, as we cannot predict future events or conditions that may have an impact.
- Evaluate the overall presentation, structure and content of the financial report, including the disclosures, and whether the financial report represents the underlying transactions and events in a manner that achieves fair presentation.

We communicate with the Council and the CEO regarding, among other matters, the planned scope and timing of the audit and significant audit findings, including any significant deficiencies in internal control that we identify during our audit.

REPORT ON OTHER LEGAL AND REGULATORY REQUIREMENTS

In accordance with the Local Government (Audit) Regulations 1996, we also report that:

- a) In our opinion, the Shire experienced a significant adverse trend in its financial management practices as evidenced by the Shire continuing to experience problems with its financial systems and procedures and had difficulties balancing the year end position in the current financial year. This reflects on the efficiency of the Shire as a whole as it compromises the delivery and monitoring of meaningful, accurate and timely management information.
- b) All required information and explanations were obtained by us.
- c) All audit procedures were satisfactorily completed in conducting our audit.
- d) In our opinion, the asset consumption ratio included in the annual financial report was supported by verifiable information and reasonable assumptions.
- e) The asset renewal funding ratio was not calculated and consequently, no review was able to be carried out.

MATTERS RELATING TO THE ELECTRONIC PUBLICATION OF THE AUDITED FINANCIAL REPORT

This auditor's report relates to the annual financial report of the Shire of Coolgardie for the year ended 30 June 2018 included on the Shire's website. The Shire's management is responsible for the integrity of the Shire's website. This audit does not provide assurance on the integrity of the Shire's website. The auditor's report refers only to the financial report described above. It does not provide an opinion on any other information which may have been hyperlinked to/from this financial report. If users of the financial report are concerned with the inherent risks arising from publication on a website, they are advised to refer to the hard copy of the audited financial report to confirm the information contained in this website version of the financial report.

MOORE STEPHENS
CHARTERED ACCOUNTANTS



WEN-SHIEN CHAI
PARTNER

Date: 18 December 2018
Perth, WA

5 PUBLIC QUESTION TIME / OTHER BUSINESS

Barry Brown – Coolgardie

Goldfields real-estate on the price of the blocks in Coolgardie, they should be withdrawn from the market somehow because of the infrastructure side of things, I am just wondering what you have found out from landcorp, of there was a trust fund set up? And as far as the infrastructure goes for those properties, they are up for \$11,000 but how can they even build on them without the infrastructure being in first? Sooner or later you are going to have a liability in this town with someone who is going to get run over on the road because there is no footpath, I think we urgently need to address either through landcorp or get the real value of these properties that can go towards helping the rate payers with the footpaths.

Malcolm Cullen – Shire President

As far as I am aware because those blocks were developed in the 90s I don't think there was any reserve account set up for additional infrastructure we are going to have to work with landcorp on how we are going to resolve the situation.

Barry Brown - Coolgardie

How can you sell the block of land without the infrastructure in place, there is nowhere else in the country that you can sell land without the infrastructure already in place if you open a new subdivision?

I am trying to save Coolgardie with these ridiculous prices, where else in the country can you buy a block of land for \$11,000? They are only getting the price of \$11,000 because the homework at the other end is not being met, before they can put the house on the land there needs to be a footpath or what are you going to do if someone gets hurt? It's the Shire's liability.

Malcolm Cullen – Shire President

This is something that the Shire will need to investigate.

James Trail – CEO

Anywhere else they build a subdivision they do build footpath and the drainage on the structure plans; the structure plans have not been done this way in the Shire. It would be the Shire or the ratepayers paying for it.

Barry Brown - Coolgardie

Why should the ratepayers have to pay for the Shire to open a new subdivision?

James Trail – CEO

This can be investigated, but without doing more research we can't go and get more money from anyone the Shire of Coolgardie will have to pay for footpaths in that area.

Barry Brown - Coolgardie

Who bought the blocks of landcorp in the first place? We must address this. There should have been a provision before the blocks themselves could go in.

James Trail – CEO

Unless the structure plans say there must be footpaths in there, then anyone buying land isn't required to fill that condition.

Barry Brown - Coolgardie

What is the long-term plan for that?

Malcolm Cullen – Shire President

If there is a substantial amount of development the Shire would help put infrastructure in there. If the development does go ahead the Shire would look at helping install the infrastructure that is required to go in. we are only catering for a footpath on one side of the road not both.

Malcolm Cullen – Shire President

We are trying to get the property owners to clean up their houses, this is a lengthy process as they can refuse to clean. It can end up costing the Shire money because people don't want to clean their property.

Harry Buckingham - Coolgardie

Has the traffic calming been completed?

Malcolm Cullen – Shire President

The traffic calming has started as yet.

Harry Buckingham – Coolgardie

I thought the nibs and the islands on the road were the traffic calming

Malcolm Cullen – Shire President

The work that was undertaken was part of the Black Spot funding received.

Harry Buckingham – Coolgardie

Is there any traffic calming planned?

Malcolm Cullen – Shire President

We have had another road safety audit done on the road and we are waiting for the results to come back in early February, so that we can look at presenting to Council the details of the Audit and from there we will look at the design of Bayley Street.

Both intersections were funded by Black Spot Funding.

Harry Buckingham – Coolgardie

3 years ago, it was asked if traffic calming restriction signs?

Malcolm Cullen – Shire President

We have had the 50km signs erected for the road trains.

Harry Buckingham – Coolgardie

That's good, but it needs to be for every car that goes down Bayley Street not just the road trains, as that every Council that has a main road going through it.

Malcolm Cullen – Shire President

There are only a few selected towns that have the 50km through the main road. We have written to Main Roads and asked them to reduce the speed and they have refused, and part of the process we must go through, road safety audits and putting up a plan of what to do with the street, parking and footpaths.

Harry Buckingham – Coolgardie

Is it this Council's wish to put speed limiting signs in? does the Shire support it.

Malcolm Cullen – Shire President

The Shire has applied for the road to be 50km but got denied which is why it is only heavy traffic, we must do the road safety audit of the entire street to get the speed down the 50km.

James Trail – CEO

Main Roads and the State will not allow the Shire while Bayley Street remains 18m width in the middle and 7m or 8m either side. They will not support calming methods.

Malcolm Cullen – Shire President

There have only been positive comments on the works that has been done on the roads, with the line marking, nibs at the Caltex road house.

Barry Brown – Coolgardie

How do you turn into Jobson Street? There is no pull over to turn into Jobson, you must go around.

Malcolm Cullen – Shire President

It was not the intent to get off the road, it was the entry into Caltex.

Harry Buckingham – Coolgardie

Congratulations to Council on improving the surplus funds significantly.

Are Council going to reopen the toilets at night time?

Malcolm Cullen – Shire President

The problem with leaving the toilets open is they get vandalized.

Harry Buckingham – Coolgardie

Well that traffic is coming down to the caravan park, and I am having theft, confrontation and vandalism also, with Councils CCTV, can they open them at night.

Malcolm Cullen – Shire President

The public toilet in the park is open until 8.00pm and the Caltex is open 24hrs.

Rose Mitchell – Coolgardie

I can turn right at Renuo street but if I am coming back from Kalgoorlie there is no arrow to turn right into Renuo Street.

Malcolm Cullen – Shire President

There was no room to put an arrow in place.

Rose Mitchell – Coolgardie

But if the lines are continuous you cannot go over them.

Malcolm Cullen – Shire President

Are they continuous through the intersection?

Rose Mitchell – Coolgardie

Yes, they are. There is no space for people to spot behind or go past.

Malcolm Cullen – Shire President

That is the Main Roads road, you will have to write to Main Roads if there are any issues with that section.

Harry Buckingham – Coolgardie

How is the Shires progress with getting the registers office and the Court back in Coolgardie?

Malcolm Cullen – Shire President

We won't get the Court back in Coolgardie, but we are in discussions with Local members for the reinstatement of the Mining register building, once the renovations are upgraded. We have a letter to say the office will be reinstated but we are yet to get verification of the status.

Barry Brown – Coolgardie

It will be important to get the office reopened as we are going to have problems. We need to put signs up at each end of town about prospecting. It is very important for these, people need to know the rights or prospecting which the Mines Departments in the town is why is needed then people have no excuses they can't go into a Mines Department.

Harry Buckingham – Coolgardie

Is the Gas pipeline still going ahead?

Malcolm Cullen – Shire President

The pipeline wouldn't go ahead as we do not have the population for this to happen.

Harry Buckingham – Coolgardie

Will Council remove the fee of \$75 for the scattering of ashes?

Malcolm Cullen – Shire President

It will have to be a Council decision when the next fees and charges are set if this was going to be removed.

Harry Buckingham – Coolgardie

Whose land is the 300-man camp?

Malcolm Cullen – Shire President

Council will get the rates from the Camp

Harry Buckingham – Coolgardie

Will the camp take tourists?

Malcolm Cullen – Shire President

This will have to be taken on notice to see if the camp will take tourists or not.

Harry Buckingham – Coolgardie

When will the next election of the President be, can the people vote for the president and not the Councillors.

Malcolm Cullen – Shire President

This will have to be taken on notice to see how the president is elected.

6 CLOSURE OF MEETING

Shire President, M Cullen declared the meeting closed at 07:09 pm and thanked all for their attendance.